



JOAN L. BULLOCK, COUNTY CLERK-RECORDER

RECORDER DIVISION  
PHONE 582-3211, EXT. 2470

KINGS COUNTY GOVERNMENT CENTER  
1400 WEST LACEY BOULEVARD  
HANFORD, CALIFORNIA 93230

CLERK DIVISION  
PHONE 582-3211, EXT. 2430

November 12, 1992

TO: KINGS COUNTY BOARD OF SUPERVISORS

RE: CERTIFICATION OF THE NOVEMBER 3, 1992 CONSOLIDATED GENERAL ELECTION

It is recommended that you approve the following minute order which incorporates my report to the Board regarding the November 3, 1992 Consolidated General Election.

PROPOSED MINUTE ORDER

"that the following report of the Clerk and Statement of Results of the Consolidated General Election held on the 3rd day of November, 1992, the County of Kings, 30th Assembly District, be accepted and approved and that the Clerk be instructed to send to the Secretary of State, a complete copy of the returns of the Consolidated General Election as required by section 17090 of the California Election Code."

COUNTY CLERK'S REPORT

In accordance with Section 17081 of the California Election Code, I Joan L. Bullock, as County Clerk, hereby report that between November 5, 1992 and November 6, 1992, I conducted the official canvass of the returns of said election, and that the total vote cast county-wide in said election in Kings County, including 4,071 absent voters' ballots was 26,270 or 71.6% of 36,691 qualified registered voters. The total vote cast for each candidate and measure is the same on the tabulated statements attached and the totals shown are full, true and correct.

Precinct	Voters	Trnout	Pct	A	B	C	D	E	F	G	H	I	J	K	L
01 LEMOORE PRESB CHRUCH	1446	821	56.8	327	290	0	178	0	0	0	1				
02 LEM ELEM SCH LIBRARY	887	588	66.3	184	263	1	129	0	0	0	4				
03 FIRST BAPTIST CHURCH	1306	907	69.4	253	447	2	186	0	0	0	0				
04 CENTRAL UN SCH (BR)	573	347	60.6	159	119	0	58	0	0	0	0				
05 AKERS SCHOOL	885	471	53.2	127	189	0	147	0	0	0	0				
06 STRATFORD FIRE STA	312	201	64.4	90	78	0	24	1	0	0	2				
16 CORCORAN COUNCIL	1227	547	44.6	240	208	0	80	0	0	0	0				
17 1ST UNI METHODIST CH	841	539	64.1	182	261	1	75	1	0	0	0				
18 KATE BOSWELL SEN CTR	1251	482	38.5	208	184	4	75	0	0	0	1				
19 CORCORAN IRR DIST	797	342	42.9	179	93	2	47	0	0	0	1				
20 AVENAL JUST COURT	900	517	57.4	265	137	0	89	5	0	0	0				
21 AVENAL HIGH SCH AUD	480	303	63.1	115	122	1	53	2	0	0	0				
22 KETTLEMAN SCH LIB	190	109	57.4	52	35	0	16	0	0	0	0				
26 HANFORD HI PRES CTR	1145	766	66.9	227	388	0	140	0	0	0	0				
27 ST JAMES LUTHRN CH	1273	933	73.3	274	441	2	197	2	0	1	0				
28 1ST BAPTIST HALL	1621	1121	69.2	354	526	1	220	0	2	0	0				
29 MONROE SCH CAFETERIA	1009	672	66.6	226	310	2	115	1	0	0	1				
30 K/R-HARDWICK SCHOOL	425	314	73.9	81	178	1	50	0	0	0	0				
31 PIONEER SCH LIBRARY	485	346	71.3	98	170	1	71	0	0	0	0				
32 MEADOW LN SCH LIBRARY	1789	1008	56.3	302	429	2	240	1	0	0	2				
33 ISLAND FIRE STATION	610	425	69.7	123	203	0	89	0	0	0	0				
34 CHRIST EPISCOPAL CH	378	233	61.6	76	95	0	58	0	0	0	0				
40 NEW AG BLDG MULTI RM	1259	829	65.8	302	370	1	138	1	0	0	1				
41 ROOSEVELT SCHOOL	1447	737	50.9	322	230	4	150	1	0	0	2				
42 HOWARD BREWSTER RESID	303	162	53.5	69	47	0	43	1	0	0	0				
43 CNTY ROAD SUP OFFICE	898	491	54.7	238	150	2	89	1	0	0	0				
44 LA HERMOSA ASSEM GOD	771	301	39.0	220	37	0	28	2	0	0	0				
45 ENVIRON HEALTH CONF	215	144	67.0	53	52	1	31	0	0	0	1				
46 WILLIAM ROBINSON RES	194	93	47.9	56	16	0	19	0	0	0	0				
47 ARMONA FIRE STATION	1009	630	62.4	220	251	0	142	0	0	0	1				
48 ARMONA SENIOR CENTER	773	498	64.4	197	176	0	111	0	0	0	0				
62 EPISCOPAL CHURCH SAV	674	352	52.2	199	83	0	56	0	0	0	0				
63 HANFORD CIVIC AUD WST	973	598	61.5	221	225	1	126	1	0	0	2				
64 SACRED HEART HOSP CON	1069	616	57.6	259	212	2	118	2	1	0	3				
65 FRATERAL HALL	949	595	62.7	235	225	2	119	0	0	0	1				
66 GLAD TIDINGS CHURCH	1666	1072	64.3	382	470	2	196	2	0	0	0				
67 RIVERBEND COMM CENTER	313	218	69.6	53	121	0	40	0	0	0	0				
68 KIT CARSON FIRE STATN	852	535	62.8	175	241	0	110	1	0	0	2				
69 GOLDEN WEST PANCAKE	218	108	49.5	63	19	0	24	0	0	0	0				

C O L U M N L E G E N D

A:	D: PRESIDENT AND VICE PRESIDENT A. Marrou / N. Lord	G: PRESIDENT AND VICE PRESIDENT R. Daniels/A. Tupahache	J:
B: PRESIDENT AND VICE PRESIDENT B. Clinton / A. Gore	E: PRESIDENT AND VICE PRESIDENT R. Perot / J. Stockdale	H: PRESIDENT AND VICE PRESIDENT Writein Votes	K:
C: PRESIDENT AND VICE PRESIDENT G. Bush / D. Quayle	F: PRESIDENT AND VICE PRESIDENT H. Phillips/A. Knight	I:	L:

Precinct	Voters	Trnout	Pct	A	B	C	D	E	F	G	H	I	J	K	L
70 KINGS CHRISTIAN CHURCH	410	267	65.1	102	92	2	1	1	0	0	0	0	0	0	0
71 HOMETOWN COM DIST	462	181	39.2	116	26	1	24	0	0	0	0	0	0	0	0
72 LAKESIDE SCHOOL	322	217	67.4	48	123	2	37	0	1	1	0	0	0	0	0
73 BURRIS PARK FIRE STN	297	181	60.9	31	108	0	39	0	0	0	0	0	0	0	0
1007 NO POLL - ABS PRE	10	4	40.0	0	3	0	0	0	0	0	0	0	0	0	0
1008 NO POLL - ABS PRE	178	110	61.8	38	40	1	30	0	0	0	0	0	0	0	0
1009 NO POLL - ABS PRE	5	5	100.0	1	4	0	0	0	0	0	0	0	0	0	0
1010 NO POLL - ABS PRE	123	100	81.3	33	43	0	24	0	0	0	0	0	0	0	0
1011 NO POLL - ABS PRE	0	0	0.0	0	0	0	0	0	0	0	0	0	0	0	0
1012 NO POLL - ABS PRE	0	0	0.0	0	0	0	0	0	0	0	0	0	0	0	0
1013 NO POLL - ABS PRE	38	34	89.5	15	9	0	9	0	0	0	0	0	0	0	0
1014 NO POLL - ABS PRE	136	110	80.9	21	59	1	29	0	0	0	0	0	0	0	0
1015 NO POLL - ABS PRE	5	3	60.0	3	0	0	0	0	0	0	0	0	0	0	0
1023 NO POLL - ABS PRE	16	11	68.8	2	7	0	2	0	0	0	0	0	0	0	0
1024 NO POLL - ABS PRE	16	13	81.3	6	3	0	3	0	1	0	0	0	0	0	0
1025 NO POLL - ABS PRE	28	28	100.0	11	13	0	4	0	0	0	0	0	0	0	0
1035 NO POLL - ABS PRE	57	50	87.7	8	29	0	13	0	0	0	0	0	0	0	0
1036 NO POLL - ABS PRE	46	38	82.6	8	15	1	13	1	0	0	0	0	0	0	0
1037 NO POLL - ABS PRE	1	1	100.0	0	0	0	1	0	0	0	0	0	0	0	0
1038 NO POLL - ABS PRE	102	87	85.3	31	37	2	17	0	0	0	0	0	0	0	0
1039 NO POLL - ABS PRE	132	104	78.8	31	50	1	20	0	0	0	0	0	0	0	0
1049 NO POLL - ABS PRE	3	3	100.0	1	0	0	1	0	0	0	0	0	0	0	0
1050 NO POLL - ABS PRE	46	35	76.1	13	12	0	10	0	0	0	0	0	0	0	0
1051 NO POLL - ABS PRE	65	43	66.2	18	12	1	11	0	0	0	0	0	0	0	0
1052 NO POLL - ABS PRE	108	86	79.6	21	50	0	14	0	0	0	0	0	0	0	0
1053 NO POLL - ABS PRE	23	19	82.6	8	3	0	8	0	0	0	0	0	0	0	0
1054 NO POLL - ABS PRE	30	25	83.3	7	9	0	9	0	0	0	0	0	0	0	0
1055 NO POLL - ABS PRE	0	0	0.0	0	0	0	0	0	0	0	0	0	0	0	0
1056 NO POLL - ABS PRE	26	18	69.2	8	6	2	2	0	0	0	0	0	0	0	0
1057 NO POLL - ABS PRE	10	7	70.0	5	2	0	0	0	0	0	0	0	0	0	0
1058 NO POLL - ABS PRE	1	1	100.0	0	1	0	0	0	0	0	0	0	0	0	0
1059 NO POLL - ABS PRE	120	56	46.7	25	22	0	9	0	0	0	0	0	0	0	0
1060 NO POLL - ABS PRE	4	2	50.0	1	1	0	0	0	0	0	0	0	0	0	0
1061 NO POLL - ABS PRE	48	39	81.3	14	20	0	5	0	0	0	0	0	0	0	0
1074 NO POLL - ABS PRE	22	17	77.3	1	15	0	1	0	0	0	0	0	0	0	0
1075 NO POLL - ABS PRE	14	14	100.0	1	13	0	0	0	0	0	0	0	0	0	0
1076 NO POLL - ABS PRE	7	5	71.4	0	5	0	0	0	0	0	0	0	0	0	0
1077 NO POLL - ABS PRE	23	16	69.6	5	9	0	2	0	0	0	0	0	0	0	0
1078 NO POLL - ABS PRE	21	17	81.0	0	14	0	2	0	0	0	0	0	0	0	0
1079 NO POLL - ABS PRE	10	8	80.0	3	3	0	2	0	0	0	0	0	0	0	0

C O L U M N L E G E N D

A:	D: PRESIDENT AND VICE PRESIDENT A. Marrou / N. Lord	G: PRESIDENT AND VICE PRESIDENT R. Daniels/A. Tupahache	J:
B: PRESIDENT AND VICE PRESIDENT B. Clinton / A. Gore	E: PRESIDENT AND VICE PRESIDENT R. Perot / J. Stockdale	H: PRESIDENT AND VICE PRESIDENT Writein Votes	K:
C: PRESIDENT AND VICE PRESIDENT G. Bush / D. Quayle	F: PRESIDENT AND VICE PRESIDENT H. Phillips/A. Knight	I:	L:

Precinct	Voters	Trnout	Pct	A	B	C	D	E	F	G	H	I	J	K	L
1080 NO POLL - ABS PRE	131	108	82.4	23	70	0	15	0	0	0	0	0	0	0	0
1081 NO POLL - ABS PRE	104	94	90.4	25	49	0	20	0	0	0	0	0	0	0	0
1082 NO POLL - ABS PRE	59	56	94.9	10	39	0	5	0	1	0	0	0	0	0	0
1083 NO POLL - ABS PRE	0	0	0.0	0	0	0	0	0	0	0	0	0	0	0	0
1084 NO POLL - ABS PRE	0	0	0.0	0	0	0	0	0	0	0	0	0	0	0	0
1085 NO POLL - ABS PRE	9	9	100.0	6	2	0	1	0	0	0	0	0	0	0	0
1086 NO POLL - ABS PRE	4	1	25.0	0	1	0	0	0	0	0	0	0	0	0	0
1087 NO POLL - ABS PRE	6	6	100.0	5	0	0	1	0	0	0	0	0	0	0	0
01 AV LEM PRESB CHURCH	0	133	0.0	51	57	1	23	0	0	0	0	0	0	0	0
02 AV LEM ELEM SCH LIBR	0	95	0.0	30	48	0	17	0	0	0	0	0	0	0	0
03 AV 1ST BAPTIST CHURCH	0	139	0.0	48	58	0	32	0	0	0	0	0	0	0	0
04 AV CENTRAL UN SC (BR)	0	24	0.0	7	10	0	7	0	0	0	0	0	0	0	0
05 AV AKERS SCHOOL	0	80	0.0	22	28	0	28	0	0	0	0	0	0	0	0
06 AV STRATFORD FIRE STA	0	24	0.0	8	8	0	6	0	0	0	0	0	0	0	0
16 AV CORCORAN COUNCIL	0	271	0.0	196	44	0	18	0	0	0	0	0	0	0	0
17 AV 1ST UNI METHDST CH	0	131	0.0	72	39	0	16	0	0	0	0	0	0	0	0
18 AV KATE BOSWELL SEN	0	364	0.0	268	52	1	33	0	0	0	0	0	0	0	0
19 AV CORCORAN IRR DIST	0	134	0.0	97	17	0	14	0	0	0	0	0	0	0	0
20 AV AVENAL JUST COURT	0	67	0.0	37	21	0	7	0	0	0	0	0	0	0	0
21 AV AVENAL HIGH SC AUD	0	29	0.0	16	9	0	4	0	0	0	0	0	0	0	0
22 AV KETTLEMAN SCH LIB	0	4	0.0	1	3	0	0	0	0	0	0	0	0	0	0
26 AV HANFORD HI PRES CT	0	137	0.0	46	74	0	16	0	0	0	0	0	0	0	0
27 AV ST JAMES LUTHRN CH	0	123	0.0	32	74	1	15	0	0	0	0	0	0	0	0
28 AV 1ST BAPT FEL HALL	0	208	0.0	73	99	1	32	0	0	0	0	0	0	0	0
29 AV MONROE SCH CAFTRIA	0	162	0.0	50	84	0	27	0	0	0	0	0	0	0	0
30 AV K/R-HARDWICK SCHL	0	41	0.0	12	22	1	6	0	0	0	0	0	0	0	0
31 AV PIONEER SCH LIBR	0	54	0.0	10	37	1	6	0	0	0	0	0	0	0	0
32 AV MEADOW LN SCH LIBR	0	221	0.0	67	109	0	43	0	0	0	0	0	0	0	0
33 AV ISLAND FIRE STATN	0	57	0.0	23	25	0	8	0	0	0	0	0	0	0	0
34 AV CHRIST EPISCOPAL	0	46	0.0	17	25	0	3	0	0	0	0	0	0	0	0
40 AV NW AG BLDG MULT RM	0	176	0.0	65	91	0	15	0	0	1	0	0	0	0	0
41 AV ROOSEVELT SCHOOL	0	167	0.0	101	30	0	29	0	0	0	0	0	0	0	0
42 AV HOWARD BREWSTER RE	0	19	0.0	6	6	0	6	0	0	0	0	0	0	0	0
43 AV CNTY ROAD SUP OFFI	0	77	0.0	40	17	0	16	0	0	0	0	0	0	0	0
44 AV LA HERMOSA ASSEM	0	68	0.0	47	13	0	3	0	0	0	0	0	0	0	0
45 AV ENVIRON HEALTH CON	0	28	0.0	7	13	2	5	0	0	0	0	0	0	0	0
46 AV WILLIAM ROBINSON	0	34	0.0	18	8	1	7	0	0	0	0	0	0	0	0
47 AV ARMONA FIRE STATN	0	113	0.0	31	61	0	17	2	0	0	0	0	0	0	0
48 AV ARMONA SENIOR CNTR	0	34	0.0	14	15	0	5	0	0	0	0	0	0	0	0
62 AV EPISCOPAL CHURCH	0	62	0.0	45	13	0	4	0	0	0	0	0	0	0	0

C O L U M N L E G E N D

A:	D: PRESIDENT AND VICE PRESIDENT A. Marrou / N. Lord	G: PRESIDENT AND VICE PRESIDENT R. Daniels/A. Tupahache	J:
B: PRESIDENT AND VICE PRESIDENT B. Clinton / A. Gore	E: PRESIDENT AND VICE PRESIDENT R. Perot / J. Stockdale	H: PRESIDENT AND VICE PRESIDENT Writein Votes	K:
C: PRESIDENT AND VICE PRESIDENT G. Bush / D. Quayle	F: PRESIDENT AND VICE PRESIDENT H. Phillips/A. Knight	I:	L:

Precinct	Voters	Trnout	Pct	A	B	C	D	E	F	G	H	I	J	K	L
63 AV HANFORD CIVIC AUD	0	77	0.0	26	37	0	0	12	0	0	0	0	0	0	2
64 AV SACRED HEART HOSP	0	133	0.0	63	55	0	0	14	0	0	0	0	0	0	0
65 AV FRATERNAL HALL	0	72	0.0	25	31	0	0	14	0	0	0	0	0	0	0
66 AV GLAD TIDINGS CHRCH	0	159	0.0	59	69	1	0	22	0	0	0	0	0	0	0
67 AV RIVERBEND COMM CTR	0	47	0.0	14	23	0	0	10	0	0	0	0	0	0	0
68 AV KIT CARSON FIRE ST	0	111	0.0	34	53	0	0	20	0	0	0	0	0	0	0
69 AV GOLDEN WEST PANCK	0	26	0.0	6	16	0	0	4	0	0	0	0	0	0	0
70 AV KINGS CHRIST CHRCH	0	27	0.0	14	11	0	0	1	0	0	0	0	0	0	0
71 AV HOMEGARDEN COM DIS	0	62	0.0	49	6	0	0	3	0	0	0	0	0	0	0
72 AV LAKESIDE SCHOOL	0	35	0.0	6	20	0	0	7	1	0	0	0	0	0	0
73 AV BURRIS PARK FIRE	0	55	0.0	18	32	0	0	4	0	0	0	0	0	0	0
==> Precinct Totals	36691	22200	60.5	8111	9110	48	4320	27	7	28					
==> Absentee Totals	0	4126	0.0	1871	1563	10	579	3	1	9					
==> Total Votes	36691	26326	71.8	9982	10673	58	4899	30	8	37					

----- COLUMN LEGEND -----

- A: D: PRESIDENT AND VICE PRESIDENT A. Marrou / N. Lord G: PRESIDENT AND VICE PRESIDENT R. Daniels/A. Tupahache J: PRESIDENT AND VICE PRESIDENT R. Daniels/A. Tupahache
- B: PRESIDENT AND VICE PRESIDENT B. Clinton / A. Gore E: PRESIDENT AND VICE PRESIDENT R. Perot / J. Stockdale H: PRESIDENT AND VICE PRESIDENT Writein Votes K: PRESIDENT AND VICE PRESIDENT Writein Votes
- C: PRESIDENT AND VICE PRESIDENT G. Bush / D. Quayle F: PRESIDENT AND VICE PRESIDENT H. Phillips/A. Knight I: PRESIDENT AND VICE PRESIDENT Writein Votes L: PRESIDENT AND VICE PRESIDENT Writein Votes

RECAP	Voters	Trnout	Pct	A	B	C	D	E	F	G	H	I	J	K	L
20TH CONGRESSIONAL DIST	36691	26326	71.8	9982	10673	58	4899	30	8	37					
16TH SENATE	36691	26326	71.8	9982	10673	58	4899	30	8	37					
30TH ASSEMBLY DISTRICT	36691	26326	71.8	9982	10673	58	4899	30	8	37					
SUPERVISOR DISTRICT 1	5904	3701	62.7	1251	1544	5	814	1	0	7					
ABSENTEE DISTRICT 1	0	495	0.0	166	209	1	113	0	0	1					
TOTAL DISTRICT 1	5904	4196	71.1	1417	1753	6	927	1	0	8					
SUPERVISOR DISTRICT 2	5746	2891	50.3	1260	1063	8	444	8	1	2					
ABSENTEE DISTRICT 2	0	1000	0.0	687	185	1	92	0	0	1					
TOTAL DISTRICT 2	5746	3891	67.7	1947	1248	9	536	8	1	3					
SUPERVISOR DISTRICT 3	9132	6154	67.4	1849	2910	12	1249	5	3	4					
ABSENTEE DISTRICT 3	0	1049	0.0	330	549	4	156	0	0	2					
TOTAL DISTRICT 3	9132	7203	78.9	2179	3459	16	1405	5	3	6					
SUPERVISOR DISTRICT 4	7362	4228	57.4	1804	1469	11	821	6	0	6					
ABSENTEE DISTRICT 4	0	716	0.0	329	254	3	103	2	1	3					
TOTAL DISTRICT 4	7362	4944	67.2	2133	1723	14	924	8	1	9					
SUPERVISOR DISTRICT 5	8547	5226	61.1	1947	2124	12	992	7	3	9					
ABSENTEE DISTRICT 5	0	866	0.0	359	366	1	115	1	0	2					
TOTAL DISTRICT 5	8547	6092	71.3	2306	2490	13	1107	8	3	11					
CITY OF AVENAL	1380	820	59.4	380	259	1	142	7	0	0					
ABSENTEE VOTERS AVENAL	0	96	0.0	53	30	0	11	0	0	0					
TOTAL CITY OF AVENAL	1380	916	66.4	433	289	1	153	7	0	0					
CITY OF CORCORAN	3319	1568	47.2	630	653	5	230	1	0	1					
ABSENTEE VOTER CORCORAN	0	766	0.0	536	135	1	67	0	0	1					
TOTAL CITY OF CORCORAN	3319	2334	70.3	1166	788	6	297	1	0	2					
CITY OF HANFORD	15241	9409	61.7	3568	3807	19	1763	14	4	11					
ABSENTEE VOTER HANFORD	0	1640	0.0	678	693	3	225	0	1	7					
TOTAL CITY OF HANFORD	15241	11049	72.5	4246	4500	22	1988	14	5	18					
CITY OF LEMOORE	5466	3358	61.4	1081	1438	5	742	1	0	7					
ABSENTEE VOTER LEMOORE	0	588	0.0	196	272	1	115	0	0	0					
TOTAL CITY OF LEMOORE	5466	3946	72.2	1277	1710	6	857	1	0	7					

C O L U M N L E G E N D

A:	D: PRESIDENT AND VICE PRESIDENT A. Marrou / N. Lord	E: PRESIDENT AND VICE PRESIDENT R. Perot / J. Stockdale	F: PRESIDENT AND VICE PRESIDENT H. Phillips/A. Knight	G: PRESIDENT AND VICE PRESIDENT R. Daniels/A. Tupahache	H: PRESIDENT AND VICE PRESIDENT Writein Votes	I:	J:
B: PRESIDENT AND VICE PRESIDENT B. Clinton / A. Gore							
C: PRESIDENT AND VICE PRESIDENT G. Bush / D. Quayle							

R E C A P	Voters	Trnout	Pct	A	B	C	D	E	F	G	H	I	J	K	L
UNINCORPORATED	11285	7045	62.4												
ABSENTEE VOTER UNINCORP	0	1036	0.0	2452	2953	18	1443	4	3	9					
TOTAL UNINCORPORATED	11285	8081	71.6	408	433	5	161	3	0	1					
				2860	3386	23	1604	7	3	10					
COUNTY PRECINCT TOTAL	36691	22200	60.5	8111	9110	48	4320	27	7	28					
COUNTY ABSENTEE TOTAL	0	4126	0.0	1871	1563	10	579	3	1	9					
** COUNTY TOTALS	36691	26326	71.8	9982	10673	58	4899	30	8	37					

C O L U M N L E G E N D

A:	D: PRESIDENT AND VICE PRESIDENT A. Marrou / N. Lord	G: PRESIDENT AND VICE PRESIDENT R. Daniels/A. Tupahache	J:
B: PRESIDENT AND VICE PRESIDENT B. Clinton / A. Gore	E: PRESIDENT AND VICE PRESIDENT R. Perot / J. Stockdale	H: PRESIDENT AND VICE PRESIDENT Writein Votes	K:
C: PRESIDENT AND VICE PRESIDENT G. Bush / D. Quayle	F: PRESIDENT AND VICE PRESIDENT H. Phillips/A. Knight	I:	L:

Precinct	Voters	Trnout	Pct	A	B	C	D	E	F	G	H	I	J	K	L
01 LEMOORE PRESB CHRUCH	1446	821	56.8		51	252	9	38	428	2		269	479	2	
02 LEM ELEM SCH LIBRARY	887	588	66.3		15	175	6	20	343	0		226	320	2	
03 FIRST BAPTIST CHURCH	1306	907	69.4		21	218	15	26	586	0		362	482	6	
04 CENTRAL UN SCH (BR)	573	347	60.6		6	133	2	19	162	0		98	223	1	
05 AKERS SCHOOL	885	471	53.2		22	135	5	17	268	2		180	267	2	
06 STRATFORD FIRE STA	312	201	64.4		9	62	4	3	108	1		73	117	1	
16 CORCORAN COUNCIL	1227	547	44.6		28	198	5	18	257	2		175	307	1	
17 1ST UNI METHODIST CH	841	539	64.1		15	147	8	18	315	3		173	315	1	
18 KATE BOSWELL SEN CTR	1251	482	38.5		23	161	10	12	240	0		137	301	1	
19 CORCORAN IRR DIST	797	342	42.9		32	148	2	12	110	2		57	229	1	
20 AVENAL JUST COURT	900	517	57.4		28	216	8	31	193	1		121	350	2	
21 AVENAL HIGH SCH AUD	480	303	63.1		11	91	6	9	165	1		109	163	2	
22 KETTLEMAN SCH LIB	190	109	57.4		13	42	0	1	42	0		28	71	1	
26 HANFORD HI PRES CTR	1145	766	66.9		25	197	7	19	486	1		316	413	2	
27 ST JAMES LUTHRN CH	1273	933	73.3		20	241	10	25	564	0		396	464	1	
28 1ST BAPTIST HALL	1621	1121	69.2		31	282	8	27	711	0		461	576	3	
29 MONROE SCH CAFETERIA	1009	672	66.6		22	157	8	27	405	3		270	343	1	
30 K/R-HARDWICK SCHOOL	425	314	73.9		5	64	2	6	215	0		130	170	0	
31 PIONEER SCH LIBRARY	485	346	71.3		4	80	6	11	225	0		140	190	2	
32 MEADOW LN SCH LIBRARY	1789	1008	56.3		33	267	23	44	581	0		400	513	1	
33 ISLAND FIRE STATION	610	425	69.7		11	93	0	13	271	0		155	242	3	
34 CHRIST EPISCOPAL CH	378	233	61.6		9	63	6	8	129	2		71	147	3	
40 NEW AG BLDG MULTI RM	1259	829	65.8		35	228	13	23	476	1		299	452	0	
41 ROOSEVELT SCHOOL	1447	737	50.9		56	266	11	26	322	1		224	462	0	
42 HOWARD BREWSTER RESID	303	162	53.5		18	52	3	6	72	0		44	91	2	
43 CNTY ROAD SUP OFFICE	898	491	54.7		34	191	4	21	204	2		120	309	2	
44 LA HERMOSA ASSEM GOD	771	301	39.0		31	167	2	6	65	0		40	214	0	
45 ENVIRON HEALTH CONF	215	144	67.0		5	49	1	6	74	0		58	76	2	
46 WILLIAM ROBINSON RES	194	93	47.9		7	44	2	1	37	0		19	65	3	
47 ARMONA FIRE STATION	1009	630	62.4		16	156	7	36	370	2		232	358	1	
48 ARMONA SENIOR CENTER	773	498	64.4		32	171	5	31	233	1		153	309	3	
62 EPISCOPAL CHURCH SAV	674	352	52.2		32	157	5	22	115	0		68	241	1	
63 HANFORD CIVIC AUD WST	973	598	61.5		30	186	8	21	316	2		198	338	0	
64 SACRED HEART HOSP CON	1069	616	57.6		29	216	9	28	296	2		186	365	2	
65 FRATERNAL HALL	949	595	62.7		32	193	6	33	298	2		177	364	1	
66 GLAD TIDINGS CHURCH	1666	1072	64.3		37	287	10	41	620	0		392	547	2	
67 RIVERBEND COMM CENTER	313	218	69.6		9	44	1	6	144	0		108	91	0	
68 KIT CARSON FIRE STATN	852	535	62.8		26	145	5	17	319	1		171	342	0	
69 GOLDEN WEST PANCAKE	218	108	49.5		10	47	0	3	37	0		19	77	1	

C O L U M N L E G E N D

A:	D: UNITED STATES SENATOR (FULL TERM) J. R. Genis	G: UNITED STATES SENATOR (FULL TERM) Writein Votes	J: UNITED STATES REPRESENTATIVE C. Dooley
B: UNITED STATES SENATOR (FULL TERM) G. Torres	E: UNITED STATES SENATOR (FULL TERM) J. Mc Cready	H:	K: UNITED STATES REPRESENTATIVE Writein Votes
C: UNITED STATES SENATOR (FULL TERM) B. Boxer	F: UNITED STATES SENATOR (FULL TERM) B. Herschensohn	I: UNITED STATES REPRESENTATIVE E. Hunt	L:



Precinct	Voters	Trnout	Pct	A	B	C	D	E	F	G	H	I	J	K	L
70 KINGS CHRISTIAN CHURCH	410	267	65.1	18	73	6	12	140	1			82	161	0	
71 HOMEGARDEN COM DIST	462	181	39.2	12	100	5	7	33	1			23	139	0	
72 LAKESIDE SCHOOL	322	217	67.4	6	27	4	8	158	1			92	110	0	
73 BURRIS PARK FIRE STN	297	181	60.9	1	31	0	5	137	0			85	86	0	
1007 NO POLL - ABS PRE	10	4	40.0	1	0	0	0	3	0			0	4	0	
1008 NO POLL - ABS PRE	178	110	61.8	2	45	0	7	55	0			50	59	0	
1009 NO POLL - ABS PRE	5	5	100.0	0	1	0	0	4	0			3	1	0	
1010 NO POLL - ABS PRE	123	100	81.3	4	27	0	4	62	0			31	63	0	
1011 NO POLL - ABS PRE	0	0	0.0	0	0	0	0	0	0			0	0	0	
1012 NO POLL - ABS PRE	0	0	0.0	0	0	0	0	0	0			0	0	0	
1013 NO POLL - ABS PRE	38	34	89.5	1	11	0	3	17	0			7	26	0	
1014 NO POLL - ABS PRE	136	110	80.9	4	23	1	4	75	1			49	56	0	
1015 NO POLL - ABS PRE	5	3	60.0	0	3	0	0	0	0			0	3	0	
1023 NO POLL - ABS PRE	16	11	68.8	0	0	0	0	10	0			3	8	0	
1024 NO POLL - ABS PRE	16	13	81.3	0	2	0	0	8	0			3	10	0	
1025 NO POLL - ABS PRE	28	28	100.0	0	11	0	0	17	0			13	15	0	
1035 NO POLL - ABS PRE	57	50	87.7	1	9	1	3	35	0			19	28	0	
1036 NO POLL - ABS PRE	46	38	82.6	0	8	0	1	27	0			16	21	0	
1037 NO POLL - ABS PRE	1	1	100.0	0	0	0	0	1	0			0	1	0	
1038 NO POLL - ABS PRE	102	87	85.3	0	29	1	1	48	2			38	41	0	
1039 NO POLL - ABS PRE	132	104	78.8	3	25	1	2	66	0			35	65	0	
1049 NO POLL - ABS PRE	3	3	100.0	0	3	0	0	0	0			0	1	0	
1050 NO POLL - ABS PRE	46	35	76.1	0	10	2	0	21	0			12	22	0	
1051 NO POLL - ABS PRE	65	43	66.2	0	10	0	6	20	1			12	29	0	
1052 NO POLL - ABS PRE	108	86	79.6	2	11	3	2	60	0			42	44	0	
1053 NO POLL - ABS PRE	23	19	82.6	0	9	0	0	10	0			6	13	0	
1054 NO POLL - ABS PRE	30	25	83.3	1	9	0	0	15	0			11	14	0	
1055 NO POLL - ABS PRE	0	0	0.0	0	0	0	0	0	0			0	0	0	
1056 NO POLL - ABS PRE	26	18	69.2	4	6	0	0	7	0			7	9	0	
1057 NO POLL - ABS PRE	10	7	70.0	1	2	1	0	3	0			1	6	0	
1058 NO POLL - ABS PRE	1	1	100.0	0	0	0	0	0	0			1	0	0	
1059 NO POLL - ABS PRE	120	56	46.7	5	26	1	2	20	1			11	43	0	
1060 NO POLL - ABS PRE	4	2	50.0	0	1	0	0	1	0			1	1	0	
1061 NO POLL - ABS PRE	48	39	81.3	0	16	0	1	21	0			14	23	0	
1074 NO POLL - ABS PRE	22	17	77.3	0	1	0	1	13	0			12	4	0	
1075 NO POLL - ABS PRE	14	14	100.0	0	2	0	1	11	0			11	3	0	
1076 NO POLL - ABS PRE	7	5	71.4	0	0	0	0	5	0			4	1	0	
1077 NO POLL - ABS PRE	23	16	69.6	2	4	0	0	9	0			1	14	0	
1078 NO POLL - ABS PRE	21	17	81.0	0	0	0	3	13	0			8	8	0	
1079 NO POLL - ABS PRE	10	8	80.0	0	0	0	0	8	0			5	3	0	

C O L U M N L E G E N D

A:	D: UNITED STATES SENATOR (FULL TERM) J. R. Genis	G: UNITED STATES SENATOR (FULL TERM) Writein Votes	J: UNITED STATES REPRESENTATIVE C. Dooley
B: UNITED STATES SENATOR (FULL TERM) G. Torres	E: UNITED STATES SENATOR (FULL TERM) J. Mc Cready	H:	K: UNITED STATES REPRESENTATIVE Writein Votes
C: UNITED STATES SENATOR (FULL TERM) B. Boxer	F: UNITED STATES SENATOR (FULL TERM) B. Herschensohn	I: UNITED STATES REPRESENTATIVE E. Hunt	L:

Precinct	Voters	Trnout	Pct	A	B	C	D	E	F	G	H	I	J	K	L
1080 NO POLL - ABS PRE	131	108	82.4		2	19	0	6	75	0		35	68	0	
1081 NO POLL - ABS PRE	104	94	90.4	1	1	28	1	1	61	0		50	41	0	
1082 NO POLL - ABS PRE	59	56	94.9	2	2	6	0	2	43	0		21	32	1	
1083 NO POLL - ABS PRE	0	0	0.0	0	0	0	0	0	0	0		0	0	0	
1084 NO POLL - ABS PRE	0	0	0.0	0	0	0	0	0	0	0		0	0	0	
1085 NO POLL - ABS PRE	9	9	100.0	2	2	5	0	0	0	0		1	8	0	
1086 NO POLL - ABS PRE	4	1	25.0	0	0	0	0	0	1	0		1	0	0	
1087 NO POLL - ABS PRE	6	6	100.0	0	0	3	0	0	2	0		2	4	0	
01 AV LEM PRESB CHURCH	0	133	0.0	5	45	4	4	4	73	0		48	75	0	
02 AV LEM ELEM SCH LIBR	0	95	0.0	3	28	1	1	1	57	1		38	53	0	
03 AV 1ST BAPTIST CHURCH	0	139	0.0	3	34	7	3	3	84	0		62	69	0	
04 AV CENTRAL UN SC (BR)	0	24	0.0	0	7	0	0	3	13	0		7	17	0	
05 AV AKERS SCHOOL	0	80	0.0	6	17	0	0	5	40	2		35	34	2	
06 AV STRATFORD FIRE STA	0	24	0.0	1	7	0	0	0	16	0		4	19	0	
16 AV CORCORAN COUNCIL	0	271	0.0	36	170	0	0	2	53	0		22	236	0	
17 AV 1ST UNI METHDST CH	0	131	0.0	12	57	1	1	2	49	1		36	93	0	
18 AV KATE BOSWELL SEN	0	364	0.0	64	228	2	3	3	42	1		27	311	1	
19 AV CORCORAN IRR DIST	0	134	0.0	20	75	0	0	5	21	0		13	109	1	
20 AV AVENAL JUST COURT	0	67	0.0	2	29	1	1	1	22	0		14	37	0	
21 AV AVENAL HIGH SC AUD	0	29	0.0	3	9	0	0	0	15	1		9	19	0	
22 AV KETTLEMAN SCH LIB	0	4	0.0	0	0	0	0	1	3	0		1	3	0	
26 AV HANFORD HI PRES CT	0	137	0.0	1	51	1	1	2	79	0		57	75	0	
27 AV ST JAMES LUTHRN CH	0	123	0.0	4	31	1	1	1	77	0		60	60	0	
28 AV 1ST BAPT FEL HALL	0	208	0.0	10	49	0	0	5	139	0		97	99	1	
29 AV MONROE SCH CAFTRIA	0	162	0.0	2	37	5	0	0	113	0		71	84	1	
30 AV K/R-HARDWICK SCHL	0	41	0.0	2	13	0	0	1	23	0		14	26	1	
31 AV PIONEER SCH LIBR	0	54	0.0	1	6	4	4	1	40	0		33	16	0	
32 AV MEADOW LN SCH LIBR	0	221	0.0	8	62	3	3	5	128	1		86	126	0	
33 AV ISLAND FIRE STATN	0	57	0.0	0	12	0	0	1	36	0		24	33	0	
34 AV CHRIST EPISCOPAL	0	46	0.0	1	9	0	0	0	33	0		12	32	0	
40 AV NW AG BLDG MULT RM	0	176	0.0	4	45	4	4	3	113	1		84	84	0	
41 AV ROOSEVELT SCHOOL	0	167	0.0	13	80	2	7	7	53	0		31	122	0	
42 AV HOWARD BREWSTER RE	0	19	0.0	0	6	0	0	1	10	0		7	11	0	
43 AV CNTY ROAD SUP OFFI	0	77	0.0	5	37	1	1	4	23	0		17	57	1	
44 AV LA HERMOSA ASSEM	0	68	0.0	5	47	0	0	0	11	0		8	54	0	
45 AV ENVIRON HEALTH CON	0	28	0.0	1	7	1	1	0	19	0		10	18	0	
46 AV WILLIAM ROBINSON	0	34	0.0	3	15	0	0	0	15	1		12	22	0	
47 AV ARMONA FIRE STATN	0	113	0.0	2	24	1	1	3	75	0		47	64	0	
48 AV ARMONA SENIOR CNTR	0	34	0.0	2	15	0	0	2	15	0		17	16	0	
62 AV EPISCOPAL CHURCH	0	62	0.0	4	38	2	2	0	15	1		12	48	0	

C O L U M N L E G E N D

A:	D: UNITED STATES SENATOR (FULL TERM) J. R. Genis	G: UNITED STATES SENATOR (FULL TERM) Writein Votes	J: UNITED STATES REPRESENTATIVE C. Dooley
B: UNITED STATES SENATOR (FULL TERM) G. Torres	E: UNITED STATES SENATOR (FULL TERM) J. Mc Cready	H:	K: UNITED STATES REPRESENTATIVE Writein Votes
C: UNITED STATES SENATOR (FULL TERM) B. Boxer	F: UNITED STATES SENATOR (FULL TERM) B. Herschensohn	I: UNITED STATES REPRESENTATIVE E. Hunt	L:

Precinct	Voters	Trnout	Pct	A	B	C	D	E	F	G	H	I	J	K	L
63 AV HANFORD CIVIC AUD	0	77	0.0	1	19	0	0	2	48	1		34	37	0	
64 AV SACRED HEART HOSP	0	133	0.0	3	54	0	0	1	67	2		49	80	0	
65 AV FRATERNAL HALL	0	72	0.0	4	17	0	0	2	42	0		24	42	0	
66 AV GLAD TIDINGS CHRCH	0	159	0.0	5	45	3	4	4	95	0		67	82	0	
67 AV RIVERBEND COMM CTR	0	47	0.0	2	8	1	3	3	30	0		20	24	0	
68 AV KIT CARSON FIRE ST	0	111	0.0	0	29	0	3	3	74	0		49	61	0	
69 AV GOLDEN WEST PANCK	0	26	0.0	0	5	1	1	0	20	0		13	12	0	
70 AV KINGS CHRIST CHRCH	0	27	0.0	1	12	0	0	0	10	0		7	18	0	
71 AV HOMEGARDEN COM DIS	0	62	0.0	7	36	0	0	1	9	0		11	40	0	
72 AV LAKESIDE SCHOOL	0	35	0.0	1	7	0	0	0	23	0		16	17	0	
73 AV BURRIS PARK FIRE	0	55	0.0	1	12	0	0	0	36	1		22	30	0	
==> Precinct Totals	36691	22200	60.5	948	6617	269	813	12120	43	7673	12671	60			
==> Absentee Totals	0	4126	0.0	248	1534	46	82	1959	14	1327	2565	8			
==> Total Votes	36691	26326	71.8	1196	8151	315	895	14079	57	9000	15236	68			

C O L U M N L E G E N D

A:	D: UNITED STATES SENATOR (FULL TERM) J. R. Genis	G: UNITED STATES SENATOR (FULL TERM) Writein Votes	J: UNITED STATES REPRESENTATIVE C. Dooley
B: UNITED STATES SENATOR (FULL TERM) G. Torres	E: UNITED STATES SENATOR (FULL TERM) J. Mc Cready	H:	K: UNITED STATES REPRESENTATIVE Writein Votes
C: UNITED STATES SENATOR (FULL TERM) B. Boxer	F: UNITED STATES SENATOR (FULL TERM) B. Herschensohn	I: UNITED STATES REPRESENTATIVE E. Hunt	L:

R E C A P	Voters	Trnout	Pct	A	B	C	D	E	F	G	H	I	J	K	L
20TH CONGRESSIONAL DIST	36691	26326	71.8	1196	8151	315	895	14079	57	9000	15236	68			
16TH SENATE	36691	26326	71.8	1196	8151	315	895	14079	57	9000	15236	68			
30TH ASSEMBLY DISTRICT	36691	26326	71.8	1196	8151	315	895	14079	57	9000	15236	68			
SUPERVISOR DISTRICT 1	5904	3701	62.7	136	1085	42	141	2111	6	1348	2100	14			
ABSENTEE DISTRICT 1	0	495	0.0	18	138	12	16	283	3	194	267	2			
TOTAL DISTRICT 1	5904	4196	71.1	154	1223	54	157	2394	9	1542	2367	16			
SUPERVISOR DISTRICT 2	5746	2891	50.3	150	1016	39	101	1357	9	819	1769	9			
ABSENTEE DISTRICT 2	0	1000	0.0	137	568	4	14	205	3	122	808	2			
TOTAL DISTRICT 2	5746	3891	67.7	287	1584	43	115	1562	12	941	2577	11			
SUPERVISOR DISTRICT 3	9132	6154	67.4	166	1521	73	189	3807	9	2468	3246	17			
ABSENTEE DISTRICT 3	0	1049	0.0	29	270	14	16	668	1	454	551	3			
TOTAL DISTRICT 3	9132	7203	78.9	195	1791	87	205	4475	10	2922	3797	20			
SUPERVISOR DISTRICT 4	7362	4228	57.4	249	1432	55	167	2034	9	1308	2549	13			
ABSENTEE DISTRICT 4	0	716	0.0	35	276	9	20	334	2	233	448	1			
TOTAL DISTRICT 4	7362	4944	67.2	284	1708	64	187	2368	11	1541	2997	14			
SUPERVISOR DISTRICT 5	8547	5226	61.1	247	1563	60	215	2811	10	1730	3007	7			
ABSENTEE DISTRICT 5	0	866	0.0	29	282	7	16	469	5	324	491	0			
TOTAL DISTRICT 5	8547	6092	71.3	276	1845	67	231	3280	15	2054	3498	7			
CITY OF AVENAL	1380	820	59.4	39	307	14	40	358	2	230	513	4			
ABSENTEE VOTERS AVENAL	0	96	0.0	5	38	1	1	37	1	23	56	0			
TOTAL CITY OF AVENAL	1380	916	66.4	44	345	15	41	395	3	253	569	4			
CITY OF CORCORAN	3319	1568	47.2	66	506	23	48	812	5	485	923	3			
ABSENTEE VOTER CORCORAN	0	766	0.0	112	455	3	7	144	2	85	640	1			
TOTAL CITY OF CORCORAN	3319	2334	70.3	178	961	26	55	956	7	570	1563	4			
CITY OF HANFORD	15241	9409	61.7	435	2858	105	328	5064	15	3269	5257	18			
ABSENTEE VOTER HANFORD	0	1640	0.0	61	556	19	32	885	5	618	935	3			
TOTAL CITY OF HANFORD	15241	11049	72.5	496	3414	124	360	5949	20	3887	6192	21			
CITY OF LEMOORE	5466	3358	61.4	121	923	53	131	1955	2	1264	1820	11			
ABSENTEE VOTER LEMOORE	0	588	0.0	19	169	15	13	342	2	234	323	0			
TOTAL CITY OF LEMOORE	5466	3946	72.2	140	1092	68	144	2297	4	1498	2143	11			

C O L U M N L E G E N D

A:	D: UNITED STATES SENATOR (FULL TERM) J. R. Genis	G: UNITED STATES SENATOR (FULL TERM) Writein Votes	J: UNITED STATES REPRESENTATIVE C. Dooley
B: UNITED STATES SENATOR (FULL TERM) G. Torres	E: UNITED STATES SENATOR (FULL TERM) J. Mc Cready	H:	K: UNITED STATES REPRESENTATIVE Writein Votes
C: UNITED STATES SENATOR (FULL TERM) B. Boxer	F: UNITED STATES SENATOR (FULL TERM) B. Herschensohn	I: UNITED STATES REPRESENTATIVE E. Hunt	L:

R E C A P	Voters	Trnout	Pct	A	B	C	D	E	F	G	H	I	J	K	L
UNINCORPORATED	11285	7045	62.4		287	2023	74	266	3931	19		2425	4158	24	
ABSENTEE VOTER UNINCORP	0	1036	0.0		51	316	8	29	551	4		367	611	4	
TOTAL UNINCORPORATED	11285	8081	71.6		338	2339	82	295	4482	23		2792	4769	28	
COUNTY PRECINCT TOTAL	36691	22200	60.5		948	6617	269	813	12120	43		7673	12671	60	
COUNTY ABSENTEE TOTAL	0	4126	0.0		248	1534	46	82	1959	14		1327	2565	8	
** COUNTY TOTALS	36691	26326	71.8		1196	8151	315	895	14079	57		9000	15236	68	

----- C O L U M N L E G E N D -----

- A: D: UNITED STATES SENATOR (FULL TERM) J. R. Genis
- B: UNITED STATES SENATOR (FULL TERM) G. Torres
- C: UNITED STATES SENATOR (FULL TERM) B. Boxer
- D: UNITED STATES SENATOR (FULL TERM) J. R. Genis
- E: UNITED STATES SENATOR (FULL TERM) J. Mc Cready
- F: UNITED STATES SENATOR (FULL TERM) B. Herschersohn
- G: UNITED STATES SENATOR (FULL TERM) Writein Votes
- H: H: I: UNITED STATES SENATOR (FULL TERM) E. Hunt
- J: UNITED STATES REPRESENTATIVE C. Dooley
- K: UNITED STATES REPRESENTATIVE Writein Votes
- L: L: I: UNITED STATES REPRESENTATIVE E. Hunt

Precinct	Voters	Trnout	Pct	A	B	C	D	E	F	G	H	I	J	K	L
01 LEMOORE PRESB CHRUCH	1446	821	56.8		35	302	351	12	39	5					
02 LEM ELEM SCH LIBRARY	887	588	66.3		11	212	298	6	16	1					
03 FIRST BAPTIST CHURCH	1306	907	69.4		16	290	498	14	26	1					
04 CENTRAL UN SCH (BR)	573	347	60.6		15	150	134	6	9	0					
05 AKERS SCHOOL	885	471	53.2		33	168	224	4	17	1					
06 STRATFORD FIRE STA	312	201	64.4		9	79	94	0	4	0					
16 CORCORAN COUNCIL	1227	547	44.6		33	196	235	8	13	0					
17 1ST UNI METHODIST CH	841	539	64.1		18	174	269	13	13	2					
18 KATE BOSHELL SEN CTR	1251	482	38.5		24	173	211	9	17	0					
19 CORCORAN IRR DIST	797	342	42.9		18	153	93	7	9	0					
20 AVENAL JUST COURT	900	517	57.4		25	233	171	13	34	0					
21 AVENAL HIGH SCH AUD	480	303	63.1		13	109	145	2	7	1					
22 KETTLEMAN SCH LIB	190	109	57.4		4	54	40	0	0	0					
26 HANFORD HI PRES CTR	1145	766	66.9		11	237	448	12	24	2					
27 ST JAMES LUTHRN CH	1273	933	73.3		26	308	478	15	35	2					
28 1ST BAPTIST HALL	1621	1121	69.2		15	361	602	15	37	1					
29 MONROE SCH CAFETERIA	1009	672	66.6		11	207	340	15	23	2					
30 K/R-HARDWICK SCHOOL	425	314	73.9		5	87	196	2	12	0					
31 PIONEER SCH LIBRARY	485	346	71.3		10	111	198	3	9	0					
32 MEADOW LN SCH LIBRARY	1789	1008	56.3		27	300	528	20	33	2					
33 ISLAND FIRE STATION	610	425	69.7		10	126	243	5	7	0					
34 CHRIST EPISCOPAL CH	378	233	61.6		5	81	120	2	7	1					
40 NEW AG BLDG MULTI RM	1259	829	65.8		20	283	409	13	29	0					
41 ROOSEVELT SCHOOL	1447	737	50.9		42	318	283	16	27	1					
42 HOWARD BREWSTER RESID	303	162	53.5		12	55	58	4	7	0					
43 CNTY ROAD SUP OFFICE	898	491	54.7		16	209	179	11	13	2					
44 LA HERMOSA ASSEM GOD	771	301	39.0		17	168	51	7	9	0					
45 ENVIRON HEALTH CONF	215	144	67.0		3	61	65	0	8	1					
46 WILLIAM ROBINSON RES	194	93	47.9		5	55	23	1	4	0					
47 ARMONA FIRE STATION	1009	630	62.4		27	187	317	15	29	1					
48 ARMONA SENIOR CENTER	773	498	64.4		25	196	208	7	25	0					
62 EPISCOPAL CHURCH SAV	674	352	52.2		21	187	89	9	6	0					
63 HANFORD CIVIC AUD WST	973	598	61.5		24	222	249	11	22	0					
64 SACRED HEART HOSP CON	1069	616	57.6		29	257	227	18	19	3					
65 FRATERNAL HALL	949	595	62.7		31	238	238	12	27	2					
66 GLAD TIDINGS CHURCH	1666	1072	64.3		33	359	502	13	31	0					
67 RIVERBEND COMM CENTER	313	218	69.6		4	48	136	3	8	0					
68 KIT CARSON FIRE STAIN	852	535	62.8		16	184	286	8	12	1					
69 GOLDEN WEST PANCAKE	218	108	49.5		2	59	30	2	3	1					

C O L U M N L E G E N D

A:	UNITED STATES SENATOR (SHORT TERM) J. Seymour	D:	UNITED STATES SENATOR (SHORT TERM) J. Seymour	G:	UNITED STATES SENATOR (SHORT TERM) Writein Votes	J:	
B:	UNITED STATES SENATOR (SHORT TERM) G. Horne	E:	UNITED STATES SENATOR (SHORT TERM) R. B. Boddie	H:		K:	
C:	UNITED STATES SENATOR (SHORT TERM) D. Feinstein	F:	UNITED STATES SENATOR (SHORT TERM) P. Meeuwenberg	I:		L:	

Precinct	Voters	Turnout	Pct	A	B	C	D	E	F	G	H	I	J	K	L
70 KINGS CHRISTIAN CHRCH	410	267	65.1		7	109	111	5	8	0					
71 HOMEGARDEN COM DIST	462	181	39.2		15	115	28	4	6	1					
72 LAKESIDE SCHOOL	322	217	67.4		5	44	138	5	9	0					
73 BURRIS PARK FIRE STN	297	181	60.9		3	37	127	1	2	0					
1007 NO POLL - ABS PRE	10	4	40.0		1	0	3	0	0	0					
1008 NO POLL - ABS PRE	178	110	61.8		3	48	50	1	5	0					
1009 NO POLL - ABS PRE	5	5	100.0		0	1	3	1	0	0					
1010 NO POLL - ABS PRE	123	100	81.3		5	35	50	3	3	0					
1011 NO POLL - ABS PRE	0	0	0.0		0	0	0	0	0	0					
1012 NO POLL - ABS PRE	0	0	0.0		0	0	0	0	0	0					
1013 NO POLL - ABS PRE	38	34	89.5		2	16	12	0	0	0					
1014 NO POLL - ABS PRE	136	110	80.9		3	28	69	1	4	0					
1015 NO POLL - ABS PRE	5	3	60.0		0	3	0	0	0	0					
1023 NO POLL - ABS PRE	16	11	68.8		0	0	9	0	0	0					
1024 NO POLL - ABS PRE	16	13	81.3		1	4	7	0	1	0					
1025 NO POLL - ABS PRE	28	28	100.0		0	11	16	0	1	0					
1035 NO POLL - ABS PRE	57	50	87.7		3	12	27	0	5	0					
1036 NO POLL - ABS PRE	46	38	82.6		1	5	26	0	4	0					
1037 NO POLL - ABS PRE	1	1	100.0		0	1	0	0	0	0					
1038 NO POLL - ABS PRE	102	87	85.3		2	29	45	0	2	0					
1039 NO POLL - ABS PRE	132	104	78.8		3	34	56	0	4	0					
1049 NO POLL - ABS PRE	3	3	100.0		0	2	0	0	0	0					
1050 NO POLL - ABS PRE	46	35	76.1		3	13	14	0	2	0					
1051 NO POLL - ABS PRE	65	43	66.2		3	18	11	1	4	0					
1052 NO POLL - ABS PRE	108	86	79.6		2	19	60	0	2	0					
1053 NO POLL - ABS PRE	23	19	82.6		0	10	9	0	0	0					
1054 NO POLL - ABS PRE	30	25	83.3		0	11	14	0	0	0					
1055 NO POLL - ABS PRE	0	0	0.0		0	0	0	0	0	0					
1056 NO POLL - ABS PRE	26	18	69.2		1	7	6	2	1	0					
1057 NO POLL - ABS PRE	10	7	70.0		0	5	2	0	0	0					
1058 NO POLL - ABS PRE	1	1	100.0		0	0	1	0	0	0					
1059 NO POLL - ABS PRE	120	56	46.7		0	31	18	0	4	1					
1060 NO POLL - ABS PRE	4	2	50.0		0	1	1	0	0	0					
1061 NO POLL - ABS PRE	48	39	81.3		0	14	20	0	0	0					
1074 NO POLL - ABS PRE	22	17	77.3		0	2	14	0	0	0					
1075 NO POLL - ABS PRE	14	14	100.0		0	3	11	0	0	0					
1076 NO POLL - ABS PRE	7	5	71.4		0	0	5	0	0	0					
1077 NO POLL - ABS PRE	23	16	69.6		0	6	9	0	0	0					
1078 NO POLL - ABS PRE	21	17	81.0		0	0	13	0	3	0					
1079 NO POLL - ABS PRE	10	8	80.0		0	3	5	0	0	0					

C O L U M N L E G E N D

A:	D: UNITED STATES SENATOR (SHORT TERM) J. Seymour	G: UNITED STATES SENATOR (SHORT TERM) Writein Votes	J:
B: UNITED STATES SENATOR (SHORT TERM) G. Horne	E: UNITED STATES SENATOR (SHORT TERM) R. B. Boddie	H:	K:
C: UNITED STATES SENATOR (SHORT TERM) D. Feinstein	F: UNITED STATES SENATOR (SHORT TERM) P. Meeuwenberg	I:	L:

Precinct	Voters	Trnout	Pct	A	B	C	D	E	F	G	H	I	J	K	L
1080 NO POLL - ABS PRE	131	108	82.4		4	22	69	0	5	0					
1081 NO POLL - ABS PRE	104	94	90.4		2	32	48	3	2	0					
1082 NO POLL - ABS PRE	59	56	94.9		1	8	42	0	2	0					
1083 NO POLL - ABS PRE	0	0	0.0		0	0	0	0	0	0					
1084 NO POLL - ABS PRE	0	0	0.0		0	0	0	0	0	0					
1085 NO POLL - ABS PRE	9	9	100.0		0	6	2	0	1	0					
1086 NO POLL - ABS PRE	4	1	25.0		0	0	1	0	0	0					
1087 NO POLL - ABS PRE	6	6	100.0		1	4	1	0	0	0					
01 AV LEM PRESB CHURCH	0	133	0.0		5	53	62	3	1	0					
02 AV LEM ELEM SCH LIBR	0	95	0.0		5	30	52	2	1	0					
03 AV 1ST BAPTIST CHURCH	0	139	0.0		0	48	70	6	4	1					
04 AV CENTRAL UN SC (BR)	0	24	0.0		3	7	11	1	1	0					
05 AV AKERS SCHOOL	0	80	0.0		4	24	35	0	5	1					
06 AV STRATFORD FIRE STA	0	24	0.0		0	12	7	1	3	0					
16 AV CORCORAN COUNCIL	0	271	0.0		18	176	56	4	3	0					
17 AV 1ST UNI METHDST CH	0	131	0.0		5	68	49	0	2	0					
18 AV KATE BOSWELL SEN	0	364	0.0		21	259	57	1	2	2					
19 AV CORCORAN IRR DIST	0	134	0.0		6	84	18	2	4	0					
20 AV AVENAL JUST COURT	0	67	0.0		1	31	21	0	1	0					
21 AV AVENAL HIGH SC AUD	0	29	0.0		0	13	13	0	0	0					
22 AV KETTLEMAN SCH LIB	0	4	0.0		1	1	2	0	0	0					
26 AV HANFORD HI PRES CT	0	137	0.0		4	54	68	1	3	0					
27 AV ST JAMES LUTHRN CH	0	123	0.0		1	40	74	1	2	0					
28 AV 1ST BAPT FEL HALL	0	208	0.0		3	75	113	2	5	0					
29 AV MONROE SCH CAFTRIA	0	162	0.0		3	47	96	2	4	0					
30 AV K/R-HARDWICK SCHL	0	41	0.0		0	15	22	0	0	0					
31 AV PIONEER SCH LIBR	0	54	0.0		1	8	40	1	0	0					
32 AV MEADOW LN SCH LIBR	0	221	0.0		5	91	104	3	5	0					
33 AV ISLAND FIRE STATN	0	57	0.0		3	25	24	1	4	0					
34 AV CHRIST EPISCOPAL	0	46	0.0		1	13	30	0	0	0					
40 AV NW AG BLDG MULT RM	0	176	0.0		5	55	101	5	6	0					
41 AV ROOSEVELT SCHOOL	0	167	0.0		5	104	34	0	7	0					
42 AV HOWARD BREWSTER RE	0	19	0.0		0	9	6	1	1	0					
43 AV CNTY ROAD SUP OFFI	0	77	0.0		1	49	19	1	5	0					
44 AV LA HERMOSA ASSEM	0	68	0.0		4	44	12	0	0	0					
45 AV ENVIRON HEALTH CON	0	28	0.0		1	15	12	0	0	0					
46 AV WILLIAM ROBINSON	0	34	0.0		3	16	9	1	4	0					
47 AV ARMONA FIRE STATN	0	113	0.0		2	29	67	4	6	1					
48 AV ARMONA SENIOR CNTR	0	34	0.0		2	15	15	0	2	0					
62 AV EPISCOPAL CHURCH	0	62	0.0		1	44	11	0	2	0					

C O L U M N L E G E N D

A:	UNITED STATES SENATOR (SHORT TERM) J. Seymour	D:	UNITED STATES SENATOR (SHORT TERM) J. Seymour	G:	UNITED STATES SENATOR (SHORT TERM) Writein Votes	J:	
B:	UNITED STATES SENATOR (SHORT TERM) G. Horne	E:	UNITED STATES SENATOR (SHORT TERM) R. B. Boddie	H:		K:	
C:	UNITED STATES SENATOR (SHORT TERM) D. Feinstein	F:	UNITED STATES SENATOR (SHORT TERM) P. Meeuwenberg	I:		L:	



Precinct	Voters	Trnout	Pct	A	B	C	D	E	F	G	H	I	J	K	L
63 AV HANFORD CIVIC AUD	0	77	0.0		1	28	41	1	0	0					
64 AV SACRED HEART HOSP	0	133	0.0		1	64	55	0	5	0					
65 AV FRATERNAL HALL	0	72	0.0		1	28	33	2	0	0					
66 AV GLAD TIDINGS CHRCH	0	159	0.0		2	50	85	2	7	0					
67 AV RIVERBEND COMM CTR	0	47	0.0		2	15	26	0	2	0					
68 AV KIT CARSON FIRE ST	0	111	0.0		2	33	64	1	3	0					
69 AV GOLDEN WEST PANCK	0	26	0.0		0	7	14	1	4	0					
70 AV KINGS CHRIST CHRCH	0	27	0.0		0	17	6	0	1	0					
71 AV HOMEGARDEN COM DIS	0	62	0.0		6	37	5	0	3	0					
72 AV LAKESIDE SCHOOL	0	35	0.0		0	10	22	0	0	0					
73 AV BURRIS PARK FIRE	0	55	0.0		0	16	35	0	0	0					
==> Precinct Totals	36691	22200	60.5		772	7946	10419	360	752	35					
==> Absentee Totals	0	4126	0.0		129	1859	1696	50	108	5					
==> Total Votes	36691	26326	71.8		901	9805	12115	410	860	40					

C O L U M N L E G E N D

A:	D: UNITED STATES SENATOR (SHORT TERM) J. Seymour	G: UNITED STATES SENATOR (SHORT TERM) Writein Votes	J:
B: UNITED STATES SENATOR (SHORT TERM) G. Horne	E: UNITED STATES SENATOR (SHORT TERM) R. B. Boddie	H:	K:
C: UNITED STATES SENATOR (SHORT TERM) D. Feinstein	F: UNITED STATES SENATOR (SHORT TERM) P. Meeuwenberg	I:	L:

R E C A P	Voters	Trnout	Pct	A	B	C	D	E	F	G	H	I	J	K	L
20TH CONGRESSIONAL DIST	36691	26326	71.8		901	9805	12115	410	860	40					
16TH SENATE	36691	26326	71.8		901	9805	12115	410	860	40					
30TH ASSEMBLY DISTRICT	36691	26326	71.8		901	9805	12115	410	860	40					
SUPERVISOR DISTRICT 1	5904	3701	62.7		133	1332	1786	48	125	8					
ABSENTEE DISTRICT 1	0	495	0.0		17	174	237	13	15	2					
TOTAL DISTRICT 1	5904	4196	71.1		150	1506	2023	61	140	10					
SUPERVISOR DISTRICT 2	5746	2891	50.3		136	1107	1196	52	95	3					
ABSENTEE DISTRICT 2	0	1000	0.0		52	632	216	7	12	2					
TOTAL DISTRICT 2	5746	3891	67.7		188	1739	1412	59	107	5					
SUPERVISOR DISTRICT 3	9132	6154	67.4		130	1907	3349	89	204	10					
ABSENTEE DISTRICT 3	0	1049	0.0		21	368	571	11	23	0					
TOTAL DISTRICT 3	9132	7203	78.9		151	2275	3920	100	227	10					
SUPERVISOR DISTRICT 4	7362	4228	57.4		176	1669	1751	77	165	6					
ABSENTEE DISTRICT 4	0	716	0.0		23	336	275	12	31	1					
TOTAL DISTRICT 4	7362	4944	67.2		199	2005	2026	89	196	7					
SUPERVISOR DISTRICT 5	8547	5226	61.1		197	1931	2337	94	163	8					
ABSENTEE DISTRICT 5	0	866	0.0		16	349	397	7	27	0					
TOTAL DISTRICT 5	8547	6092	71.3		213	2280	2734	101	190	8					
CITY OF AVENAL	1380	820	59.4		38	342	316	15	41	1					
ABSENTEE VOTERS AVENAL	0	96	0.0		1	44	34	0	1	0					
TOTAL CITY OF AVENAL	1380	916	66.4		39	386	350	15	42	1					
CITY OF CORCORAN	3319	1568	47.2		75	543	715	30	43	2					
ABSENTEE VOTER CORCORAN	0	766	0.0		44	503	162	5	7	2					
TOTAL CITY OF CORCORAN	3319	2334	70.3		119	1046	877	35	50	4					
CITY OF HANFORD	15241	9409	61.7		311	3455	4250	174	313	15					
ABSENTEE VOTER HANFORD	0	1640	0.0		32	691	748	18	47	0					
TOTAL CITY OF HANFORD	15241	11049	72.5		343	4146	4998	192	360	15					
CITY OF LEMOORE	5466	3358	61.4		91	1120	1687	52	116	9					
ABSENTEE VOTER LEMOORE	0	588	0.0		15	222	288	14	11	1					
TOTAL CITY OF LEMOORE	5466	3946	72.2		106	1342	1975	66	127	10					

C O L U M N L E G E N D

A:	D: UNITED STATES SENATOR (SHORT TERM) J. Seymour	G: UNITED STATES SENATOR (SHORT TERM) Write-in Votes	J:
B: UNITED STATES SENATOR (SHORT TERM) G. Horne	E: UNITED STATES SENATOR (SHORT TERM) R. B. Boddie	H:	K:
C: UNITED STATES SENATOR (SHORT TERM) D. Feinstein	F: UNITED STATES SENATOR (SHORT TERM) P. Meeuënberg	I:	L:

R E C A P	Voters	Trnout	Pct	A	B	C	D	E	F	G	H	I	J	K	L
UNINCORPORATED	11285	7045	62.4		257	2486	3451	89	239	8					
ABSENTEE VOTER UNINCORP	0	1036	0.0		37	399	464	13	42	2					
TOTAL UNINCORPORATED	11285	8081	71.6		294	2885	3915	102	281	10					
COUNTY PRECINCT TOTAL	36691	22200	60.5		772	7946	10419	360	752	35					
COUNTY ABSENTEE TOTAL	0	4126	0.0		129	1859	1696	50	108	5					
** COUNTY TOTALS	36691	26326	71.8		901	9805	12115	410	860	40					

----- C O L U M N L E G E N D -----

A:	D: UNITED STATES SENATOR (SHORT TERM) J. Seymour	G: UNITED STATES SENATOR (SHORT TERM) Writein Votes	J:
B: UNITED STATES SENATOR (SHORT TERM) G. Horne	E: UNITED STATES SENATOR (SHORT TERM) R. B. Boddie	H:	K:
C: UNITED STATES SENATOR (SHORT TERM) D. Feinstein	F: UNITED STATES SENATOR (SHORT TERM) P. Meeuwenberg	I:	L:

Precinct	Voters	Trnout	Pct	A	B	C	D	E	F	G	H	I	J	K	L
01 LEMOORE PRESB CHRUCH	1446	821	56.8		277	467	4								
02 LEM ELEM SCH LIBRARY	887	588	66.3		220	328	1								
03 FIRST BAPTIST CHURCH	1306	907	69.4		372	484	0								
04 CENTRAL UN SCH (BR)	573	347	60.6		90	232	2								
05 AKERS SCHOOL	885	471	53.2		228	211	4								
06 STRATFORD FIRE STA	312	201	64.4		56	135	1								
16 CORCORAN COUNCIL	1227	547	44.6		164	325	1								
17 1ST UNI METHODIST CH	841	539	64.1		173	318	1								
18 KATE BOSWELL SEN CTR	1251	482	38.5		135	302	3								
19 CORCORAN IRR DIST	797	342	42.9		68	229	0								
20 AVENAL JUST COURT	900	517	57.4		119	358	2								
21 AVENAL HIGH SCH AUD	480	303	63.1		93	181	2								
22 KETTLEMAN SCH LIB	190	109	57.4		25	75	1								
26 HANFORD HI PRES CTR	1145	766	66.9		321	409	1								
27 ST JAMES LUTHRN CH	1273	933	73.3		406	449	4								
28 1ST BAPTIST HALL	1621	1121	69.2		469	566	0								
29 MONROE SCH CAFETERIA	1009	672	66.6		267	343	1								
30 K/R-HARDWICK SCHOOL	425	314	73.9		130	179	1								
31 PIONEER SCHL LIBRARY	485	346	71.3		142	189	1								
32 MEADOW LN SCH LIBRARY	1789	1008	56.3		387	517	3								
33 ISLAND FIRE STATION	610	425	69.7		159	239	2								
34 CHRIST EPISCOPAL CH	378	233	61.6		74	146	0								
40 NEW AG BLDG MULTI RM	1259	829	65.8		315	434	0								
41 ROOSEVELT SCHOOL	1447	737	50.9		238	453	2								
42 HOWARD BREWSTER RESID	303	162	53.5		43	92	0								
43 CNTY ROAD SUP OFFICE	898	491	54.7		138	297	2								
44 LA HERMOSA ASSEM GOD	771	301	39.0		42	214	0								
45 ENVIRON HEALTH CONF	215	144	67.0		63	77	0								
46 WILLIAM ROBINSON RES	194	93	47.9		27	63	0								
47 ARMONA FIRE STATION	1009	630	62.4		270	318	0								
48 ARMONA SENIOR CENTER	773	498	64.4		179	283	3								
62 EPISCOPAL CHURCH SAV	674	352	52.2		72	240	3								
63 HANFORD CIVIC AUD WST	973	598	61.5		208	325	3								
64 SACRED HEART HOSP CON	1069	616	57.6		197	356	4								
65 FRATERNAL HALL	949	595	62.7		186	362	1								
66 GLAD TIDINGS CHURCH	1666	1072	64.3		422	524	1								
67 RIVERBEND COMM CENTER	313	218	69.6		92	104	0								
68 KIT CARSON FIRE STATN	852	535	62.8		201	313	3								
69 GOLDEN WEST PANCAKE	218	108	49.5		20	74	2								

C O L U M N L E G E N D

A:	D: MEMBER OF THE STATE ASSEMBLY	G:	J:
B: MEMBER OF THE STATE ASSEMBLY G. G. Hurt	E: Writein Votes	H:	K:
C: MEMBER OF THE STATE ASSEMBLY J. Costa	F:	I:	L:

Precinct	Voters	Trnout	Pct	A	B	C	D	E	F	G	H	I	J	K	L
70 KINGS CHRISTIAN CHRCH	410	267	65.1		88	156	0								
71 HOMEGARDEN COM DIST	462	181	39.2		21	144	1								
72 LAKESIDE SCHOOL	322	217	67.4		101	104	0								
73 BURRIS PARK FIRE STN	297	181	60.9		76	98	0								
1007 NO POLL - ABS PRE	10	4	40.0		0	3	0								
1008 NO POLL - ABS PRE	178	110	61.8		50	59	0								
1009 NO POLL - ABS PRE	5	5	100.0		0	4	0								
1010 NO POLL - ABS PRE	123	100	81.3		33	62	2								
1011 NO POLL - ABS PRE	0	0	0.0		0	0	0								
1012 NO POLL - ABS PRE	0	0	0.0		0	0	0								
1013 NO POLL - ABS PRE	38	34	89.5		7	25	1								
1014 NO POLL - ABS PRE	136	110	80.9		54	53	0								
1015 NO POLL - ABS PRE	5	3	60.0		0	3	0								
1023 NO POLL - ABS PRE	16	11	68.8		3	7	0								
1024 NO POLL - ABS PRE	16	13	81.3		2	11	0								
1025 NO POLL - ABS PRE	28	28	100.0		10	17	0								
1035 NO POLL - ABS PRE	57	50	87.7		15	32	0								
1036 NO POLL - ABS PRE	46	38	82.6		18	20	0								
1037 NO POLL - ABS PRE	1	1	100.0		0	1	0								
1038 NO POLL - ABS PRE	102	87	85.3		39	40	0								
1039 NO POLL - ABS PRE	132	104	78.8		39	59	0								
1049 NO POLL - ABS PRE	3	3	100.0		0	2	0								
1050 NO POLL - ABS PRE	46	35	76.1		13	20	1								
1051 NO POLL - ABS PRE	65	43	66.2		11	29	0								
1052 NO POLL - ABS PRE	108	86	79.6		41	42	1								
1053 NO POLL - ABS PRE	23	19	82.6		9	9	0								
1054 NO POLL - ABS PRE	30	25	83.3		12	13	0								
1055 NO POLL - ABS PRE	0	0	0.0		0	0	0								
1056 NO POLL - ABS PRE	26	18	69.2		9	8	0								
1057 NO POLL - ABS PRE	10	7	70.0		1	6	0								
1058 NO POLL - ABS PRE	1	1	100.0		1	0	0								
1059 NO POLL - ABS PRE	120	56	46.7		12	42	0								
1060 NO POLL - ABS PRE	4	2	50.0		1	1	0								
1061 NO POLL - ABS PRE	48	39	81.3		12	22	1								
1074 NO POLL - ABS PRE	22	17	77.3		12	4	0								
1075 NO POLL - ABS PRE	14	14	100.0		11	3	0								
1076 NO POLL - ABS PRE	7	5	71.4		2	3	0								
1077 NO POLL - ABS PRE	23	16	69.6		2	12	0								
1078 NO POLL - ABS PRE	21	17	81.0		12	3	0								
1079 NO POLL - ABS PRE	10	8	80.0		2	6	0								

----- COLUMN LEGEND -----

A: D: MEMBER OF THE STATE ASSEMBLY Writein Votes  
 B: MEMBER OF THE STATE ASSEMBLY G. G. Hurt  
 C: MEMBER OF THE STATE ASSEMBLY J. Costa  
 J:  
 K:  
 L:

Precinct	Voters	Trnout	Pct	A	B	C	D	E	F	G	H	I	J	K	L
1080 NO POLL - ABS PRE	131	108	82.4		49	55	1								
1081 NO POLL - ABS PRE	104	94	90.4		49	41	0								
1082 NO POLL - ABS PRE	59	56	94.9		30	22	1								
1083 NO POLL - ABS PRE	0	0	0.0		0	0	0								
1084 NO POLL - ABS PRE	0	0	0.0		0	0	0								
1085 NO POLL - ABS PRE	9	9	100.0		2	7	0								
1086 NO POLL - ABS PRE	4	1	25.0		0	1	0								
1087 NO POLL - ABS PRE	6	6	100.0		1	5	0								
01 AV LEM PRESB CHURCH	0	133	0.0		52	69	0								
02 AV LEM ELEM SCH LIBR	0	95	0.0		34	58	0								
03 AV 1ST BAPTIST CHURCH	0	139	0.0		64	64	1								
04 AV CENTRAL UN SC (BR)	0	24	0.0		8	16	0								
05 AV AKERS SCHOOL	0	80	0.0		41	28	1								
06 AV STRATFORD FIRE STA	0	24	0.0		5	19	0								
16 AV CORCORAN COUNCIL	0	271	0.0		24	237	0								
17 AV 1ST UNI METHDST CH	0	131	0.0		35	91	0								
18 AV KATE BOSWELL SEN	0	364	0.0		20	324	0								
19 AV CORCORAN IRR DIST	0	134	0.0		17	103	3								
20 AV AVENAL JUST COURT	0	67	0.0		16	30	1								
21 AV AVENAL HIGH SC AUD	0	29	0.0		8	20	0								
22 AV KETTLEMAN SCH LIB	0	4	0.0		2	2	0								
26 AV HANFORD HI PRES CT	0	137	0.0		63	70	0								
27 AV ST JAMES LUTHRN CH	0	123	0.0		62	58	0								
28 AV 1ST BAPT FEL HALL	0	208	0.0		107	89	2								
29 AV MONROE SCH CAFTRIA	0	162	0.0		73	82	0								
30 AV K/R-HARDWICK SCHL	0	41	0.0		14	26	0								
31 AV PIONEER SCH LIBR	0	54	0.0		34	15	0								
32 AV MEADOW LN SCH LIBR	0	221	0.0		91	120	1								
33 AV ISLAND FIRE STATION	0	57	0.0		22	34	0								
34 AV CHRIST EPISCOPAL	0	46	0.0		14	31	0								
40 AV NW AG BLDG MULT RM	0	176	0.0		80	88	0								
41 AV ROOSEVELT SCHOOL	0	167	0.0		33	119	1								
42 AV HOWARD BREWSTER RE	0	19	0.0		9	9	0								
43 AV CNTY ROAD SUP OFFI	0	77	0.0		16	59	0								
44 AV LA HERMOSA ASSEM	0	68	0.0		3	60	0								
45 AV ENVIRON HEALTH CON	0	28	0.0		14	13	0								
46 AV WILLIAM ROBINSON	0	34	0.0		9	23	0								
47 AV ARMONA FIRE STATION	0	113	0.0		57	51	0								
48 AV ARMONA SENIOR CNTR	0	34	0.0		18	15	0								
62 AV EPISCOPAL CHURCH	0	62	0.0		12	43	1								

C O L U M N L E G E N D

A:	D: MEMBER OF THE STATE ASSEMBLY	G:	J:
B: MEMBER OF THE STATE ASSEMBLY	E:	H:	K:
G. G. Hurt	F:	I:	L:
C: MEMBER OF THE STATE ASSEMBLY			
J. Costa			

Precinct	Voters	Trnout	Pct	A	B	C	D	E	F	G	H	I	J	K	L
63 AV HANFORD CIVIC AUD	0	77	0.0		39	33	1								
64 AV SACRED HEART HOSP	0	133	0.0		49	78	1								
65 AV FRATERNAL HALL	0	72	0.0		24	45	0								
66 AV GLAD TIDINGS CHRCH	0	159	0.0		68	79	0								
67 AV RIVERBEND COMM CTR	0	47	0.0		18	26	0								
68 AV KIT CARSON FIRE ST	0	111	0.0		51	58	0								
69 AV GOLDEN WEST PANCK	0	26	0.0		11	15	0								
70 AV KINGS CHRIST CHRCH	0	27	0.0		5	20	0								
71 AV HOMEGARDEN COM DIS	0	62	0.0		0	51	0								
72 AV LAKESIDE SCHOOL	0	35	0.0		15	18	0								
73 AV BURRIS PARK FIRE	0	55	0.0		19	32	0								
==> Precinct Totals	36691	22200	60.5		7938	12465	68								
==> Absentee Totals	0	4126	0.0		1356	2521	13								
==> Total Votes	36691	26326	71.8		9294	14986	81								

----- COLUMN LEGEND -----

A: D: MEMBER OF THE STATE ASSEMBLY Writein Votes  
 B: MEMBER OF THE STATE ASSEMBLY G. G. Hurt  
 C: MEMBER OF THE STATE ASSEMBLY J. Costa  
 E: H:  
 F: I:  
 J: K:  
 L:





R E C A P	Voters	Trnout	Pct	A	B	C	D	E	F	G	H	I	J	K	L
UNINCORPORATED	11285	7045	62.4		2585	4023	27								
ABSENTEE VOTER UNINCORP	0	1036	0.0		374	596	4								
TOTAL UNINCORPORATED	11285	8081	71.6		2959	4619	31								
COUNTY PRECINCT TOTAL	36691	22200	60.5		7938	12465	68								
COUNTY ABSENTEE TOTAL	0	4126	0.0		1356	2521	13								
** COUNTY TOTALS	36691	26326	71.8		9294	14986	81								

----- COLUMN LEGEND -----

A:	D: MEMBER OF THE STATE ASSEMBLY	E:	F:	G:	H:	I:	J:
B: MEMBER OF THE STATE ASSEMBLY	G. G. Hurt	K:	L:	Writain Votes			
C: MEMBER OF THE STATE ASSEMBLY	J. Costa						

Precinct	Voters	Trnout	Pct	A	B	C	D	E	F	G	H	I	J	K	L
01 LEMOORE PRESB CHRUCH	1446	821	56.8		546	238	2								
02 LEM ELEM SCH LIBRARY	887	588	66.3		390	173	4								
03 FIRST BAPTIST CHURCH	1306	907	69.4		631	238	2								
04 CENTRAL UN SCH (BR)	573	347	60.6		236	91	1								
05 AKERS SCHOOL	885	471	53.2		257	158	7								
06 STRATFORD FIRE STA	312	201	64.4		129	67	0								
16 CORCORAN COUNCIL	1227	547	44.6		269	239	3								
17 1ST UNI METHODIST CH	841	539	64.1		276	225	3								
18 KATE BOSWELL SEN CTR	1251	482	38.5		239	208	6								
19 CORCORAN IRR DIST	797	342	42.9		159	140	3								
20 AVENAL JUST COURT	900	517	57.4		280	207	3								
21 AVENAL HIGH SCH AUD	480	303	63.1		176	108	2								
22 KETTLEMAN SCH LIB	190	109	57.4		69	30	3								
26 HANFORD HI PRES CTR	1145	766	66.9		380	334	6								
27 ST JAMES LUTHRN CH	1273	933	73.3		498	396	6								
28 1ST BAPTIST HALL	1621	1121	69.2		618	453	6								
29 MONROE SCH CAFETERIA	1009	672	66.6		291	340	4								
30 K/R-HARDWICK SCHOOL	425	314	73.9		177	119	1								
31 PIONEER SCH LIBRARY	485	346	71.3		212	122	1								
32 MEADOW LN SCH LIBRARY	1789	1008	56.3		600	364	5								
33 ISLAND FIRE STATION	610	425	69.7		286	119	0								
34 CHRIST EPISCOPAL CH	378	233	61.6		151	60	2								
40 NEW AG BLDG MULTI RM	1259	829	65.8		450	348	6								
41 ROOSEVELT SCHOOL	1447	737	50.9		350	349	2								
42 HOWARD BREWSTER RESID	303	162	53.5		74	78	0								
43 CNTY ROAD SUP OFFICE	898	491	54.7		215	230	4								
44 LA HERMOSA ASSEM GOD	771	301	39.0		123	132	4								
45 ENVIRON HEALTH CONF	215	144	67.0		63	69	1								
46 WILLIAM ROBINSON RES	194	93	47.9		36	53	0								
47 ARMONA FIRE STATION	1009	630	62.4		335	266	1								
48 ARMONA SENIOR CENTER	773	498	64.4		264	206	4								
62 EPISCOPAL CHURCH SAV	674	352	52.2		170	157	1								
63 HANFORD CIVIC AUD WST	973	598	61.5		301	262	2								
64 SACRED HEART HOSP CON	1069	616	57.6		326	262	0								
65 FRATERNAL HALL	949	595	62.7		322	244	3								
66 GLAD TIDINGS CHURCH	1666	1072	64.3		529	481	3								
67 RIVERBEND COMM CENTER	313	218	69.6		108	91	1								
68 KIT CARSON FIRE STATN	852	535	62.8		270	243	0								
69 GOLDEN WEST PANCAKE	218	108	49.5		45	58	0								

C O L U M N L E G E N D

A:	D: JUDICIAL SUPERIOR COURT JUDGE Writein Votes	G:	J:
B: JUDICIAL SUPERIOR COURT JUDGE L. C. Atkinson	E:	H:	K:
C: JUDICIAL SUPERIOR COURT JUDGE J. L. Rynda	F:	I:	L:

Precinct	Voters	Trnout	Pct	A	B	C	D	E	F	G	H	I	J	K	L
70 KINGS CHRISTIAN CHRCH	410	267	65.1		128	124	0								
71 HOMEGARDEN COM DIST	462	181	39.2		107	53	2								
72 LAKESIDE SCHOOL	322	217	67.4		124	71	1								
73 BURRIS PARK FIRE STN	297	181	60.9		110	63	1								
1007 NO POLL - ABS PRE	10	4	40.0		3	1	0								
1008 NO POLL - ABS PRE	178	110	61.8		82	26	0								
1009 NO POLL - ABS PRE	5	5	100.0		4	1	0								
1010 NO POLL - ABS PRE	123	100	81.3		73	24	0								
1011 NO POLL - ABS PRE	0	0	0.0		0	0	0								
1012 NO POLL - ABS PRE	0	0	0.0		0	0	0								
1013 NO POLL - ABS PRE	38	34	89.5		23	10	0								
1014 NO POLL - ABS PRE	136	110	80.9		90	15	1								
1015 NO POLL - ABS PRE	5	3	60.0		3	0	0								
1023 NO POLL - ABS PRE	16	11	68.8		12	1	0								
1024 NO POLL - ABS PRE	16	13	81.3		7	3	0								
1025 NO POLL - ABS PRE	28	28	100.0		19	7	0								
1035 NO POLL - ABS PRE	57	50	87.7		34	14	0								
1036 NO POLL - ABS PRE	46	38	82.6		19	18	0								
1037 NO POLL - ABS PRE	1	1	100.0		4	0	0								
1038 NO POLL - ABS PRE	102	87	85.3		41	40	0								
1039 NO POLL - ABS PRE	132	104	78.8		70	26	0								
1049 NO POLL - ABS PRE	3	3	100.0		2	1	0								
1050 NO POLL - ABS PRE	46	35	76.1		20	12	0								
1051 NO POLL - ABS PRE	65	43	66.2		27	11	0								
1052 NO POLL - ABS PRE	108	86	79.6		57	26	0								
1053 NO POLL - ABS PRE	23	19	82.6		12	7	0								
1054 NO POLL - ABS PRE	30	25	83.3		12	13	0								
1055 NO POLL - ABS PRE	0	0	0.0		0	0	0								
1056 NO POLL - ABS PRE	26	18	69.2		7	8	0								
1057 NO POLL - ABS PRE	10	7	70.0		4	3	0								
1058 NO POLL - ABS PRE	1	1	100.0		1	0	0								
1059 NO POLL - ABS PRE	120	56	46.7		28	26	0								
1060 NO POLL - ABS PRE	4	2	50.0		0	2	0								
1061 NO POLL - ABS PRE	48	39	81.3		34	3	0								
1074 NO POLL - ABS PRE	22	17	77.3		12	3	0								
1075 NO POLL - ABS PRE	14	14	100.0		11	3	0								
1076 NO POLL - ABS PRE	7	5	71.4		5	3	0								
1077 NO POLL - ABS PRE	23	16	69.6		8	6	0								
1078 NO POLL - ABS PRE	21	17	81.0		10	6	0								
1079 NO POLL - ABS PRE	10	8	80.0		1	7	0								

----- COLUMN LEGEND -----

A: JUDICIAL SUPERIOR COURT JUDGE  
 L. C. Atkinson

B: JUDICIAL SUPERIOR COURT JUDGE  
 J. L. Rynda

C: JUDICIAL SUPERIOR COURT JUDGE  
 J. L. Rynda

D: JUDICIAL SUPERIOR COURT JUDGE  
 Writein Votes

E: H: I: J: K: L:

Precinct	Voters	Trnout	Pct	A	B	C	D	E	F	G	H	I	J	K	L
1080 NO POLL - ABS PRE	131	108	82.4		65	38	0								
1081 NO POLL - ABS PRE	104	94	90.4		40	47	1								
1082 NO POLL - ABS PRE	59	56	94.9		32	19	0								
1083 NO POLL - ABS PRE	0	0	0.0		0	0	0								
1084 NO POLL - ABS PRE	0	0	0.0		0	0	0								
1085 NO POLL - ABS PRE	9	9	100.0		3	4	1								
1086 NO POLL - ABS PRE	4	1	25.0		1	0	0								
1087 NO POLL - ABS PRE	6	6	100.0		1	5	0								
01 AV LEM PRESB CHURCH	0	133	0.0		90	37	0								
02 AV LEM ELEM SCH LIBR	0	95	0.0		66	26	0								
03 AV 1ST BAPTIST CHURCH	0	139	0.0		101	32	1								
04 AV CENTRAL UN SC (BR)	0	24	0.0		22	4	0								
05 AV AKERS SCHOOL	0	80	0.0		37	20	1								
06 AV STRATFORD FIRE STA	0	24	0.0		17	6	0								
16 AV CORCORAN COUNCIL	0	271	0.0		106	144	2								
17 AV 1ST UNI METHDST CH	0	131	0.0		60	63	0								
18 AV KATE BOSWELL SEN	0	364	0.0		177	150	1								
19 AV CORCORAN IRR DIST	0	134	0.0		48	72	2								
20 AV AVENAL JUST COURT	0	67	0.0		25	21	0								
21 AV AVENAL HIGH SC AUD	0	29	0.0		16	11	0								
22 AV KETTLEMAN SCH LIB	0	4	0.0		3	1	0								
26 AV HANFORD HI PRES CT	0	137	0.0		84	45	1								
27 AV ST JAMES LUTHRN CH	0	123	0.0		80	38	0								
28 AV 1ST BAPT FEL HALL	0	208	0.0		115	88	0								
29 AV MONROE SCH CAFTRIA	0	162	0.0		89	63	0								
30 AV K/R-HARDWICK SCHL	0	41	0.0		27	13	0								
31 AV PIONEER SCH LIBR	0	54	0.0		39	13	0								
32 AV MEADOW LN SCH LIBR	0	221	0.0		151	57	0								
33 AV ISLAND FIRE STATN	0	57	0.0		39	17	0								
34 AV CHRIST EPISCOPAL	0	46	0.0		29	14	0								
40 AV NW AG BLDG MULT RM	0	176	0.0		95	74	0								
41 AV ROOSEVELT SCHOOL	0	167	0.0		80	76	2								
42 AV HOWARD BREWSTER RE	0	19	0.0		8	11	0								
43 AV CNTY ROAD SUP OFFI	0	77	0.0		34	38	1								
44 AV LA HERMOSA ASSEM	0	68	0.0		36	28	0								
45 AV ENVIRON HEALTH CON	0	28	0.0		13	15	0								
46 AV WILLIAM ROBINSON	0	34	0.0		16	16	0								
47 AV ARMONA FIRE STATN	0	113	0.0		69	37	0								
48 AV ARMONA SENIOR CNTR	0	34	0.0		21	11	0								
62 AV EPISCOPAL CHURCH	0	62	0.0		36	20	1								

C O L U M N L E G E N D

A: JUDICIAL SUPERIOR COURT JUDGE  
 B: JUDICIAL SUPERIOR COURT JUDGE  
 L. C. Atkinson  
 C: JUDICIAL SUPERIOR COURT JUDGE  
 J. L. Rynda  
 D: JUDICIAL SUPERIOR COURT JUDGE  
 Writein Votes  
 E:  
 F:  
 G:  
 H:  
 I:  
 J:  
 K:  
 L:

Precinct	Voters	Trnout	Pct	A	B	C	D	E	F	G	H	I	J	K	L
63 AV HANFORD CIVIC AUD	0	77	0.0		42	28	1								
64 AV SACRED HEART HOSP	0	133	0.0		76	50	0								
65 AV FRATERNAL HALL	0	72	0.0		37	28	1								
66 AV GLAD TIDINGS CHRCH	0	159	0.0		80	69	0								
67 AV RIVERBEND COMM CTR	0	47	0.0		22	16	0								
68 AV KIT CARSON FIRE ST	0	111	0.0		64	42	0								
69 AV GOLDEN WEST PANCK	0	26	0.0		19	5	0								
70 AV KINGS CHRIST CHRCH	0	27	0.0		17	7	0								
71 AV HOMEGARDEN COM DIS	0	62	0.0		43	17	1								
72 AV LAKESIDE SCHOOL	0	35	0.0		22	12	0								
73 AV BURRIS PARK FIRE	0	55	0.0		23	27	2								
==> Precinct Totals	36691	22200	60.5		12194	8705	109								
==> Absentee Totals	0	4126	0.0		2274	1562	17								
==> Total Votes	36691	26326	71.8		14468	10267	126								

C O L U M N L E G E N D

A:	D: JUDICIAL SUPERIOR COURT JUDGE Writein Votes	G:	J:
B: JUDICIAL SUPERIOR COURT JUDGE L. C. Atkinson	E:	H:	K:
C: JUDICIAL SUPERIOR COURT JUDGE J. L. Rynda	F:	I:	L:

R E C A P	Voters	Trnout	Pct	A	B	C	D	E	F	G	H	I	J	K	L
20TH CONGRESSIONAL DIST	36691	26326	71.8	14468	10267	126									
16TH SENATE	36691	26326	71.8	14468	10267	126									
30TH ASSEMBLY DISTRICT	36691	26326	71.8	14468	10267	126									
SUPERVISOR DISTRICT 1	5904	3701	62.7	2467	1042	17									
ABSENTEE DISTRICT 1	0	495	0.0	333	125	2									
TOTAL DISTRICT 1	5904	4196	71.1	2800	1167	19									
SUPERVISOR DISTRICT 2	5746	2891	50.3	1506	1168	23									
ABSENTEE DISTRICT 2	0	1000	0.0	435	462	5									
TOTAL DISTRICT 2	5746	3891	67.7	1941	1630	28									
SUPERVISOR DISTRICT 3	9132	6154	67.4	3410	2424	31									
ABSENTEE DISTRICT 3	0	1049	0.0	653	348	1									
TOTAL DISTRICT 3	9132	7203	78.9	4063	2772	32									
SUPERVISOR DISTRICT 4	7362	4228	57.4	2117	1847	23									
ABSENTEE DISTRICT 4	0	716	0.0	372	306	3									
TOTAL DISTRICT 4	7362	4944	67.2	2489	2153	26									
SUPERVISOR DISTRICT 5	8547	5226	61.1	2694	2224	15									
ABSENTEE DISTRICT 5	0	866	0.0	481	321	6									
TOTAL DISTRICT 5	8547	6092	71.3	3175	2545	21									
CITY OF AVENAL	1380	820	59.4	456	315	5									
ABSENTEE VOTERS AVENAL	0	96	0.0	41	32	0									
TOTAL CITY OF AVENAL	1380	916	66.4	497	347	5									
CITY OF CORCORAN	3319	1568	47.2	784	672	12									
ABSENTEE VOTER CORCORAN	0	766	0.0	343	357	3									
TOTAL CITY OF CORCORAN	3319	2334	70.3	1127	1029	15									
CITY OF HANFORD	15241	9409	61.7	4723	4142	48									
ABSENTEE VOTER HANFORD	0	1640	0.0	892	656	7									
TOTAL CITY OF HANFORD	15241	11049	72.5	5615	4798	55									
CITY OF LEMOORE	5466	3358	61.4	2190	1023	13									
ABSENTEE VOTER LEMOORE	0	588	0.0	408	152	1									
TOTAL CITY OF LEMOORE	5466	3946	72.2	2598	1175	14									

C O L U M N L E G E N D

A:	D: JUDICIAL SUPERIOR COURT JUDGE Writein Votes	G:	J:
B: JUDICIAL SUPERIOR COURT JUDGE L. C. Atkinson	E:	H:	K:
C: JUDICIAL SUPERIOR COURT JUDGE J. L. Rynda	F:	I:	L:

R E C A P	Voters	Trnout	Pct	A	B	C	D	E	F	G	H	I	J	K	L
UNINCORPORATED	11285	7045	62.4		4041	2553	31								
ABSENTEE VOTER UNINCORP	0	1036	0.0		590	365	6								
TOTAL UNINCORPORATED	11285	8081	71.6		4631	2918	37								
COUNTY PRECINCT TOTAL	36691	22200	60.5		12194	8705	109								
COUNTY ABSENTEE TOTAL	0	4126	0.0		2274	1562	17								
** COUNTY TOTALS	36691	26326	71.8		14468	10267	126								

C O L U M N L E G E N D	
A:	D: JUDICIAL SUPERIOR COURT JUDGE
	E: SUPERIOR COURT JUDGE Writein Votes
B: JUDICIAL SUPERIOR COURT JUDGE L. C. Atkinson	F: J: K:
C: JUDICIAL SUPERIOR COURT JUDGE J. L. Rynda	H: I: L:

Precinct	Voters	Trnout	Pct	A	B	C	D	E	F	G	H	I	J	K	L
16 CORCORAN COUNCIL	1227	547	44.6	369	145	1									
17 1ST UNI METHODIST CH	841	539	64.1	434	90	0									
18 KATE BOSWELL SEN CTR	1251	482	38.5	325	137	2									
19 CORCORAN IRR DIST	797	342	42.9	208	115	0									
20 AVENAL JUST COURT	900	517	57.4	227	254	3									
21 AVENAL HIGH SCH AUD	480	303	63.1	148	139	2									
22 KETTLEMAN SCH LIB	190	109	57.4	40	61	0									
1023 NO POLL - ABS PRE	16	11	68.8	6	7	0									
1024 NO POLL - ABS PRE	16	13	81.3	2	8	0									
1025 NO POLL - ABS PRE	28	28	100.0	9	17	0									
16 AV CORCORAN COUNCIL	0	271	0.0	64	195	7									
17 AV 1ST UNI METHDST CH	0	131	0.0	75	51	0									
18 AV KATE BOSWELL SEN	0	364	0.0	76	274	1									
19 AV CORCORAN IRR DIST	0	134	0.0	46	83	0									
20 AV AVENAL JUST COURT	0	67	0.0	24	22	0									
21 AV AVENAL HIGH SC AUD	0	29	0.0	10	16	0									
22 AV KETTLEMAN SCH LIB	0	4	0.0	3	1	0									
==> Precinct Totals	5746	2891	50.3	1768	973	8									
==> Absentee Totals	0	1000	0.0	298	642	8									
==> Total Votes	5746	3891	67.7	2066	1615	16									

----- COLUMN LEGEND -----

A:	D: COUNTY SUPERVISOR 2ND DISTRICT Writein Votes	J:
B: COUNTY SUPERVISOR 2ND DISTRICT J. Hammond	E:	K:
C: COUNTY SUPERVISOR 2ND DISTRICT H. Dickerson	F:	L:
	G:	
	H:	
	I:	



R E C A P	Voters	Trnout	Pct	A	B	C	D	E	F	G	H	I	J	K	L
20TH CONGRESSIONAL DIST	5746	3891	67.7	2066	1615	16									
16TH SENATE	5746	3891	67.7	2066	1615	16									
30TH ASSEMBLY DISTRICT	5746	3891	67.7	2066	1615	16									
SUPERVISOR DISTRICT 1	0	0	0.0	0	0	0									
ABSENTEE DISTRICT 1	0	0	0.0	0	0	0									
TOTAL DISTRICT 1	0	0	0.0	0	0	0									
SUPERVISOR DISTRICT 2	5746	2891	50.3	1768	973	8									
ABSENTEE DISTRICT 2	0	1000	0.0	298	642	8									
TOTAL DISTRICT 2	5746	3891	67.7	2066	1615	16									
SUPERVISOR DISTRICT 3	0	0	0.0	0	0	0									
ABSENTEE DISTRICT 3	0	0	0.0	0	0	0									
TOTAL DISTRICT 3	0	0	0.0	0	0	0									
SUPERVISOR DISTRICT 4	0	0	0.0	0	0	0									
ABSENTEE DISTRICT 4	0	0	0.0	0	0	0									
TOTAL DISTRICT 4	0	0	0.0	0	0	0									
SUPERVISOR DISTRICT 5	0	0	0.0	0	0	0									
ABSENTEE DISTRICT 5	0	0	0.0	0	0	0									
TOTAL DISTRICT 5	0	0	0.0	0	0	0									
CITY OF AVENAL	1380	820	59.4	375	393	5									
ABSENTEE VOTERS AVENAL	0	96	0.0	34	38	0									
TOTAL CITY OF AVENAL	1380	916	66.4	409	431	5									
CITY OF CORCORAN	3319	1568	47.2	1128	372	3									
ABSENTEE VOTER CORCORAN	0	766	0.0	215	520	8									
TOTAL CITY OF CORCORAN	3319	2334	70.3	1343	892	11									
CITY OF HANFORD	0	0	0.0	0	0	0									
ABSENTEE VOTER HANFORD	0	0	0.0	0	0	0									
TOTAL CITY OF HANFORD	0	0	0.0	0	0	0									
CITY OF LEMOORE	0	0	0.0	0	0	0									
ABSENTEE VOTER LEMOORE	0	0	0.0	0	0	0									
TOTAL CITY OF LEMOORE	0	0	0.0	0	0	0									

C O L U M N L E G E N D

A:	D: COUNTY SUPERVISOR 2ND DISTRICT Writein Votes	G:	J:
B: COUNTY SUPERVISOR 2ND DISTRICT J. Hammond	E:	H:	K:
C: COUNTY SUPERVISOR 2ND DISTRICT H. Dickerson	F:	I:	L:

R E C A P	Voters	Trnout	Pct	A	B	C	D	E	F	G	H	I	J	K	L
UNINCORPORATED	1047	503	48.0		265	208	0								
ABSENTEE VOTER UNINCORP	0	138	0.0		49	84	0								
TOTAL UNINCORPORATED	1047	641	61.2		314	292	0								
COUNTY PRECINCT TOTAL	5746	2891	50.3		1768	973	8								
COUNTY ABSENTEE TOTAL	0	1000	0.0		298	642	8								
** COUNTY TOTALS	5746	3891	67.7		2066	1615	16								

----- COLUMN LEGEND -----

A:	D: COUNTY SUPERVISOR 2ND DISTRICT Writein Votes	G:	J:
B: COUNTY SUPERVISOR 2ND DISTRICT J. Hammond	E:	H:	K:
C: COUNTY SUPERVISOR 2ND DISTRICT H. Dickerson	F:	I:	L:

Precinct	Voters	Trnout	Pct	A	B	C	D	E	F	G	H	I	J	K	L
62 EPISCOPAL CHURCH SAV	674	352	52.2		56	40	69	129	2						
63 HANFORD CIVIC AUD WST	973	598	61.5		99	52	151	186	1						
64 SACRED HEART HOSP CON	1069	616	57.6		85	54	129	252	0						
65 FRATERNAL HALL	949	595	62.7		60	50	137	268	1						
66 GLAD TIDINGS CHURCH	1666	1072	64.3		152	72	293	363	1						
67 RIVERBEND COMM CENTER	313	218	69.6		30	14	30	122	1						
68 KIT CARSON FIRE STATN	852	535	62.8		73	37	122	283	2						
69 GOLDEN WEST PANCAKE	218	108	49.5		14	15	9	61	0						
70 KINGS CHRISTIAN CHRCH	410	267	65.1		26	11	70	132	1						
71 HOMEGARDEN COM DIST	462	181	39.2		55	22	45	92	3						
72 LAKESIDE SCHOOL	322	217	67.4		36	12	54	92	0						
73 BURRIS PARK FIRE STN	297	181	60.9		3	6	53	111	1						
1074 NO POLL - ABS PRE	22	17	77.3		2	0	5	8	0						
1075 NO POLL - ABS PRE	14	14	100.0		0	0	5	7	0						
1076 NO POLL - ABS PRE	7	5	71.4		0	0	1	3	0						
1077 NO POLL - ABS PRE	23	16	69.6		2	0	3	8	0						
1078 NO POLL - ABS PRE	21	17	81.0		0	2	2	12	0						
1079 NO POLL - ABS PRE	10	8	80.0		0	0	2	6	0						
1080 NO POLL - ABS PRE	131	108	82.4		5	7	45	44	0						
1086 NO POLL - ABS PRE	104	94	90.4		31	5	26	26	0						
1087 NO POLL - ABS PRE	4	1	25.0		0	0	0	1	0						
1087 NO POLL - ABS PRE	6	6	100.0		1	2	3	0	0						
62 AV EPISCOPAL CHURCH	0	62	0.0		11	6	10	30	0						
63 AV HANFORD CIVIC AUD	0	77	0.0		12	3	25	24	0						
64 AV SACRED HEART HOSP	0	133	0.0		13	5	34	62	1						
65 AV FRATERNAL HALL	0	72	0.0		6	7	24	29	0						
66 AV GLAD TIDINGS CHRCH	0	159	0.0		15	10	45	67	0						
67 AV RIVERBEND COMM CTR	0	47	0.0		10	2	4	27	0						
68 AV KIT CARSON FIRE ST	0	111	0.0		12	11	27	56	0						
69 AV GOLDEN WEST PANCK	0	26	0.0		5	0	7	14	0						
70 AV KINGS CHRIST CHRCH	0	27	0.0		1	1	7	15	0						
71 AV HOMEGARDEN COM DIS	0	62	0.0		20	8	12	8	2						
72 AV LAKESIDE SCHOOL	0	35	0.0		9	2	5	15	1						
73 AV BURRIS PARK FIRE	0	55	0.0		1	1	15	34	0						
==> Precinct Totals	8547	5226	61.1		730	401	1254	2151	13						
==> Absentee Totals	0	866	0.0		115	56	215	381	4						

C O L U M N L E G E N D

A:	D: COUNTY SUPERVISOR 5TH DISTRICT R. Stockton	G:	J:
B: COUNTY SUPERVISOR 5TH DISTRICT V. L. Folley	E: COUNTY SUPERVISOR 5TH DISTRICT A. J. Meirelles	H:	K:
C: COUNTY SUPERVISOR 5TH DISTRICT E. C. Sosa	F: COUNTY SUPERVISOR 5TH DISTRICT Writein Votes	I:	L:

Precinct	Voters	Trnout	Pct	A	B	C	D	E	F	G	H	I	J	K	L
==> Total Votes	8547	6092	71.3		845	457	1469	2532							

----- C O L U M N L E G E N D -----

- A: COUNTY SUPERVISOR 5TH DISTRICT V. L. Folley
- B: COUNTY SUPERVISOR 5TH DISTRICT A. J. Meirelles
- C: COUNTY SUPERVISOR 5TH DISTRICT E. C. Sosa
- D: COUNTY SUPERVISOR 5TH DISTRICT R. Stockton
- E: COUNTY SUPERVISOR 5TH DISTRICT Writein Votes
- F: COUNTY SUPERVISOR 5TH DISTRICT Writein Votes
- G: COUNTY SUPERVISOR 5TH DISTRICT Writein Votes
- H: COUNTY SUPERVISOR 5TH DISTRICT Writein Votes
- I: COUNTY SUPERVISOR 5TH DISTRICT Writein Votes
- J: COUNTY SUPERVISOR 5TH DISTRICT Writein Votes
- K: COUNTY SUPERVISOR 5TH DISTRICT Writein Votes
- L: COUNTY SUPERVISOR 5TH DISTRICT Writein Votes

R E C A P	Voters	Trnout	Pct	A	B	C	D	E	F	G	H	I	J	K	L
20TH CONGRESSIONAL DIST	8547	6092	71.3		845	457	1469	2532	17						
16TH SENATE	8547	6092	71.3		845	457	1469	2532	17						
30TH ASSEMBLY DISTRICT	8547	6092	71.3		845	457	1469	2532	17						
SUPERVISOR DISTRICT 1	0	0	0.0		0	0	0	0	0						
ABSENTEE DISTRICT 1	0	0	0.0		0	0	0	0	0						
TOTAL DISTRICT 1	0	0	0.0		0	0	0	0	0						
SUPERVISOR DISTRICT 2	0	0	0.0		0	0	0	0	0						
ABSENTEE DISTRICT 2	0	0	0.0		0	0	0	0	0						
TOTAL DISTRICT 2	0	0	0.0		0	0	0	0	0						
SUPERVISOR DISTRICT 3	0	0	0.0		0	0	0	0	0						
ABSENTEE DISTRICT 3	0	0	0.0		0	0	0	0	0						
TOTAL DISTRICT 3	0	0	0.0		0	0	0	0	0						
SUPERVISOR DISTRICT 4	0	0	0.0		0	0	0	0	0						
ABSENTEE DISTRICT 4	0	0	0.0		0	0	0	0	0						
TOTAL DISTRICT 4	0	0	0.0		0	0	0	0	0						
SUPERVISOR DISTRICT 5	8547	5226	61.1		730	401	1254	2151	13						
ABSENTEE DISTRICT 5	0	866	0.0		115	56	215	381	4						
TOTAL DISTRICT 5	8547	6092	71.3		845	457	1469	2532	17						
CITY OF AVENAL	0	0	0.0		0	0	0	0	0						
ABSENTEE VOTERS AVENAL	0	0	0.0		0	0	0	0	0						
TOTAL CITY OF AVENAL	0	0	0.0		0	0	0	0	0						
CITY OF CORCORAN	0	0	0.0		0	0	0	0	0						
ABSENTEE VOTER CORCORAN	0	0	0.0		0	0	0	0	0						
TOTAL CITY OF CORCORAN	0	0	0.0		0	0	0	0	0						
CITY OF HANFORD	5449	3336	61.2		483	273	807	1231	5						
ABSENTEE VOTER HANFORD	0	503	0.0		57	31	138	212	1						
TOTAL CITY OF HANFORD	5449	3839	70.5		540	304	945	1443	6						
CITY OF LEMOORE	0	0	0.0		0	0	0	0	0						
ABSENTEE VOTER LEMOORE	0	0	0.0		0	0	0	0	0						
TOTAL CITY OF LEMOORE	0	0	0.0		0	0	0	0	0						

----- COLUMN LEGEND -----

A:	D: COUNTY SUPERVISOR 5TH DISTRICT R. Stockton	G:	J:
B: COUNTY SUPERVISOR 5TH DISTRICT V. L. Folley	E: COUNTY SUPERVISOR 5TH DISTRICT A. J. Meirelles	H:	K:
C: COUNTY SUPERVISOR 5TH DISTRICT E. C. Sosa	F: COUNTY SUPERVISOR 5TH DISTRICT Writein Votes	I:	L:

R E C A P	Voters	Trnout	Pct	A	B	C	D	E	F	G	H	I	J	K	L
UNINCORPORATED	3098	1890	61.0	247	128	447	920	8							
ABSENTEE VOTER UNINCORP	0	363	0.0	58	25	77	169	3							
TOTAL UNINCORPORATED	3098	2253	72.7	305	153	524	1089	11							
COUNTY PRECINCT TOTAL	8547	5226	61.1	730	401	1254	2151	13							
COUNTY ABSENTEE TOTAL	0	866	0.0	115	56	215	381	4							
** COUNTY TOTALS	8547	6092	71.3	845	457	1469	2532	17							

----- C O L U M N L E G E N D -----

- A: COUNTY SUPERVISOR 5TH DISTRICT V. L. Folley
- B: COUNTY SUPERVISOR 5TH DISTRICT A. J. Meirelles
- C: COUNTY SUPERVISOR 5TH DISTRICT E. C. Sosa
- D: COUNTY SUPERVISOR 5TH DISTRICT R. Stockton
- E: COUNTY SUPERVISOR 5TH DISTRICT A. J. Meirelles
- F: COUNTY SUPERVISOR 5TH DISTRICT Writein Votes
- G: COUNTY SUPERVISOR 5TH DISTRICT R. Stockton
- H: COUNTY SUPERVISOR 5TH DISTRICT A. J. Meirelles
- I: COUNTY SUPERVISOR 5TH DISTRICT Writein Votes
- J: COUNTY SUPERVISOR 5TH DISTRICT R. Stockton
- K: COUNTY SUPERVISOR 5TH DISTRICT A. J. Meirelles
- L: COUNTY SUPERVISOR 5TH DISTRICT Writein Votes

Precinct	Voters	Trnout	Pct	A	B	C	D	E	F	G	H	I	J	K	L
16 CORCORAN COUNCIL	266	189	71.1	76	55	74	161	1							
17 1ST UNI METHODIST CH	305	225	73.8	88	51	71	202	0							
18 KATE BOSWELL SEN CTR	271	154	56.8	60	31	56	128	1							
19 CORCORAN IRR DIST	129	69	53.5	28	8	25	54	0							
20 AVENAL JUST COURT	210	140	66.7	98	61	92	65	0							
21 AVENAL HIGH SCH AUD	158	114	72.2	83	44	88	42	0							
22 KETTLEMAN SCH LIB	46	28	60.9	16	14	18	14	0							
1023 NO POLL - ABS PRE	12	8	66.7	6	2	8	6	0							
1024 NO POLL - ABS PRE	6	3	50.0	1	2	1	1	0							
1025 NO POLL - ABS PRE	15	14	93.3	10	4	9	7	0							
16 AV CORCORAN COUNCIL	0	24	0.0	11	5	12	19	0							
17 AV 1ST UNI METHDST CH	0	38	0.0	15	11	18	31	0							
18 AV KATE BOSWELL SEN	0	30	0.0	12	8	12	26	0							
19 AV CORCORAN IRR DIST	0	14	0.0	5	4	4	10	0							
20 AV AVENAL JUST COURT	0	13	0.0	9	6	7	9	0							
21 AV AVENAL HIGH SC AUD	0	8	0.0	7	1	8	3	0							
22 AV KETTLEMAN SCH LIB	0	1	0.0	0	1	1	0	0							
==> Precinct Totals	1418	944	66.6	466	272	442	680	2							
==> Absentee Totals	0	128	0.0	59	36	62	98	0							
==> Total Votes	1418	1072	75.6	525	308	504	778	2							

----- COLUMN LEGEND -----

A:	D: REPUBLICAN COUNTY (3) COMMITTEE 2ND DISTRICT E. L. Ivans	G:	J:
B: REPUBLICAN COUNTY (3) COMMITTEE 2ND DISTRICT B. Sagaser	E: REPUBLICAN COUNTY (3) COMMITTEE 2ND DISTRICT B. Hansen	H:	K:
C: REPUBLICAN COUNTY (3) COMMITTEE 2ND DISTRICT R. Lane	F: REPUBLICAN COUNTY (3) COMMITTEE 2ND DISTRICT Writein Votes	I:	L:

R E C A P	Voters	Trnout	Pct	A	B	C	D	E	F	G	H	I	J	K	L
20TH CONGRESSIONAL DIST	1418	1072	75.6	525	308	504	778	2							
16TH SENATE	1418	1072	75.6	525	308	504	778	2							
30TH ASSEMBLY DISTRICT	1418	1072	75.6	525	308	504	778	2							
SUPERVISOR DISTRICT 1	0	0	0.0	0	0	0	0	0	0	0	0	0	0	0	0
ABSENTEE DISTRICT 1	0	0	0.0	0	0	0	0	0	0	0	0	0	0	0	0
TOTAL DISTRICT 1	0	0	0.0	0	0	0	0	0	0	0	0	0	0	0	0
SUPERVISOR DISTRICT 2	1418	944	66.6	466	272	442	680	2							
ABSENTEE DISTRICT 2	0	128	0.0	59	36	62	98	0							
TOTAL DISTRICT 2	1418	1072	75.6	525	308	504	778	2							
SUPERVISOR DISTRICT 3	0	0	0.0	0	0	0	0	0	0	0	0	0	0	0	0
ABSENTEE DISTRICT 3	0	0	0.0	0	0	0	0	0	0	0	0	0	0	0	0
TOTAL DISTRICT 3	0	0	0.0	0	0	0	0	0	0	0	0	0	0	0	0
SUPERVISOR DISTRICT 4	0	0	0.0	0	0	0	0	0	0	0	0	0	0	0	0
ABSENTEE DISTRICT 4	0	0	0.0	0	0	0	0	0	0	0	0	0	0	0	0
TOTAL DISTRICT 4	0	0	0.0	0	0	0	0	0	0	0	0	0	0	0	0
SUPERVISOR DISTRICT 5	0	0	0.0	0	0	0	0	0	0	0	0	0	0	0	0
ABSENTEE DISTRICT 5	0	0	0.0	0	0	0	0	0	0	0	0	0	0	0	0
TOTAL DISTRICT 5	0	0	0.0	0	0	0	0	0	0	0	0	0	0	0	0
CITY OF AVENAL	368	254	69.0	181	105	180	107	0							
ABSENTEE VOTERS AVENAL	0	21	0.0	16	7	15	12	0							
TOTAL CITY OF AVENAL	368	275	74.7	197	112	195	119	0							
CITY OF CORCORAN	842	568	67.5	224	137	201	491	2							
ABSENTEE VOTER CORCORAN	0	92	0.0	38	24	42	76	0							
TOTAL CITY OF CORCORAN	842	660	78.4	262	161	243	567	2							
CITY OF HANFORD	0	0	0.0	0	0	0	0	0	0	0	0	0	0	0	0
ABSENTEE VOTER HANFORD	0	0	0.0	0	0	0	0	0	0	0	0	0	0	0	0
TOTAL CITY OF HANFORD	0	0	0.0	0	0	0	0	0	0	0	0	0	0	0	0
CITY OF LEMOORE	0	0	0.0	0	0	0	0	0	0	0	0	0	0	0	0
ABSENTEE VOTER LEMOORE	0	0	0.0	0	0	0	0	0	0	0	0	0	0	0	0
TOTAL CITY OF LEMOORE	0	0	0.0	0	0	0	0	0	0	0	0	0	0	0	0

C O L U M N L E G E N D

A:	D: REPUBLICAN COUNTY (3) COMMITTEE 2ND DISTRICT E. L. Ivans	G:	J:
B: REPUBLICAN COUNTY (3) COMMITTEE 2ND DISTRICT B. Sagsner	E: REPUBLICAN COUNTY (3) COMMITTEE 2ND DISTRICT B. Hansen	H:	K:
C: REPUBLICAN COUNTY (3) COMMITTEE 2ND DISTRICT R. Lane	F: REPUBLICAN COUNTY (3) COMMITTEE 2ND DISTRICT WriteIn Votes	I:	L:



R E C A P	Voters	Trnout	Pct	A	B	C	D	E	F	G	H	I	J	K	L
UNINCORPORATED	208	122	58.7		61	30	61	82	0						
ABSENTEE VOTER UNINCORP	0	15	0.0		5	5	5	10	0						
TOTAL UNINCORPORATED	208	137	65.9		66	35	66	92	0						
COUNTY PRECINCT TOTAL	1418	944	66.6		466	272	442	680	2						
COUNTY ABSENTEE TOTAL	0	128	0.0		59	36	62	98	0						
** COUNTY TOTALS	1418	1072	75.6		525	308	504	778	2						

C O L U M N L E G E N D

- A: REPUBLICAN COUNTY (3)  
COMMITTEE 2ND DISTRICT  
R. Lane
- B: REPUBLICAN COUNTY (3)  
COMMITTEE 2ND DISTRICT  
B. Sagaser
- C: REPUBLICAN COUNTY (3)  
COMMITTEE 2ND DISTRICT  
Writein Votes
- D: REPUBLICAN COUNTY (3)  
COMMITTEE 2ND DISTRICT  
E. L. Ivans
- E: REPUBLICAN COUNTY (3)  
COMMITTEE 2ND DISTRICT  
B. Hansen
- F: REPUBLICAN COUNTY (3)  
COMMITTEE 2ND DISTRICT  
Writein Votes
- G:
- H:
- I:
- J:
- K:
- L:

Precinct	Voters	Trnout	Pct	A	B	C	D	E	F	G	H	I	J	K	L
26 HANFORD HI PRES CTR	564	379	67.2	216	239	216	195	201	231	217	7				
27 ST JAMES LUTHRN CH	619	453	73.2	229	289	268	226	230	245	231	0				
28 1ST BAPTIST HALL	756	522	69.0	291	310	330	260	262	286	306	0				
29 MONROE SCH CAFETERIA	478	332	69.5	200	206	186	167	172	201	195	2				
30 K/R-HARDWICK SCHOOL	194	146	75.3	85	59	111	60	62	75	94	0				
31 PIONEER SCHL LIBRARY	225	159	70.7	96	79	121	63	77	100	99	0				
32 MEADOW LN SCH LIBRARY	778	450	57.8	228	259	286	229	247	250	248	2				
33 ISLAND FIRE STATION	249	196	78.7	91	96	129	88	102	89	92	0				
34 CHRIST EPISCOPAL CH	153	88	57.5	44	42	61	48	49	50	58	0				
1035 NO POLL - ABS PRE	25	23	92.0	9	7	18	9	7	13	13	0				
1036 NO POLL - ABS PRE	17	15	88.2	5	8	13	2	2	9	8	0				
1037 NO POLL - ABS PRE	0	0	0.0	0	0	0	0	0	0	0	0				
1038 NO POLL - ABS PRE	52	44	84.6	20	26	25	14	18	19	17	1				
1039 NO POLL - ABS PRE	57	51	89.5	24	34	38	29	31	28	23	0				
1082 NO POLL - ABS PRE	40	38	95.0	28	28	31	23	23	29	24	0				
1083 NO POLL - ABS PRE	0	0	0.0	0	0	0	0	0	0	0	0				
26 AV HANFORD HI PRES CT	0	71	0.0	35	47	45	36	30	36	44	0				
27 AV ST JAMES LUTHRN CH	0	71	0.0	38	50	45	36	35	37	40	0				
28 AV 1ST BAPT FEL HALL	0	114	0.0	75	85	77	65	57	88	74	0				
29 AV MONROE SCH CAFTRIA	0	87	0.0	57	60	57	53	45	59	54	0				
30 AV K/R-HARDWICK SCHL	0	21	0.0	10	12	15	10	9	9	9	0				
31 AV PIONEER SCH LIBR	0	38	0.0	20	26	27	26	21	25	27	0				
32 AV MEADOW LN SCH LIBR	0	93	0.0	53	55	61	53	60	63	60	0				
33 AV ISLAND FIRE STATN	0	19	0.0	10	8	13	7	7	10	11	1				
34 AV CHRIST EPISCOPAL	0	22	0.0	12	10	14	10	11	15	16	0				
==> Precinct Totals	4207	2896	68.8	1566	1682	1833	1413	1483	1625	1625	12				
==> Absentee Totals	0	536	0.0	310	353	354	296	275	342	335	1				
==> Total Votes	4207	3432	81.6	1876	2035	2187	1709	1758	1967	1960	13				

C O L U M N L E G E N D

A:	D: REPUBLICAN COUNTY (6) COMMITTEE 3RD DISTRICT R. S. Azevedo	G: REPUBLICAN COUNTY (6) COMMITTEE 3RD DISTRICT J. Ellen Bartholomew	J:
B: REPUBLICAN COUNTY (6) COMMITTEE 3RD DISTRICT D. M. Fadenrecht	E: REPUBLICAN COUNTY (6) COMMITTEE 3RD DISTRICT M. Jester	H: REPUBLICAN COUNTY (6) COMMITTEE 3RD DISTRICT P. Ormonde	K:
C: REPUBLICAN COUNTY (6) COMMITTEE 3RD DISTRICT P. F. Yost Jr.	F: REPUBLICAN COUNTY (6) COMMITTEE 3RD DISTRICT G. E. Strickland	I: REPUBLICAN COUNTY (6) COMMITTEE 3RD DISTRICT Writein Votes	L:

R E C A P	Voters	Trnout	Pct	A	B	C	D	E	F	G	H	I	J	K	L
20TH CONGRESSIONAL DIST	4207	3432	81.6	1876	2035	2187	1709	1758	1967	1960	13				
16TH SENATE	4207	3432	81.6	1876	2035	2187	1709	1758	1967	1960	13				
30TH ASSEMBLY DISTRICT	4207	3432	81.6	1876	2035	2187	1709	1758	1967	1960	13				
SUPERVISOR DISTRICT 1	0	0	0.0	0	0	0	0	0	0	0	0	0	0	0	0
ABSENTEE DISTRICT 1	0	0	0.0	0	0	0	0	0	0	0	0	0	0	0	0
TOTAL DISTRICT 1	0	0	0.0	0	0	0	0	0	0	0	0	0	0	0	0
SUPERVISOR DISTRICT 2	0	0	0.0	0	0	0	0	0	0	0	0	0	0	0	0
ABSENTEE DISTRICT 2	0	0	0.0	0	0	0	0	0	0	0	0	0	0	0	0
TOTAL DISTRICT 2	0	0	0.0	0	0	0	0	0	0	0	0	0	0	0	0
SUPERVISOR DISTRICT 3	4207	2896	68.8	1566	1682	1833	1413	1483	1625	1625	12				
ABSENTEE DISTRICT 3	0	536	0.0	310	353	354	296	275	342	335	1				
TOTAL DISTRICT 3	4207	3432	81.6	1876	2035	2187	1709	1758	1967	1960	13				
SUPERVISOR DISTRICT 4	0	0	0.0	0	0	0	0	0	0	0	0	0	0	0	0
ABSENTEE DISTRICT 4	0	0	0.0	0	0	0	0	0	0	0	0	0	0	0	0
TOTAL DISTRICT 4	0	0	0.0	0	0	0	0	0	0	0	0	0	0	0	0
SUPERVISOR DISTRICT 5	0	0	0.0	0	0	0	0	0	0	0	0	0	0	0	0
ABSENTEE DISTRICT 5	0	0	0.0	0	0	0	0	0	0	0	0	0	0	0	0
TOTAL DISTRICT 5	0	0	0.0	0	0	0	0	0	0	0	0	0	0	0	0
CITY OF AVENAL	0	0	0.0	0	0	0	0	0	0	0	0	0	0	0	0
ABSENTEE VOTERS AVENAL	0	0	0.0	0	0	0	0	0	0	0	0	0	0	0	0
TOTAL CITY OF AVENAL	0	0	0.0	0	0	0	0	0	0	0	0	0	0	0	0
CITY OF CORCORAN	0	0	0.0	0	0	0	0	0	0	0	0	0	0	0	0
ABSENTEE VOTER CORCORAN	0	0	0.0	0	0	0	0	0	0	0	0	0	0	0	0
TOTAL CITY OF CORCORAN	0	0	0.0	0	0	0	0	0	0	0	0	0	0	0	0
CITY OF HANFORD	2457	1724	70.2	964	1072	1031	871	888	992	973	9				
ABSENTEE VOTER HANFORD	0	343	0.0	205	242	224	190	167	220	212	0				
TOTAL CITY OF HANFORD	2457	2067	84.1	1169	1314	1255	1061	1055	1212	1185	9				
CITY OF LEMOORE	778	450	57.8	228	259	286	229	247	250	248	2				
ABSENTEE VOTER LEMOORE	0	93	0.0	53	55	61	53	60	63	60	0				
TOTAL CITY OF LEMOORE	778	543	69.8	281	314	347	282	307	313	308	2				

C O L U M N L E G E N D

A:	D: REPUBLICAN COUNTY (6) COMMITTEE 3RD DISTRICT R. S. Azevedo	G: REPUBLICAN COUNTY (6) COMMITTEE 3RD DISTRICT J. Ellen Bartholomew	J:
B: REPUBLICAN COUNTY (6) COMMITTEE 3RD DISTRICT D. M. Fadenrecht	E: REPUBLICAN COUNTY (6) COMMITTEE 3RD DISTRICT M. Jester	H: REPUBLICAN COUNTY (6) COMMITTEE 3RD DISTRICT P. Ormonde	K:
C: REPUBLICAN COUNTY (6) COMMITTEE 3RD DISTRICT P. F. Yost Jr.	F: REPUBLICAN COUNTY (6) COMMITTEE 3RD DISTRICT G. E. Strickland	I: REPUBLICAN COUNTY (6) COMMITTEE 3RD DISTRICT Writein Votes	L:

R E C A P	Voters	Trnout	Pct	A	B	C	D	E	F	G	H	I	J	K	L
UNINCORPORATED	972	722	74.3	374	351	516	313	348	383	404	404	1			
ABSENTEE VOTER UNINCORP	0	100	0.0	52	56	69	53	48	59	63	63	1			
TOTAL UNINCORPORATED	972	822	84.6	426	407	585	366	396	442	467	467	2			
COUNTY PRECINCT TOTAL	4207	2896	68.8	1566	1682	1833	1413	1483	1625	1625	1625	12			
COUNTY ABSENTEE TOTAL	0	536	0.0	310	353	354	296	275	342	335	335	1			
** COUNTY TOTALS	4207	3432	81.6	1876	2035	2187	1709	1758	1967	1967	1960	13			

----- C O L U M N L E G E N D -----

A:	D: REPUBLICAN COUNTY (6) COMMITTEE 3RD DISTRICT R. S. Azevedo	G: REPUBLICAN COUNTY (6) COMMITTEE 3RD DISTRICT J. Ellen Bartholomew	J:
B: REPUBLICAN COUNTY (6) COMMITTEE 3RD DISTRICT D. M. Fadenrecht	E: REPUBLICAN COUNTY (6) COMMITTEE 3RD DISTRICT M. Jester	H: REPUBLICAN COUNTY (6) COMMITTEE 3RD DISTRICT P. Ormonde	K:
C: REPUBLICAN COUNTY (6) COMMITTEE 3RD DISTRICT P. F. Yost Jr.	F: REPUBLICAN COUNTY (6) COMMITTEE 3RD DISTRICT G. E. Strickland	I: REPUBLICAN COUNTY (6) COMMITTEE 3RD DISTRICT Writein Votes	L:

Precinct	Voters	Trnout	Pct	A	B	C	D	E	F	G	H	I	J	K	L
40 NEW AG BLDG MULTI RM	555	368	66.3		229	229	151	142	181	4					
41 ROOSEVELT SCHOOL	399	226	56.6		116	121	122	103	128						
42 HOWARD BREWSTER RESID	83	42	50.6		25	23	19	11	19	0					
43 CNTY ROAD SUP OFFICE	211	61	28.9		36	31	30	22	23	0					
44 LA HERMOSA ASSEM GOD	89	35	39.3		19	16	14	19	18	0					
45 ENVIRON HEALTH CONF	98	69	70.4		35	42	33	25	26	1					
46 WILLIAM ROBINSON RES	40	19	47.5		18	14	12	17	12	0					
47 ARMONA FIRE STATION	396	257	64.9		147	150	155	136	136	0					
48 ARMONA SENIOR CENTER	253	165	65.2		93	85	74	82	83	1					
1049 NO POLL - ABS PRE	1	1	100.0		1	0	1	0	0	0					
1050 NO POLL - ABS PRE	14	7	50.0		4	3	4	3	4	0					
1051 NO POLL - ABS PRE	18	15	83.3		9	12	11	11	9	2					
1052 NO POLL - ABS PRE	59	47	79.7		22	41	22	13	19	0					
1053 NO POLL - ABS PRE	7	5	71.4		5	5	2	1	5	0					
1054 NO POLL - ABS PRE	18	14	77.8		9	9	6	4	11	0					
1055 NO POLL - ABS PRE	0	0	0.0		0	0	0	0	0	0					
1056 NO POLL - ABS PRE	7	6	85.7		3	2	1	2	4	0					
1057 NO POLL - ABS PRE	5	3	60.0		2	2	2	2	2	0					
1058 NO POLL - ABS PRE	1	1	100.0		0	1	1	1	1	0					
1059 NO POLL - ABS PRE	22	10	45.5		3	5	6	3	3	0					
1060 NO POLL - ABS PRE	2	2	100.0		0	1	1	2	1	0					
1061 NO POLL - ABS PRE	22	16	72.7		11	10	9	6	8	0					
1084 NO POLL - ABS PRE	0	0	0.0		0	0	0	0	0	0					
1085 NO POLL - ABS PRE	1	1	100.0		0	0	1	1	1	0					
40 AV NW AG BLDG MULT RM	0	91	0.0		60	65	54	46	55	0					
41 AV ROOSEVELT SCHOOL	0	27	0.0		13	16	17	12	15	1					
42 AV HOWARD BREWSTER RE	0	9	0.0		5	4	5	3	8	0					
43 AV CNTY ROAD SUP OFFI	0	9	0.0		6	7	5	6	4	0					
44 AV LA HERMOSA ASSEM	0	4	0.0		2	3	2	1	2	0					
45 AV ENVIRON HEALTH CON	0	14	0.0		4	7	9	5	2	0					
46 AV WILLIAM ROBINSON	0	10	0.0		7	8	7	3	8	0					
47 AV ARMONA FIRE STATN	0	58	0.0		34	33	33	22	33	0					
48 AV ARMONA SENIOR CNTR	0	10	0.0		7	7	2	2	4	0					
==> Precinct Totals	2301	1370	59.5		787	803	677	606	694	8					
==> Absentee Totals	0	232	0.0		138	150	134	100	131	1					
==> Total Votes	2301	1602	69.6		925	953	811	706	825	9					

C O L U M N L E G E N D

A:	D: REPUBLICAN COUNTY (4) COMMITTEE 4TH DISTRICT G. H. Rider	E: REPUBLICAN COUNTY (4) COMMITTEE 4TH DISTRICT D. Rider	F: REPUBLICAN COUNTY (4) COMMITTEE 4TH DISTRICT B. L. Clark	G: REPUBLICAN COUNTY (4) COMMITTEE 4TH DISTRICT Writein Votes	J:	K:	L:
B:	REPUBLICAN COUNTY (4) COMMITTEE 4TH DISTRICT J. Serpa						
C:	REPUBLICAN COUNTY (4) COMMITTEE 4TH DISTRICT R. M. Brown						

R E C A P	Voters	Trnout	Pct	A	B	C	D	E	F	G	H	I	J	K	L
20TH CONGRESSIONAL DIST	2301	1602	69.6		925	953	811	706	825	9					
16TH SENATE	2301	1602	69.6		925	953	811	706	825	9					
30TH ASSEMBLY DISTRICT	2301	1602	69.6		925	953	811	706	825	9					
SUPERVISOR DISTRICT 1	0	0	0.0		0	0	0	0	0	0					
ABSENTEE DISTRICT 1	0	0	0.0		0	0	0	0	0	0					
TOTAL DISTRICT 1	0	0	0.0		0	0	0	0	0	0					
SUPERVISOR DISTRICT 2	0	0	0.0		0	0	0	0	0	0					
ABSENTEE DISTRICT 2	0	0	0.0		0	0	0	0	0	0					
TOTAL DISTRICT 2	0	0	0.0		0	0	0	0	0	0					
SUPERVISOR DISTRICT 3	0	0	0.0		0	0	0	0	0	0					
ABSENTEE DISTRICT 3	0	0	0.0		0	0	0	0	0	0					
TOTAL DISTRICT 3	0	0	0.0		0	0	0	0	0	0					
SUPERVISOR DISTRICT 4	2301	1370	59.5		787	803	677	606	694	8					
ABSENTEE DISTRICT 4	0	232	0.0		138	150	134	100	131	1					
TOTAL DISTRICT 4	2301	1602	69.6		925	953	811	706	825	9					
SUPERVISOR DISTRICT 5	0	0	0.0		0	0	0	0	0	0					
ABSENTEE DISTRICT 5	0	0	0.0		0	0	0	0	0	0					
TOTAL DISTRICT 5	0	0	0.0		0	0	0	0	0	0					
CITY OF AVENAL	0	0	0.0		0	0	0	0	0	0					
ABSENTEE VOTERS AVENAL	0	0	0.0		0	0	0	0	0	0					
TOTAL CITY OF AVENAL	0	0	0.0		0	0	0	0	0	0					
CITY OF CORCORAN	0	0	0.0		0	0	0	0	0	0					
ABSENTEE VOTER CORCORAN	0	0	0.0		0	0	0	0	0	0					
TOTAL CITY OF CORCORAN	0	0	0.0		0	0	0	0	0	0					
CITY OF HANFORD	1340	735	54.9		426	421	338	299	370	4					
ABSENTEE VOTER HANFORD	0	140	0.0		86	95	83	68	84	1					
TOTAL CITY OF HANFORD	1340	875	65.3		512	516	421	367	454	5					
CITY OF LEMOORE	0	0	0.0		0	0	0	0	0	0					
ABSENTEE VOTER LEMOORE	0	0	0.0		0	0	0	0	0	0					
TOTAL CITY OF LEMOORE	0	0	0.0		0	0	0	0	0	0					

----- COLUMN LEGEND -----

A:	D: REPUBLICAN COUNTY (4) COMMITTEE 4TH DISTRICT G. H. Rider	G: REPUBLICAN COUNTY (4) COMMITTEE 4TH DISTRICT Writein Votes	J:
B: REPUBLICAN COUNTY (4) COMMITTEE 4TH DISTRICT J. Serpa	E: REPUBLICAN COUNTY (4) COMMITTEE 4TH DISTRICT D. Rider	H:	K:
C: REPUBLICAN COUNTY (4) COMMITTEE 4TH DISTRICT R. M. Brown	F: REPUBLICAN COUNTY (4) COMMITTEE 4TH DISTRICT B. L. Clark	I:	L:

R E C A P	Voters	Trnout	Pct	A	B	C	D	E	F	G	H	I	J	K	L
UNINCORPORATED	961	635	66.1	361	382	339	307	324	4						
ABSENTEE VOTER UNINCORP	0	92	0.0	52	55	51	32	47	0						
TOTAL UNINCORPORATED	961	727	75.7	413	437	390	339	371	4						
COUNTY PRECINCT TOTAL	2301	1370	59.5	787	803	677	606	694	8						
COUNTY ABSENTEE TOTAL	0	232	0.0	138	150	134	100	131	1						
** COUNTY TOTALS	2301	1602	69.6	925	953	811	706	825	9						

----- C O L U M N L E G E N D -----

- A: REPUBLICAN COUNTY (4)
- B: REPUBLICAN COUNTY (4)  
COMMITTEE 4TH DISTRICT  
J. Serpa
- C: REPUBLICAN COUNTY (4)  
COMMITTEE 4TH DISTRICT  
R. M. Brown
- D: REPUBLICAN COUNTY (4)  
COMMITTEE 4TH DISTRICT  
G. H. Rider
- E: REPUBLICAN COUNTY (4)  
COMMITTEE 4TH DISTRICT  
D. Rider
- F: REPUBLICAN COUNTY (4)  
COMMITTEE 4TH DISTRICT  
B. L. Clark
- G: REPUBLICAN COUNTY (4)  
COMMITTEE 4TH DISTRICT  
WriteIn Votes
- H:
- I:
- J:
- K:
- L:

Precinct	Voters	Trnout	Pct	A	B	C	D	E	F	G	H	I	J	K	L
62 EPISCOPAL CHURCH SAV	146	81	55.5		35	44	40	41	39	40	1				
63 HANFORD CIVIC AUD WST	370	237	64.1	106		124	159	155	136	133	1				
64 SACRED HEART HOSP CON	354	210	59.3	90	111	130	134	134	113	115	1				
65 FRATERNAL HALL	304	213	70.1	111	122	112	122	122	103	101	1				
66 GLAD TIDINGS CHURCH	739	490	66.3	245	273	261	262	262	257	228	1				
67 RIVERBEND COMM CENTER	159	117	73.6	62	62	62	66	62	62	58	0				
68 KIT CARSON FIRE STATN	369	231	62.6	116	109	132	145	136	137	137	0				
69 GOLDEN WEST PANCAKE	47	17	36.2	6	7	6	6	6	8	4	0				
70 KINGS CHRISTIAN CHRCH	123	84	68.3	35	54	44	44	45	40	39	0				
71 HOMEGARDEN COM DIST	42	20	47.6	11	8	11	8	9	9	12	0				
72 LAKESIDE SCHOOL	144	94	65.3	32	47	47	59	52	51	51	0				
73 BURRIS PARK FIRE STN	147	97	66.0	43	58	58	70	56	64	64	0				
1074 NO POLL - ABS PRE	17	14	82.4	7	12	12	10	11	11	9	0				
1075 NO POLL - ABS PRE	9	9	100.0	7	9	4	7	8	3	3	0				
1076 NO POLL - ABS PRE	3	2	66.7	0	2	1	1	1	2	0	0				
1077 NO POLL - ABS PRE	4	2	50.0	2	0	2	2	2	2	2	0				
1078 NO POLL - ABS PRE	14	13	92.9	9	10	11	12	12	5	5	0				
1079 NO POLL - ABS PRE	3	1	33.3	0	0	0	0	0	0	1	0				
1080 NO POLL - ABS PRE	84	74	88.1	32	40	42	43	36	34	34	0				
1081 NO POLL - ABS PRE	69	59	85.5	27	25	30	25	31	22	22	0				
1086 NO POLL - ABS PRE	0	0	0.0	0	0	0	0	0	0	0	0				
1087 NO POLL - ABS PRE	0	0	0.0	0	0	0	0	0	0	0	0				
62 AV EPISCOPAL CHURCH	0	11	0.0	6	6	8	7	4	10	10	0				
63 AV HANFORD CIVIC AUD	0	40	0.0	21	28	35	27	27	27	16	0				
64 AV SACRED HEART HOSP	0	54	0.0	22	31	40	33	33	33	30	0				
65 AV FRATERNAL HALL	0	25	0.0	12	13	10	10	10	10	14	0				
66 AV GLAD TIDINGS CHRCH	0	81	0.0	42	44	47	53	49	40	40	0				
67 AV RIVERBEND COMM CTR	0	19	0.0	10	14	10	10	11	13	13	0				
68 AV KIT CARSON FIRE ST	0	62	0.0	21	32	38	39	26	43	43	0				
69 AV GOLDEN WEST PANCK	0	14	0.0	9	13	7	9	9	3	3	0				
70 AV KINGS CHRIST CHRCH	0	8	0.0	5	6	7	4	7	5	5	0				
71 AV HOMEGARDEN COM DIS	0	5	0.0	3	5	5	4	4	5	1	0				
72 AV LAKESIDE SCHOOL	0	33	0.0	11	14	20	17	17	17	20	0				
73 AV BURRIS PARK FIRE	0	23	0.0	12	13	9	17	15	14	14	0				
==> Precinct Totals	3147	2065	65.6	976	1117	1168	1209	1113	1058	1058	5				
==> Absentee Totals	0	375	0.0	174	219	236	230	213	209	209	0				

C O L U M N L E G E N D

A:	D: REPUBLICAN COUNTY (5) COMMITTEE 5TH DISTRICT V. R. Rice	G: REPUBLICAN COUNTY (5) COMMITTEE 5TH DISTRICT A. Teixeira	J:
B:	E: REPUBLICAN COUNTY (5) COMMITTEE 5TH DISTRICT R. I. Verboon	H: REPUBLICAN COUNTY (5) COMMITTEE 5TH DISTRICT Writein Votes	K:
C:	F: REPUBLICAN COUNTY (5) COMMITTEE 5TH DISTRICT F. Bader	I:	L:



Precinct	Voters	Trnout	Pct	A	B	C	D	E	F	G	H	I	J	K	L
==> Total Votes	3147	2440	77.5		1150	1336	1404	1439	1326	1267					

----- C O L U M N L E G E N D -----

A:	D: REPUBLICAN COUNTY (5) COMMITTEE 5TH DISTRICT V. R. Rice	G: REPUBLICAN COUNTY (5) COMMITTEE 5TH DISTRICT A. Teixeira	J:
B: REPUBLICAN COUNTY (5) COMMITTEE 5TH DISTRICT A. J. Friesen	E: REPUBLICAN COUNTY (5) COMMITTEE 5TH DISTRICT R. I. Verboon	H: REPUBLICAN COUNTY (5) COMMITTEE 5TH DISTRICT Writein Votes	K:
C: REPUBLICAN COUNTY (5) COMMITTEE 5TH DISTRICT F. Bader	F: REPUBLICAN COUNTY (5) COMMITTEE 5TH DISTRICT R. W. Noland	I:	L:

R E C A P	Voters	Trnout	Pct	A	B	C	D	E	F	G	H	I	J	K	L
20TH CONGRESSIONAL DIST	3147	2440	77.5	1150	1336	1404	1439	1326	1267	1267	5				
16TH SENATE	3147	2440	77.5	1150	1336	1404	1439	1326	1267	1267	5				
30TH ASSEMBLY DISTRICT	3147	2440	77.5	1150	1336	1404	1439	1326	1267	1267	5				
SUPERVISOR DISTRICT 1	0	0	0.0	0	0	0	0	0	0	0	0				
ABSENTEE DISTRICT 1	0	0	0.0	0	0	0	0	0	0	0	0				
TOTAL DISTRICT 1	0	0	0.0	0	0	0	0	0	0	0	0				
SUPERVISOR DISTRICT 2	0	0	0.0	0	0	0	0	0	0	0	0				
ABSENTEE DISTRICT 2	0	0	0.0	0	0	0	0	0	0	0	0				
TOTAL DISTRICT 2	0	0	0.0	0	0	0	0	0	0	0	0				
SUPERVISOR DISTRICT 3	0	0	0.0	0	0	0	0	0	0	0	0				
ABSENTEE DISTRICT 3	0	0	0.0	0	0	0	0	0	0	0	0				
TOTAL DISTRICT 3	0	0	0.0	0	0	0	0	0	0	0	0				
SUPERVISOR DISTRICT 4	0	0	0.0	0	0	0	0	0	0	0	0				
ABSENTEE DISTRICT 4	0	0	0.0	0	0	0	0	0	0	0	0				
TOTAL DISTRICT 4	0	0	0.0	0	0	0	0	0	0	0	0				
SUPERVISOR DISTRICT 5	3147	2065	65.6	976	1117	1168	1209	1113	1058	1058	5				
ABSENTEE DISTRICT 5	0	375	0.0	174	219	236	230	213	209	209	0				
TOTAL DISTRICT 5	3147	2440	77.5	1150	1336	1404	1439	1326	1267	1267	5				
CITY OF AVENAL	0	0	0.0	0	0	0	0	0	0	0	0				
ABSENTEE VOTERS AVENAL	0	0	0.0	0	0	0	0	0	0	0	0				
TOTAL CITY OF AVENAL	0	0	0.0	0	0	0	0	0	0	0	0				
CITY OF CORCORAN	0	0	0.0	0	0	0	0	0	0	0	0				
ABSENTEE VOTER CORCORAN	0	0	0.0	0	0	0	0	0	0	0	0				
TOTAL CITY OF CORCORAN	0	0	0.0	0	0	0	0	0	0	0	0				
CITY OF HANFORD	1985	1291	65.0	614	699	732	739	679	640	640	5				
ABSENTEE VOTER HANFORD	0	211	0.0	103	122	140	130	123	110	110	0				
TOTAL CITY OF HANFORD	1985	1502	75.7	717	821	872	869	802	750	750	5				
CITY OF LEMOORE	0	0	0.0	0	0	0	0	0	0	0	0				
ABSENTEE VOTER LEMOORE	0	0	0.0	0	0	0	0	0	0	0	0				
TOTAL CITY OF LEMOORE	0	0	0.0	0	0	0	0	0	0	0	0				

C O L U M N L E G E N D

A:	D: REPUBLICAN COUNTY (5) COMMITTEE 5TH DISTRICT V. R. Rice	G: REPUBLICAN COUNTY (5) COMMITTEE 5TH DISTRICT A. Teixeira	J:
B: REPUBLICAN COUNTY (5) COMMITTEE 5TH DISTRICT A. J. Friesen	E: REPUBLICAN COUNTY (5) COMMITTEE 5TH DISTRICT R. I. Verboon	H: REPUBLICAN COUNTY (5) COMMITTEE 5TH DISTRICT Writein Votes	K:
C: REPUBLICAN COUNTY (5) COMMITTEE 5TH DISTRICT F. Bader	F: REPUBLICAN COUNTY (5) COMMITTEE 5TH DISTRICT R. W. Noland	I:	L:

R E C A P	Voters	Trnout	Pct	A	B	C	D	E	F	G	H	I	J	K	L
UNINCORPORATED	1162	774	66.6	362	418	436	470	434	418	418	0				
ABSENTEE VOTER UNINCORP	0	164	0.0	71	97	96	100	90	99	99	0				
TOTAL UNINCORPORATED	1162	938	80.7	433	515	532	570	524	517	517	0				
COUNTY PRECINCT TOTAL	3147	2065	65.6	976	1117	1168	1209	1113	1058	1058	5				
COUNTY ABSENTEE TOTAL	0	375	0.0	174	219	236	230	213	209	209	0				
** COUNTY TOTALS	3147	2440	77.5	1150	1336	1404	1439	1326	1267	1267	5				

C O L U M N L E G E N D

- A:
  - D: REPUBLICAN COUNTY (5) COMMITTEE 5TH DISTRICT V. R. Rice
  - E: REPUBLICAN COUNTY (5) COMMITTEE 5TH DISTRICT R. I. Verboon
  - F: REPUBLICAN COUNTY (5) COMMITTEE 5TH DISTRICT R. W. Noland
- B: REPUBLICAN COUNTY (5) COMMITTEE 5TH DISTRICT A. J. Friesen
- C: REPUBLICAN COUNTY (5) COMMITTEE 5TH DISTRICT F. Bader
- D: REPUBLICAN COUNTY (5) COMMITTEE 5TH DISTRICT V. R. Rice
- E: REPUBLICAN COUNTY (5) COMMITTEE 5TH DISTRICT R. I. Verboon
- F: REPUBLICAN COUNTY (5) COMMITTEE 5TH DISTRICT R. W. Noland
- G: REPUBLICAN COUNTY (5) COMMITTEE 5TH DISTRICT A. Teixeira
- H: REPUBLICAN COUNTY (5) COMMITTEE 5TH DISTRICT Writein Votes
- I:
  - J: REPUBLICAN COUNTY (5) COMMITTEE 5TH DISTRICT
  - K: REPUBLICAN COUNTY (5) COMMITTEE 5TH DISTRICT
  - L: REPUBLICAN COUNTY (5) COMMITTEE 5TH DISTRICT

R E C A P	Voters	Trnout	Pct	A	B	C	D	E	F	G	H	I	J	K	L
UNINCORPORATED	0	0	0.0	0	0	0	0	0	0	0	0	0	0	0	0
ABSENTEE VOTER UNINCORP	0	0	0.0	0	0	0	0	0	0	0	0	0	0	0	0
TOTAL UNINCORPORATED	0	0	0.0	0	0	0	0	0	0	0	0	0	0	0	0
COUNTY PRECINCT TOTAL	1380	820	59.4	179	103	333	186	407	523	406	1	1			
COUNTY ABSENTEE TOTAL	0	96	0.0	15	12	39	20	35	55	38	1	1			
** COUNTY TOTALS	1380	916	66.4	194	115	372	206	442	578	444	2	2			

----- C O L U M N L E G E N D -----

A:	D: CITY OF AVENAL (3) COUNCILMEMBER K. S. Bartholomew	G: CITY OF AVENAL (3) COUNCILMEMBER A. L. Cota	J:
B: CITY OF AVENAL (3) COUNCILMEMBER K. Jackson	E: CITY OF AVENAL (3) COUNCILMEMBER B. Masterson	H: CITY OF AVENAL (3) COUNCILMEMBER W. L. Woolley	K:
C: CITY OF AVENAL (3) COUNCILMEMBER J. Santino Jr.	F: CITY OF AVENAL (3) COUNCILMEMBER R. Morris Jr.	I: CITY OF AVENAL (3) COUNCILMEMBER Writein Votes	L:

Precinct	Voters	Trnout	Pct	A	B	C	D	E	F	G	H	I	J	K	L
20 AVENAL JUST COURT	900	517	57.4	117	68	207	123	232	327	245	0				
21 AVENAL HIGH SCH AUD	480	303	63.1	62	35	126	63	175	196	161	1				
20 AV AVENAL JUST COURT	0	67	0.0	8	10	19	16	21	32	25	1				
21 AV AVENAL HIGH SC AUD	0	29	0.0	7	2	20	4	14	23	13	0				
==> Precinct Totals	1380	820	59.4	179	103	333	186	407	523	406	1				
==> Absentee Totals	0	96	0.0	15	12	39	20	35	55	38	1				
==> Total Votes	1380	916	66.4	194	115	372	206	442	578	444	2				

----- C O L U M N L E G E N D -----

A:	D: CITY OF AVENAL (3) COUNCILMEMBER K. S. Bartholomew	G: CITY OF AVENAL (3) COUNCILMEMBER A. L. Cota	J:
B: CITY OF AVENAL (3) COUNCILMEMBER K. Jackson	E: CITY OF AVENAL (3) COUNCILMEMBER B. Masterson	H: CITY OF AVENAL (3) COUNCILMEMBER W. L. Woolley	K:
C: CITY OF AVENAL (3) COUNCILMEMBER J. Santino Jr.	F: CITY OF AVENAL (3) COUNCILMEMBER R. Morris Jr.	I: CITY OF AVENAL (3) COUNCILMEMBER Writein Votes	L:

R E C A P	Voters	Trnout	Pct	A	B	C	D	E	F	G	H	I	J	K	L
20TH CONGRESSIONAL DIST	1380	916	66.4		194	115	372	206	442	578	444				
16TH SENATE	1380	916	66.4		194	115	372	206	442	578	444				
30TH ASSEMBLY DISTRICT	1380	916	66.4		194	115	372	206	442	578	444				
SUPERVISOR DISTRICT 1	0	0	0.0		0	0	0	0	0	0	0				
ABSENTEE DISTRICT 1	0	0	0.0		0	0	0	0	0	0	0				
TOTAL DISTRICT 1	0	0	0.0		0	0	0	0	0	0	0				
SUPERVISOR DISTRICT 2	1380	820	59.4		179	103	333	186	407	523	406				
ABSENTEE DISTRICT 2	0	96	0.0		15	12	39	20	35	55	38				
TOTAL DISTRICT 2	1380	916	66.4		194	115	372	206	442	578	444				
SUPERVISOR DISTRICT 3	0	0	0.0		0	0	0	0	0	0	0				
ABSENTEE DISTRICT 3	0	0	0.0		0	0	0	0	0	0	0				
TOTAL DISTRICT 3	0	0	0.0		0	0	0	0	0	0	0				
SUPERVISOR DISTRICT 4	0	0	0.0		0	0	0	0	0	0	0				
ABSENTEE DISTRICT 4	0	0	0.0		0	0	0	0	0	0	0				
TOTAL DISTRICT 4	0	0	0.0		0	0	0	0	0	0	0				
SUPERVISOR DISTRICT 5	0	0	0.0		0	0	0	0	0	0	0				
ABSENTEE DISTRICT 5	0	0	0.0		0	0	0	0	0	0	0				
TOTAL DISTRICT 5	0	0	0.0		0	0	0	0	0	0	0				
CITY OF AVENAL	1380	820	59.4		179	103	333	186	407	523	406				
ABSENTEE VOTERS AVENAL	0	96	0.0		15	12	39	20	35	55	38				
TOTAL CITY OF AVENAL	1380	916	66.4		194	115	372	206	442	578	444				
CITY OF CORCORAN	0	0	0.0		0	0	0	0	0	0	0				
ABSENTEE VOTER CORCORAN	0	0	0.0		0	0	0	0	0	0	0				
TOTAL CITY OF CORCORAN	0	0	0.0		0	0	0	0	0	0	0				
CITY OF HANFORD	0	0	0.0		0	0	0	0	0	0	0				
ABSENTEE VOTER HANFORD	0	0	0.0		0	0	0	0	0	0	0				
TOTAL CITY OF HANFORD	0	0	0.0		0	0	0	0	0	0	0				
CITY OF LEMOORE	0	0	0.0		0	0	0	0	0	0	0				
ABSENTEE VOTER LEMOORE	0	0	0.0		0	0	0	0	0	0	0				
TOTAL CITY OF LEMOORE	0	0	0.0		0	0	0	0	0	0	0				

C O L U M N L E G E N D

A:	D: CITY OF AVENAL (3) COUNCILMEMBER K. S. Bartholomew	G: CITY OF AVENAL (3) COUNCILMEMBER A. L. Cota	J:
B: CITY OF AVENAL (3) COUNCILMEMBER K. Jackson	E: CITY OF AVENAL (3) COUNCILMEMBER B. Masterson	H: CITY OF AVENAL (3) COUNCILMEMBER W. L. Woolley	K:
C: CITY OF AVENAL (3) COUNCILMEMBER J. Santino Jr.	F: CITY OF AVENAL (3) COUNCILMEMBER R. Morris Jr.	I: CITY OF AVENAL (3) COUNCILMEMBER Writein Votes	L:

Precinct	Voters	Trnout	Pct	A	B	C	D	E	F	G	H	I	J	K	L
16 CORCORAN COUNCIL	1227	547	44.6		170	242	244	142	68	1					
17 1ST UNI METHODIST CH	841	539	64.1		115	299	329	102	47	3					
18 KATE BOSWELL SEN CTR	1251	482	38.5		122	236	238	140	48	0					
16 AV CORCORAN COUNCIL	0	271	0.0		188	50	32	178	6	0					
17 AV 1ST UNI METHODIST CH	0	131	0.0		60	50	60	54	9	0					
18 AV KATE BOSWELL SEN	0	364	0.0		255	54	30	265	6	0					
==> Precinct Totals	3319	1568	47.2		407	777	811	384	163	4					
==> Absentee Totals	0	766	0.0		503	154	122	497	21	0					
==> Total Votes	3319	2334	70.3		910	931	933	881	184	4					

C O L U M N L E G E N D

A:	D: CITY OF CORCORAN (2) COUNCILMEMBER J. Rachford	G: CITY OF CORCORAN (2) COUNCILMEMBER Writein Votes	J:
B: CITY OF CORCORAN (2) COUNCILMEMBER T. Baltierra	E: CITY OF CORCORAN (2) COUNCILMEMBER R. M. Lerma	H:	K:
C: CITY OF CORCORAN (2) COUNCILMEMBER T. Beltran	F: CITY OF CORCORAN (2) COUNCILMEMBER F. Mc Ghee	I:	L:

R E C A P	Voters	Trnout	Pct	A	B	C	D	E	F	G	H	I	J	K	L
20TH CONGRESSIONAL DIST	3319	2334	70.3		910	931	933	881	184	4					
16TH SENATE	3319	2334	70.3		910	931	933	881	184	4					
30TH ASSEMBLY DISTRICT	3319	2334	70.3		910	931	933	881	184	4					
SUPERVISOR DISTRICT 1	0	0	0.0		0	0	0	0	0	0					
ABSENTEE DISTRICT 1	0	0	0.0		0	0	0	0	0	0					
TOTAL DISTRICT 1	0	0	0.0		0	0	0	0	0	0					
SUPERVISOR DISTRICT 2	3319	1568	47.2		407	777	811	384	163	4					
ABSENTEE DISTRICT 2	0	766	0.0		503	154	122	497	21	0					
TOTAL DISTRICT 2	3319	2334	70.3		910	931	933	881	184	4					
SUPERVISOR DISTRICT 3	0	0	0.0		0	0	0	0	0	0					
ABSENTEE DISTRICT 3	0	0	0.0		0	0	0	0	0	0					
TOTAL DISTRICT 3	0	0	0.0		0	0	0	0	0	0					
SUPERVISOR DISTRICT 4	0	0	0.0		0	0	0	0	0	0					
ABSENTEE DISTRICT 4	0	0	0.0		0	0	0	0	0	0					
TOTAL DISTRICT 4	0	0	0.0		0	0	0	0	0	0					
SUPERVISOR DISTRICT 5	0	0	0.0		0	0	0	0	0	0					
ABSENTEE DISTRICT 5	0	0	0.0		0	0	0	0	0	0					
TOTAL DISTRICT 5	0	0	0.0		0	0	0	0	0	0					
CITY OF AVENAL	0	0	0.0		0	0	0	0	0	0					
ABSENTEE VOTERS AVENAL	0	0	0.0		0	0	0	0	0	0					
TOTAL CITY OF AVENAL	0	0	0.0		0	0	0	0	0	0					
CITY OF CORCORAN	3319	1568	47.2		407	777	811	384	163	4					
ABSENTEE VOTER CORCORAN	0	766	0.0		503	154	122	497	21	0					
TOTAL CITY OF CORCORAN	3319	2334	70.3		910	931	933	881	184	4					
CITY OF HANFORD	0	0	0.0		0	0	0	0	0	0					
ABSENTEE VOTER HANFORD	0	0	0.0		0	0	0	0	0	0					
TOTAL CITY OF HANFORD	0	0	0.0		0	0	0	0	0	0					
CITY OF LEMOORE	0	0	0.0		0	0	0	0	0	0					
ABSENTEE VOTER LEMOORE	0	0	0.0		0	0	0	0	0	0					
TOTAL CITY OF LEMOORE	0	0	0.0		0	0	0	0	0	0					

C O L U M N L E G E N D

A:	D: CITY OF CORCORAN (2) COUNCILMEMBER J. Rachford	G: CITY OF CORCORAN (2) COUNCILMEMBER Writein Votes	J:
B: CITY OF CORCORAN (2) COUNCILMEMBER T. Baltierra	E: CITY OF CORCORAN (2) COUNCILMEMBER R. M. Lerma	H:	K:
C: CITY OF CORCORAN (2) COUNCILMEMBER T. Beltran	F: CITY OF CORCORAN (2) COUNCILMEMBER F. Mc Ghee	I:	L:



R E C A P	Voters	Trnout	Pct	A	B	C	D	E	F	G	H	I	J	K	L
UNINCORPORATED	0	0	0.0	0	0	0	0	0	0	0	0	0	0	0	0
ABSENTEE VOTER UNINCORP	0	0	0.0	0	0	0	0	0	0	0	0	0	0	0	0
TOTAL UNINCORPORATED	0	0	0.0	0	0	0	0	0	0	0	0	0	0	0	0
COUNTY PRECINCT TOTAL	3319	1568	47.2	407	777	811	384	163	4						
COUNTY ABSENTEE TOTAL	0	766	0.0	503	154	122	497	21	0						
** COUNTY TOTALS	3319	2334	70.3	910	931	933	881	184	4						

C O L U M N L E G E N D

A:	D: CITY OF CORCORAN (2) COUNCILMEMBER J. Rachford	G: CITY OF CORCORAN (2) COUNCILMEMBER Writein Votes	J:
B: CITY OF CORCORAN (2) COUNCILMEMBER T. Baltierra	E: CITY OF CORCORAN (2) COUNCILMEMBER R. M. Lerma	H:	K:
C: CITY OF CORCORAN (2) COUNCILMEMBER T. Beltran	F: CITY OF CORCORAN (2) COUNCILMEMBER F. Mc Ghee	I:	L:

Precinct	Voters	Trnout	Pct	A	B	C	D	E	F	G	H	I	J	K	L
26 HANFORD HI PRES CTR	1145	766	66.9		379	435	335	10							
27 ST JAMES LUTHRN CH	1273	933	73.3		469	540	333	3							
28 1ST BAPTIST HALL	1621	1121	69.2		557	668	410	0							
29 MONROE SCH CAFETERIA	1009	672	66.6		322	361	265	3							
40 NEW AG BLDG MULTI RM	1259	829	65.8		403	479	311	1							
41 ROOSEVELT SCHOOL	1447	737	50.9		318	364	291	4							
42 HOWARD BREWSTER RESID	303	162	53.5		62	84	65	4							
43 CNTY ROAD SUP OFFICE	898	491	54.7		200	222	189	2							
44 LA HERMOSA ASSEM GOD	771	301	39.0		110	115	108	1							
62 EPISCOPAL CHURCH SAV	674	352	52.2		146	163	141	0							
63 HANFORD CIVIC AUD WST	973	598	61.5		262	252	260	2							
64 SACRED HEART HOSP CON	1069	616	57.6		285	289	241	0							
65 FRATERNAL HALL	949	595	62.7		235	290	261	2							
66 GLAD TIDINGS CHURCH	1666	1072	64.3		445	486	436	2							
1049 NO POLL - ABS PRE	3	3	100.0		1	2	0	0							
1060 NO POLL - ABS PRE	4	2	50.0		2	0	1	0							
1079 NO POLL - ABS PRE	10	8	80.0		1	6	5	0							
1081 NO POLL - ABS PRE	104	94	90.4		45	62	28	0							
1082 NO POLL - ABS PRE	59	56	94.9		27	36	18	3							
1083 NO POLL - ABS PRE	0	0	0.0		0	0	0	0							
1086 NO POLL - ABS PRE	4	1	25.0		0	1	1	0							
26 AV HANFORD HI PRES CT	0	137	0.0		77	92	60	0							
27 AV ST JAMES LUTHRN CH	0	123	0.0		74	68	57	0							
28 AV 1ST BAPT FEL HALL	0	208	0.0		120	131	91	3							
29 AV MONROE SCH CAFTRIA	0	162	0.0		93	106	60	0							
40 AV NW AG BLDG MULTI RM	0	176	0.0		97	109	72	2							
41 AV ROOSEVELT SCHOOL	0	167	0.0		84	64	61	0							
42 AV HOWARD BREWSTER RE	0	19	0.0		9	13	10	0							
43 AV CNTY ROAD SUP OFFI	0	77	0.0		34	29	46	0							
44 AV LA HERMOSA ASSEM	0	68	0.0		35	32	21	0							
62 AV EPISCOPAL CHURCH	0	62	0.0		34	34	26	0							
63 AV HANFORD CIVIC AUD	0	77	0.0		47	33	24	0							
64 AV SACRED HEART HOSP	0	133	0.0		65	61	57	0							
65 AV FRATERNAL HALL	0	72	0.0		30	37	32	1							
66 AV GLAD TIDINGS CHRCH	0	159	0.0		74	75	72	3							
==> Precinct Totals	15241	9409	61.7		4269	4855	3699	37							
==> Absentee Totals	0	1640	0.0		873	884	689	9							

C O L U M N L E G E N D

A:	D: CITY OF HANFORD (2) CONCILMEMBER M. S. Lowe	G:	J:
B: CITY OF HANFORD (2) CONCILMEMBER M. M. Buford	E: CITY OF HANFORD (2) CONCILMEMBER Writein Votes	H:	K:
C: CITY OF HANFORD (2) CONCILMEMBER S. Lakritz	F:	I:	L:

Precinct	Voters	Trnout	Pct	A	B	C	D	E	F	G	H	I	J	K	L
==> Total Votes	15241	11049	72.5		5142	5739	4388	46							

----- COLUMN LEGEND -----

A:	D: CITY OF HANFORD (2) CONCILMEMBER M. S. Lowe	G:	J:
B: CITY OF HANFORD (2) CONCILMEMBER M. M. Buford	E: CITY OF HANFORD (2) CONCILMEMBER Writein Votes	H:	K:
C: CITY OF HANFORD (2) CONCILMEMBER S. Lakritz	F:	I:	L:

R E C A P	Voters	Trnout	Pct	A	B	C	D	E	F	G	H	I	J	K	L
20TH CONGRESSIONAL DIST	15241	11049	72.5	5142	5739	4388	46								
16TH SENATE	15241	11049	72.5	5142	5739	4388	46								
30TH ASSEMBLY DISTRICT	15241	11049	72.5	5142	5739	4388	46								
SUPERVISOR DISTRICT 1	0	0	0.0	0	0	0	0	0	0	0	0	0	0	0	0
ABSENTEE DISTRICT 1	0	0	0.0	0	0	0	0	0	0	0	0	0	0	0	0
TOTAL DISTRICT 1	0	0	0.0	0	0	0	0	0	0	0	0	0	0	0	0
SUPERVISOR DISTRICT 2	0	0	0.0	0	0	0	0	0	0	0	0	0	0	0	0
ABSENTEE DISTRICT 2	0	0	0.0	0	0	0	0	0	0	0	0	0	0	0	0
TOTAL DISTRICT 2	0	0	0.0	0	0	0	0	0	0	0	0	0	0	0	0
SUPERVISOR DISTRICT 3	5107	3548	69.5	1754	2040	1361	19								
ABSENTEE DISTRICT 3	0	630	0.0	364	397	268	3								
TOTAL DISTRICT 3	5107	4178	81.8	2118	2437	1629	22								
SUPERVISOR DISTRICT 4	4685	2525	53.9	1096	1266	965	12								
ABSENTEE DISTRICT 4	0	507	0.0	259	247	210	2								
TOTAL DISTRICT 4	4685	3032	64.7	1355	1513	1175	14								
SUPERVISOR DISTRICT 5	5449	3336	61.2	1419	1549	1373	6								
ABSENTEE DISTRICT 5	0	503	0.0	250	240	211	4								
TOTAL DISTRICT 5	5449	3839	70.5	1669	1789	1584	10								
CITY OF AVENAL	0	0	0.0	0	0	0	0	0	0	0	0	0	0	0	0
ABSENTEE VOTERS AVENAL	0	0	0.0	0	0	0	0	0	0	0	0	0	0	0	0
TOTAL CITY OF AVENAL	0	0	0.0	0	0	0	0	0	0	0	0	0	0	0	0
CITY OF CORCORAN	0	0	0.0	0	0	0	0	0	0	0	0	0	0	0	0
ABSENTEE VOTER CORCORAN	0	0	0.0	0	0	0	0	0	0	0	0	0	0	0	0
TOTAL CITY OF CORCORAN	0	0	0.0	0	0	0	0	0	0	0	0	0	0	0	0
CITY OF HANFORD	15241	9409	61.7	4269	4855	3699	37								
ABSENTEE VOTER HANFORD	0	1640	0.0	873	884	689	9								
TOTAL CITY OF HANFORD	15241	11049	72.5	5142	5739	4388	46								
CITY OF LEMOORE	0	0	0.0	0	0	0	0	0	0	0	0	0	0	0	0
ABSENTEE VOTER LEMOORE	0	0	0.0	0	0	0	0	0	0	0	0	0	0	0	0
TOTAL CITY OF LEMOORE	0	0	0.0	0	0	0	0	0	0	0	0	0	0	0	0

----- C O L U M N L E G E N D -----

A:	D: CITY OF HANFORD (2) CONCILMEMBER M. S. Lowe	G:	J:
B: CITY OF HANFORD (2) CONCILMEMBER M. M. Buford	E: CITY OF HANFORD (2) CONCILMEMBER Writein Votes	H:	K:
C: CITY OF HANFORD (2) CONCILMEMBER S. Lakritz	F:	I:	L:

Precinct	Voters	Trnout	Pct	A	B	C	D	E	F	G	H	I	J	K	L
01 LEMOORE PRESB CHRUCH	1446	821	56.8		275	376	244	359	359	7					
02 LEM ELEM SCH LIBRARY	887	588	66.3		251	312	165	268	315	3					
03 FIRST BAPTIST CHURCH	1306	907	69.4		378	472	325	403	391	7					
32 MEADOW LN SCH LIBRARY	1789	1008	56.3		424	509	373	455	388	5					
1011 NO POLL - ABS PRE	0	0	0.0		0	0	0	0	0	0					
1012 NO POLL - ABS PRE	0	0	0.0		0	0	0	0	0	0					
1013 NO POLL - ABS PRE	38	34	89.5		17	16	8	19	14	0					
01 AV LEM PRESB CHURCH	0	133	0.0		54	67	40	57	75	0					
02 AV LEM ELEM SCH LIBR	0	95	0.0		42	58	22	50	57	0					
03 AV 1ST BAPTIST CHURCH	0	139	0.0		64	82	48	77	69	0					
32 AV MEADOW LN SCH LIBR	0	221	0.0		102	129	79	107	107	3					
==> Precinct Totals	5466	3358	61.4		1345	1685	1115	1504	1467	22					
==> Absentee Totals	0	588	0.0		262	336	189	291	308	3					
==> Total Votes	5466	3946	72.2		1607	2021	1304	1795	1775	25					

C O L U M N L E G E N D

A:	D: CITY OF LEMOORE (3) COUNCILMEMBER E. Grass	G: CITY OF LEMOORE (3) COUNCILMEMBER Writein Votes	J:
B: CITY OF LEMOORE (3) COUNCILMEMBER J. Salyer	E: CITY OF LEMOORE (3) COUNCILMEMBER J. W. Luis	H:	K:
C: CITY OF LEMOORE (3) COUNCILMEMBER D. Simas	F: CITY OF LEMOORE (3) COUNCILMEMBER E. Martin	I:	L:

R E C A P	Voters	Trnout	Pct	A	B	C	D	E	F	G	H	I	J	K	L
20TH CONGRESSIONAL DIST	5466	3946	72.2	1607	2021	1304	1795	1775	25						
16TH SENATE	5466	3946	72.2	1607	2021	1304	1795	1775	25						
30TH ASSEMBLY DISTRICT	5466	3946	72.2	1607	2021	1304	1795	1775	25						
SUPERVISOR DISTRICT 1	3677	2350	63.9	921	1176	742	1049	1079	17						
ABSENTEE DISTRICT 1	0	367	0.0	160	207	110	184	201	0						
TOTAL DISTRICT 1	3677	2717	73.9	1081	1383	852	1233	1280	17						
SUPERVISOR DISTRICT 2	0	0	0.0	0	0	0	0	0	0						
ABSENTEE DISTRICT 2	0	0	0.0	0	0	0	0	0	0						
TOTAL DISTRICT 2	0	0	0.0	0	0	0	0	0	0						
SUPERVISOR DISTRICT 3	1789	1008	56.3	424	509	373	455	388	5						
ABSENTEE DISTRICT 3	0	221	0.0	102	129	79	107	107	3						
TOTAL DISTRICT 3	1789	1229	68.7	526	638	452	562	495	8						
SUPERVISOR DISTRICT 4	0	0	0.0	0	0	0	0	0	0						
ABSENTEE DISTRICT 4	0	0	0.0	0	0	0	0	0	0						
TOTAL DISTRICT 4	0	0	0.0	0	0	0	0	0	0						
SUPERVISOR DISTRICT 5	0	0	0.0	0	0	0	0	0	0						
ABSENTEE DISTRICT 5	0	0	0.0	0	0	0	0	0	0						
TOTAL DISTRICT 5	0	0	0.0	0	0	0	0	0	0						
CITY OF AVENAL	0	0	0.0	0	0	0	0	0	0						
ABSENTEE VOTERS AVENAL	0	0	0.0	0	0	0	0	0	0						
TOTAL CITY OF AVENAL	0	0	0.0	0	0	0	0	0	0						
CITY OF CORCORAN	0	0	0.0	0	0	0	0	0	0						
ABSENTEE VOTER CORCORAN	0	0	0.0	0	0	0	0	0	0						
TOTAL CITY OF CORCORAN	0	0	0.0	0	0	0	0	0	0						
CITY OF HANFORD	0	0	0.0	0	0	0	0	0	0						
ABSENTEE VOTER HANFORD	0	0	0.0	0	0	0	0	0	0						
TOTAL CITY OF HANFORD	0	0	0.0	0	0	0	0	0	0						
CITY OF LEMOORE	5466	3358	61.4	1345	1685	1115	1504	1467	22						
ABSENTEE VOTER LEMOORE	0	588	0.0	262	336	189	291	308	3						
TOTAL CITY OF LEMOORE	5466	3946	72.2	1607	2021	1304	1795	1775	25						

C O L U M N L E G E N D

A:	D: CITY OF LEMOORE (3) COUNCILMEMBER E. Grass	G: CITY OF LEMOORE (3) COUNCILMEMBER Writein Votes	J:
B: CITY OF LEMOORE (3) COUNCILMEMBER J. Salyer	E: CITY OF LEMOORE (3) COUNCILMEMBER J. W. Luis	H:	K:
C: CITY OF LEMOORE (3) COUNCILMEMBER D. Simas	F: CITY OF LEMOORE (3) COUNCILMEMBER E. Martin	I:	L:

R E C A P	Voters	Trnout	Pct	A	B	C	D	E	F	G	H	I	J	K	L
UNINCORPORATED	0	0	0.0	0	0	0	0	0	0	0	0	0	0	0	0
ABSENTEE VOTER UNINCORP	0	0	0.0	0	0	0	0	0	0	0	0	0	0	0	0
TOTAL UNINCORPORATED	0	0	0.0	0	0	0	0	0	0	0	0	0	0	0	0
COUNTY PRECINCT TOTAL	5466	3358	61.4	1345	1685	1115	1504	1467	22						
COUNTY ABSENTEE TOTAL	0	588	0.0	262	336	189	291	308	3						
** COUNTY TOTALS	5466	3946	72.2	1607	2021	1304	1795	1775	25						

----- C O L U M N L E G E N D -----

- A: D: CITY OF LEMOORE (3)  
COUNCILMEMBER  
E. Grass
- B: CITY OF LEMOORE (3)  
COUNCILMEMBER  
J. Salyer
- C: CITY OF LEMOORE (3)  
COUNCILMEMBER  
D. Simas
- G: CITY OF LEMOORE (3)  
COUNCILMEMBER  
Writein Votes
- H: J: K: L:

R E C A P	Voters	Trnout	Pct	A	B	C	D	E	F	G	H	I	J	K	L
UNINCORPORATED	0	0	0.0	0	0	0	0	0	0	0	0	0	0	0	0
ABSENTEE VOTER UNINCORP	0	0	0.0	0	0	0	0	0	0	0	0	0	0	0	0
TOTAL UNINCORPORATED	0	0	0.0	0	0	0	0	0	0	0	0	0	0	0	0
COUNTY PRECINCT TOTAL	15241	9409	61.7	4269	4855	3699	37								
COUNTY ABSENTEE TOTAL	0	1640	0.0	873	884	689	9								
** COUNTY TOTALS	15241	11049	72.5	5142	5739	4388	46								

----- C O L U M N L E G E N D -----

A:	D: CITY OF HANFORD (2) CONCILERMEMBER M. S. Lowe	G:	J:
B: CITY OF HANFORD (2) CONCILERMEMBER M. M. Buford	E: CITY OF HANFORD (2) CONCILERMEMBER Writein Votes	H:	K:
C: CITY OF HANFORD (2) CONCILERMEMBER S. Lakritz	F:	I:	L:



Precinct	Voters	Trnout	Pct	A	B	C	D	E	F	G	H	I	J	K	L
42 HOWARD BREWSTER RESID	303	162	53.5		85	75	62	1							
47 ARMONA FIRE STATION	1009	630	62.4		348	344	197	4							
48 ARMONA SENIOR CENTER	773	498	64.4		251	267	164	5							
1057 NO POLL - ABS PRE	10	7	70.0		5	5	1	0							
1060 NO POLL - ABS PRE	4	2	50.0		1	1	1	0							
42 AV HOWARD BREWSTER RE	0	19	0.0		9	14	9	0							
47 AV ARMONA FIRE STATN	0	113	0.0		65	62	32	0							
48 AV ARMONA SENIOR CNTR	0	34	0.0		18	18	14	0							
==> Precinct Totals	2099	1299	61.9		690	692	425	10							
==> Absentee Totals	0	166	0.0		92	94	55	0							
==> Total Votes	2099	1465	69.8		782	786	480	10							

----- COLUMN LEGEND -----

A:	D: ARMONA SCHOOL DIST (2) GOVERNING BOARD MEMBER B. Cochran	G:	J:
B: ARMONA SCHOOL DIST (2) GOVERNING BOARD MEMBER E. Brixey	E: ARMONA SCHOOL DIST (2) GOVERNING BOARD MEMBER Writein Votes	H:	K:
C: ARMONA SCHOOL DIST (2) GOVERNING BOARD MEMBER J. D. Kilner	F:	I:	L:

R E C A P	Voters	Trnout	Pct	A	B	C	D	E	F	G	H	I	J	K	L
20TH CONGRESSIONAL DIST	2099	1465	69.8	782	786	480	10								
16TH SENATE	2099	1465	69.8	782	786	480	10								
30TH ASSEMBLY DISTRICT	2099	1465	69.8	782	786	480	10								
SUPERVISOR DISTRICT 1	0	0	0.0	0	0	0	0								
ABSENTEE DISTRICT 1	0	0	0.0	0	0	0	0								
TOTAL DISTRICT 1	0	0	0.0	0	0	0	0								
SUPERVISOR DISTRICT 2	0	0	0.0	0	0	0	0								
ABSENTEE DISTRICT 2	0	0	0.0	0	0	0	0								
TOTAL DISTRICT 2	0	0	0.0	0	0	0	0								
SUPERVISOR DISTRICT 3	0	0	0.0	0	0	0	0								
ABSENTEE DISTRICT 3	0	0	0.0	0	0	0	0								
TOTAL DISTRICT 3	0	0	0.0	0	0	0	0								
SUPERVISOR DISTRICT 4	2099	1299	61.9	690	692	425	10								
ABSENTEE DISTRICT 4	0	166	0.0	92	94	55	0								
TOTAL DISTRICT 4	2099	1465	69.8	782	786	480	10								
SUPERVISOR DISTRICT 5	0	0	0.0	0	0	0	0								
ABSENTEE DISTRICT 5	0	0	0.0	0	0	0	0								
TOTAL DISTRICT 5	0	0	0.0	0	0	0	0								
CITY OF AVENAL	0	0	0.0	0	0	0	0								
ABSENTEE VOTERS AVENAL	0	0	0.0	0	0	0	0								
TOTAL CITY OF AVENAL	0	0	0.0	0	0	0	0								
CITY OF CORCORAN	0	0	0.0	0	0	0	0								
ABSENTEE VOTER CORCORAN	0	0	0.0	0	0	0	0								
TOTAL CITY OF CORCORAN	0	0	0.0	0	0	0	0								
CITY OF HANFORD	307	164	53.4	86	76	63	1								
ABSENTEE VOTER HANFORD	0	19	0.0	9	14	9	0								
TOTAL CITY OF HANFORD	307	183	59.6	95	90	72	1								
CITY OF LEMOORE	0	0	0.0	0	0	0	0								
ABSENTEE VOTER LEMOORE	0	0	0.0	0	0	0	0								
TOTAL CITY OF LEMOORE	0	0	0.0	0	0	0	0								

C O L U M N L E G E N D

A:	D: ARMONA SCHOOL DIST (2) GOVERNING BOARD MEMBER B. Cochran	G:	J:
B: ARMONA SCHOOL DIST (2) GOVERNING BOARD MEMBER E. Brixey	E: ARMONA SCHOOL DIST (2) GOVERNING BOARD MEMBER Writein Votes	H:	K:
C: ARMONA SCHOOL DIST (2) GOVERNING BOARD MEMBER J. D. Kilner	F:	I:	L:

R E C A P	Voters	Trnout	Pct	A	B	C	D	E	F	G	H	I	J	K	L
UNINCORPORATED	1792	1135	63.3		604	616	362	9							
ABSENTEE VOTER UNINCORP	0	147	0.0		83	80	46	0							
TOTAL UNINCORPORATED	1792	1282	71.5		687	696	408	9							
COUNTY PRECINCT TOTAL	2099	1299	61.9		690	692	425	10							
COUNTY ABSENTEE TOTAL	0	166	0.0		92	94	55	0							
** COUNTY TOTALS	2099	1465	69.8		782	786	480	10							

----- COLUMN LEGEND -----

- A: ARMONA SCHOOL DIST (2)  
GOVERNING BOARD MEMBER  
E. Brixey
- B: ARMONA SCHOOL DIST (2)  
GOVERNING BOARD MEMBER  
E. Brixey
- C: ARMONA SCHOOL DIST (2)  
GOVERNING BOARD MEMBER  
J. D. Kilner
- D: ARMONA SCHOOL DIST (2)  
GOVERNING BOARD MEMBER  
B. Cochran
- E: ARMONA SCHOOL DIST (2)  
GOVERNING BOARD MEMBER  
Writein Votes
- F:
- G:
- H:
- I:
- J:
- K:
- L:

Precinct	Voters	Trnout	Pct	A	B	C	D	E	F	G	H	I	J	K	L
16 CORCORAN COUNCIL	1227	547	44.6	117	227	166	1								
17 1ST UNI METHODIST CH	841	539	64.1	71	277	169	0								
18 KATE BOSWELL SEN CTR	1251	482	38.5	119	224	104	2								
19 CORCORAN IRR DIST	797	342	42.9	110	118	83	0								
1058 NO POLL - ABS PRE	1	1	100.0	1	0	0	0								
1078 NO POLL - ABS PRE	21	17	81.0	1	9	5	0								
16 AV CORCORAN COUNCIL	0	271	0.0	170	54	34	0								
17 AV 1ST UNI METHODST CH	0	131	0.0	47	48	28	0								
18 AV KATE BOSWELL SEN	0	364	0.0	260	49	41	2								
19 AV CORCORAN IRR DIST	0	134	0.0	75	27	23	1								
==> Precinct Totals	4138	1928	46.6	419	855	527	3								
==> Absentee Totals	0	900	0.0	552	178	126	3								
==> Total Votes	4138	2828	68.3	971	1033	653	6								

C O L U M N L E G E N D

A:	D: COLLEGE OF SEQUOIAS (WARD 4) GOVERNING BOARD D. Corley	G:	J:
B: COLLEGE OF SEQUOIAS (WARD 4) GOVERNING BOARD E. Banales	E: COLLEGE OF SEQUOIAS (WARD 4) GOVERNING BOARD Writein Votes	H:	K:
C: COLLEGE OF SEQUOIAS (WARD 4) GOVERNING BOARD R. A. Layman	F:	I:	L:

R E C A P	Voters	Trnout	Pct	A	B	C	D	E	F	G	H	I	J	K	L
20TH CONGRESSIONAL DIST	4138	2828	68.3	971	1033	653	6								
16TH SENATE	4138	2828	68.3	971	1033	653	6								
30TH ASSEMBLY DISTRICT	4138	2828	68.3	971	1033	653	6								
SUPERVISOR DISTRICT 1	0	0	0.0	0	0	0	0	0	0	0	0	0	0	0	0
ABSENTEE DISTRICT 1	0	0	0.0	0	0	0	0	0	0	0	0	0	0	0	0
TOTAL DISTRICT 1	0	0	0.0	0	0	0	0	0	0	0	0	0	0	0	0
SUPERVISOR DISTRICT 2	4116	1910	46.4	417	846	522	3								
ABSENTEE DISTRICT 2	0	900	0.0	552	178	126	3								
TOTAL DISTRICT 2	4116	2810	68.3	969	1024	648	6								
SUPERVISOR DISTRICT 3	0	0	0.0	0	0	0	0	0	0	0	0	0	0	0	0
ABSENTEE DISTRICT 3	0	0	0.0	0	0	0	0	0	0	0	0	0	0	0	0
TOTAL DISTRICT 3	0	0	0.0	0	0	0	0	0	0	0	0	0	0	0	0
SUPERVISOR DISTRICT 4	1	1	100.0	1	0	0	0	0	0	0	0	0	0	0	0
ABSENTEE DISTRICT 4	0	0	0.0	0	0	0	0	0	0	0	0	0	0	0	0
TOTAL DISTRICT 4	1	1	100.0	1	0	0	0	0	0	0	0	0	0	0	0
SUPERVISOR DISTRICT 5	21	17	81.0	1	9	5	0								
ABSENTEE DISTRICT 5	0	0	0.0	0	0	0	0	0	0	0	0	0	0	0	0
TOTAL DISTRICT 5	21	17	81.0	1	9	5	0								
CITY OF AVENAL	0	0	0.0	0	0	0	0	0	0	0	0	0	0	0	0
ABSENTEE VOTERS AVENAL	0	0	0.0	0	0	0	0	0	0	0	0	0	0	0	0
TOTAL CITY OF AVENAL	0	0	0.0	0	0	0	0	0	0	0	0	0	0	0	0
CITY OF CORCORAN	3319	1568	47.2	307	728	439	3								
ABSENTEE VOTER CORCORAN	0	766	0.0	477	151	103	2								
TOTAL CITY OF CORCORAN	3319	2334	70.3	784	879	542	5								
CITY OF HANFORD	0	0	0.0	0	0	0	0	0	0	0	0	0	0	0	0
ABSENTEE VOTER HANFORD	0	0	0.0	0	0	0	0	0	0	0	0	0	0	0	0
TOTAL CITY OF HANFORD	0	0	0.0	0	0	0	0	0	0	0	0	0	0	0	0
CITY OF LEMOORE	0	0	0.0	0	0	0	0	0	0	0	0	0	0	0	0
ABSENTEE VOTER LEMOORE	0	0	0.0	0	0	0	0	0	0	0	0	0	0	0	0
TOTAL CITY OF LEMOORE	0	0	0.0	0	0	0	0	0	0	0	0	0	0	0	0

C O L U M N L E G E N D

A:	D: COLLEGE OF SEQUOIAS (WARD 4) GOVERNING BOARD D. Corley	G:	J:
B: COLLEGE OF SEQUOIAS (WARD 4) GOVERNING BOARD E. Banales	E: COLLEGE OF SEQUOIAS (WARD 4) GOVERNING BOARD Writein Votes	H:	K:
C: COLLEGE OF SEQUOIAS (WARD 4) GOVERNING BOARD R. A. Layman	F:	I:	L:

R E C A P	Voters	Trnout	Pct	A	B	C	D	E	F	G	H	I	J	K	L
UNINCORPORATED	819	360	44.0	112	127	88	0								
ABSENTEE VOTER UNINCORP	0	134	0.0	75	27	23	1								
TOTAL UNINCORPORATED	819	494	60.3	187	154	111	1								
COUNTY PRECINCT TOTAL	4138	1928	46.6	419	855	527	3								
COUNTY ABSENTEE TOTAL	0	900	0.0	552	178	126	3								
** COUNTY TOTALS	4138	2828	68.3	971	1033	653	6								

----- C O L U M N L E G E N D -----

- A: COLLEGE OF SEQUOIAS  
(WARD 4) GOVERNING BOARD  
E. Banales
- B: COLLEGE OF SEQUOIAS  
(WARD 4) GOVERNING BOARD  
E. Banales
- C: COLLEGE OF SEQUOIAS  
(WARD 4) GOVERNING BOARD  
R. A. Laymen
- D: COLLEGE OF SEQUOIAS  
(WARD 4) GOVERNING BOARD  
D. Corley
- E: COLLEGE OF SEQUOIAS  
(WARD 4) GOVERNING BOARD  
Writein Votes
- F:
- G:
- H:
- I:
- J:
- K:
- L:

Precinct	Voters	Trnout	Pct	A	B	C	D	E	F	G	H	I	J	K	L
16 CORCORAN COUNCIL	1227	547	44.6		112	152	352	256	3						
17 1ST UNI METHODIST CH	841	539	64.1		124	111	416	279	6						
18 KATE BOSWELL SEN CTR	1251	482	38.5		110	122	295	244	0						
19 CORCORAN IRR DIST	797	342	42.9		82	109	169	115	7						
1058 NO POLL - ABS PRE	1	1	100.0		1	1	0	0	0						
1078 NO POLL - ABS PRE	21	17	81.0		4	5	15	5	0						
16 AV CORCORAN COUNCIL	0	271	0.0		33	127	92	163	0						
17 AV 1ST UNI METHODST CH	0	131	0.0		31	59	71	76	2						
18 AV KATE BOSWELL SEN	0	364	0.0		31	203	86	198	1						
19 AV CORCORAN IRR DIST	0	134	0.0		13	66	44	66	0						
==> Precinct Totals	4138	1928	46.6		433	500	1247	899	16						
==> Absentee Totals	0	900	0.0		108	455	293	503	3						
==> Total Votes	4138	2828	68.3		541	955	1540	1402	19						

----- COLUMN LEGEND -----

- A: CORCORAN UNIFIED SCH (2)  
GOVERNING BOARD MEMBER  
M. Hammond
- B: CORCORAN UNIFIED SCH (2)  
GOVERNING BOARD MEMBER  
S. Sawtelle
- C: CORCORAN UNIFIED SCH (2)  
GOVERNING BOARD MEMBER  
V. G. Banales
- D: CORCORAN UNIFIED SCH (2)  
GOVERNING BOARD MEMBER  
M. Hammond
- E: CORCORAN UNIFIED SCH (2)  
GOVERNING BOARD MEMBER  
S. Palmerin
- F: CORCORAN UNIFIED SCH (2)  
GOVERNING BOARD MEMBER  
Writein Votes
- J:
- K:
- L:

R E C A P	Voters	Trnout	Pct	A	B	C	D	E	F	G	H	I	J	K	L
20TH CONGRESSIONAL DIST	4138	2828	68.3	541	955	1540	1402	19							
16TH SENATE	4138	2828	68.3	541	955	1540	1402	19							
30TH ASSEMBLY DISTRICT	4138	2828	68.3	541	955	1540	1402	19							
SUPERVISOR DISTRICT 1	0	0	0.0	0	0	0	0	0	0	0	0	0	0	0	0
ABSENTEE DISTRICT 1	0	0	0.0	0	0	0	0	0	0	0	0	0	0	0	0
TOTAL DISTRICT 1	0	0	0.0	0	0	0	0	0	0	0	0	0	0	0	0
SUPERVISOR DISTRICT 2	4116	1910	46.4	428	494	1232	894	16							
ABSENTEE DISTRICT 2	0	900	0.0	108	455	293	503	3							
TOTAL DISTRICT 2	4116	2810	68.3	536	949	1525	1397	19							
SUPERVISOR DISTRICT 3	0	0	0.0	0	0	0	0	0	0	0	0	0	0	0	0
ABSENTEE DISTRICT 3	0	0	0.0	0	0	0	0	0	0	0	0	0	0	0	0
TOTAL DISTRICT 3	0	0	0.0	0	0	0	0	0	0	0	0	0	0	0	0
SUPERVISOR DISTRICT 4	1	1	100.0	1	1	1	1	0	0	0	0	0	0	0	0
ABSENTEE DISTRICT 4	0	0	0.0	0	0	0	0	0	0	0	0	0	0	0	0
TOTAL DISTRICT 4	1	1	100.0	1	1	1	1	0	0	0	0	0	0	0	0
SUPERVISOR DISTRICT 5	21	17	81.0	4	5	15	5	5	0	0	0	0	0	0	0
ABSENTEE DISTRICT 5	0	0	0.0	0	0	0	0	0	0	0	0	0	0	0	0
TOTAL DISTRICT 5	21	17	81.0	4	5	15	5	5	0	0	0	0	0	0	0
CITY OF AVENAL	0	0	0.0	0	0	0	0	0	0	0	0	0	0	0	0
ABSENTEE VOTERS AVENAL	0	0	0.0	0	0	0	0	0	0	0	0	0	0	0	0
TOTAL CITY OF AVENAL	0	0	0.0	0	0	0	0	0	0	0	0	0	0	0	0
CITY OF CORCORAN	3319	1568	47.2	346	385	1063	779	9							
ABSENTEE VOTER CORCORAN	0	766	0.0	95	389	249	437	3							
TOTAL CITY OF CORCORAN	3319	2334	70.3	441	774	1312	1216	12							
CITY OF HANFORD	0	0	0.0	0	0	0	0	0	0	0	0	0	0	0	0
ABSENTEE VOTER HANFORD	0	0	0.0	0	0	0	0	0	0	0	0	0	0	0	0
TOTAL CITY OF HANFORD	0	0	0.0	0	0	0	0	0	0	0	0	0	0	0	0
CITY OF LEMOORE	0	0	0.0	0	0	0	0	0	0	0	0	0	0	0	0
ABSENTEE VOTER LEMOORE	0	0	0.0	0	0	0	0	0	0	0	0	0	0	0	0
TOTAL CITY OF LEMOORE	0	0	0.0	0	0	0	0	0	0	0	0	0	0	0	0

C O L U M N L E G E N D

A:	D: CORCORAN UNIFIED SCH (2) GOVERNING BOARD MEMBER M. Hammond	G:	J:
B: CORCORAN UNIFIED SCH (2) GOVERNING BOARD MEMBER B. Sawtelle	E: CORCORAN UNIFIED SCH (2) GOVERNING BOARD MEMBER S. Palmerin	H:	K:
C: CORCORAN UNIFIED SCH (2) GOVERNING BOARD MEMBER V. G. Banales	F: CORCORAN UNIFIED SCH (2) GOVERNING BOARD MEMBER Writein Votes	I:	L:



R E C A P	Voters	Trnout	Pct	A	B	C	D	E	F	G	H	I	J	K	L
UNINCORPORATED	819	360	44.0		87	115	184	120	7						
ABSENTEE VOTER UNINCORP	0	134	0.0		13	66	44	66	0						
TOTAL UNINCORPORATED	819	494	60.3		100	181	228	186	7						
COUNTY PRECINCT TOTAL	4138	1928	46.6		433	500	1247	899	16						
COUNTY ABSENTEE TOTAL	0	900	0.0		108	455	293	503	3						
** COUNTY TOTALS	4138	2828	68.3		541	955	1540	1402	19						

C O L U M N L E G E N D

- A: D: CORCORAN UNIFIED SCH (2)  
GOVERNING BOARD MEMBER  
M. Hammond
- B: CORCORAN UNIFIED SCH (2)  
GOVERNING BOARD MEMBER  
B. Sawtelle
- C: CORCORAN UNIFIED SCH (2)  
GOVERNING BOARD MEMBER  
V. G. Banales
- E: CORCORAN UNIFIED SCH (2)  
GOVERNING BOARD MEMBER  
S. Palmerin
- F: CORCORAN UNIFIED SCH (2)  
GOVERNING BOARD MEMBER  
Writein Votes
- J: K: L:

Precinct	Voters	Trnout	Pct	A	B	C	D	E	F	G	H	I	J	K	L
1080 NO POLL - ABS PRE	131	108	82.4		53	40	82	0							
==> Precinct Totals	131	108	82.4		53	40	82	0							
==> Absentee Totals	0	0	0.0		0	0	0	0							
==> Total Votes	131	108	82.4		53	40	82	0							

----- COLUMN LEGEND -----

- A: DELTA VIEW UNION SCH (2)  
GOVERNING BOARD MEMBER  
K. E. Rhoades
- B: DELTA VIEW UNION SCH (2)  
GOVERNING BOARD MEMBER  
K. E. Rhoades
- C: DELTA VIEW UNION SCH (2)  
GOVERNING BOARD MEMBER  
H. Horie
- D: DELTA VIEW UNION SCH (2)  
GOVERNING BOARD MEMBER  
G. O. Dias Jr.
- E: DELTA VIEW UNION SCH (2)  
GOVERNING BOARD MEMBER  
Writein Votes
- F:
- G:
- H:
- I:
- J:
- K:
- L:

R E C A P	Voters	Trnout	Pct	A	B	C	D	E	F	G	H	I	J	K	L
20TH CONGRESSIONAL DIST	131	108	82.4	53	40	82	0								
16TH SENATE	131	108	82.4	53	40	82	0								
30TH ASSEMBLY DISTRICT	131	108	82.4	53	40	82	0								
SUPERVISOR DISTRICT 1	0	0	0.0	0	0	0	0								
ABSENTEE DISTRICT 1	0	0	0.0	0	0	0	0								
TOTAL DISTRICT 1	0	0	0.0	0	0	0	0								
SUPERVISOR DISTRICT 2	0	0	0.0	0	0	0	0								
ABSENTEE DISTRICT 2	0	0	0.0	0	0	0	0								
TOTAL DISTRICT 2	0	0	0.0	0	0	0	0								
SUPERVISOR DISTRICT 3	0	0	0.0	0	0	0	0								
ABSENTEE DISTRICT 3	0	0	0.0	0	0	0	0								
TOTAL DISTRICT 3	0	0	0.0	0	0	0	0								
SUPERVISOR DISTRICT 4	0	0	0.0	0	0	0	0								
ABSENTEE DISTRICT 4	0	0	0.0	0	0	0	0								
TOTAL DISTRICT 4	0	0	0.0	0	0	0	0								
SUPERVISOR DISTRICT 5	131	108	82.4	53	40	82	0								
ABSENTEE DISTRICT 5	0	0	0.0	0	0	0	0								
TOTAL DISTRICT 5	131	108	82.4	53	40	82	0								
CITY OF AVENAL	0	0	0.0	0	0	0	0								
ABSENTEE VOTERS AVENAL	0	0	0.0	0	0	0	0								
TOTAL CITY OF AVENAL	0	0	0.0	0	0	0	0								
CITY OF CORCORAN	0	0	0.0	0	0	0	0								
ABSENTEE VOTER CORCORAN	0	0	0.0	0	0	0	0								
TOTAL CITY OF CORCORAN	0	0	0.0	0	0	0	0								
CITY OF HANFORD	0	0	0.0	0	0	0	0								
ABSENTEE VOTER HANFORD	0	0	0.0	0	0	0	0								
TOTAL CITY OF HANFORD	0	0	0.0	0	0	0	0								
CITY OF LEMOORE	0	0	0.0	0	0	0	0								
ABSENTEE VOTER LEMOORE	0	0	0.0	0	0	0	0								
TOTAL CITY OF LEMOORE	0	0	0.0	0	0	0	0								

----- C O L U M N L E G E N D -----

- A: DELTA VIEW UNION SCH (2)  
GOVERNING BOARD MEMBER  
G. O. Dias Jr.
- B: DELTA VIEW UNION SCH (2)  
GOVERNING BOARD MEMBER  
K. E. Rhoades
- C: DELTA VIEW UNION SCH (2)  
GOVERNING BOARD MEMBER  
H. Horie
- D: DELTA VIEW UNION SCH (2)  
GOVERNING BOARD MEMBER  
G. O. Dias Jr.
- E: DELTA VIEW UNION SCH (2)  
GOVERNING BOARD MEMBER  
Writein Votes
- F:
- G:
- H:
- I:
- J:
- K:
- L:

R E C A P	Voters	Trnout	Pct	A	B	C	D	E	F	G	H	I	J	K	L
UNINCORPORATED	131	108	82.4		53	40	82	0							
ABSENTEE VOTER UNINCORP	0	0	0.0		0	0	0	0							
TOTAL UNINCORPORATED	131	108	82.4		53	40	82	0							
COUNTY PRECINCT TOTAL	131	108	82.4		53	40	82	0							
COUNTY ABSENTEE TOTAL	0	0	0.0		0	0	0	0							
** COUNTY TOTALS	131	108	82.4		53	40	82	0							

----- COLUMN LEGEND -----

- A:
- D: DELTA VIEW UNION SCH (2)  
GOVERNING BOARD MEMBER  
G. O. Dias Jr.
- E: DELTA VIEW UNION SCH (2)  
GOVERNING BOARD MEMBER  
Writein Votes
- F:
- G:
- H:
- I:
- J:
- K:
- L:

B: DELTA VIEW UNION SCH (2)  
GOVERNING BOARD MEMBER  
K. E. Rhoades

C: DELTA VIEW UNION SCH (2)  
GOVERNING BOARD MEMBER  
H. Horie

Precinct	Voters	Trnout	Pct	A	B	C	D	E	F	G	H	I	J	K	L
27 ST JAMES LUTHRN CH	1273	933	73.3	573	428	291	208	1							
28 1ST BAPTIST HALL	1621	1121	69.2	694	531	342	241	3							
29 MONROE SCH CAFETERIA	1009	672	66.6	425	337	191	128	0							
40 NEW AG BLDG MULTI RM	1259	829	65.8	490	362	259	182	6							
41 ROOSEVELT SCHOOL	1447	737	50.9	405	283	240	175	2							
43 CNTY ROAD SUP OFFICE	898	491	54.7	241	167	153	151	4							
44 LA HERMOSA ASSEM GOD	771	301	39.0	118	76	96	115	1							
45 ENVIRON HEALTH CONF	215	144	67.0	77	50	48	23	2							
62 EPISCOPAL CHURCH SAV	674	352	52.2	189	139	89	77	0							
63 HANFORD CIVIC AUD MST	973	598	61.5	332	282	166	123	4							
64 SACRED HEART HOSP CON	1069	616	57.6	351	279	173	128	2							
65 FRATERNAL HALL	949	595	62.7	328	246	188	139	4							
66 GLAD TIDINGS CHURCH	1666	1072	64.3	620	419	397	185	6							
69 GOLDEN WEST PANCAKE	218	108	49.5	49	43	24	16	0							
70 KINGS CHRISTIAN CHRCH	410	267	65.1	144	111	90	49	1							
1038 NO POLL - ABS PRE	102	87	85.3	45	30	33	18	1							
1053 NO POLL - ABS PRE	23	19	82.6	14	9	4	5	0							
1056 NO POLL - ABS PRE	26	18	69.2	6	6	4	7	0							
1059 NO POLL - ABS PRE	120	56	46.7	24	17	27	16	0							
1076 NO POLL - ABS PRE	7	5	71.4	1	1	3	3	0							
1082 NO POLL - ABS PRE	59	56	94.9	23	24	21	12	2							
1087 NO POLL - ABS PRE	6	6	100.0	3	0	3	3	0							
27 AV ST JAMES LUTHRN CH	0	123	0.0	69	61	48	24	0							
28 AV 1ST BAPT FEL HALL	0	208	0.0	124	113	75	61	0							
29 AV MONROE SCH CAFTRIA	0	162	0.0	103	84	48	31	0							
40 AV NW AG BLDG MULT RM	0	176	0.0	96	82	68	38	1							
41 AV ROOSEVELT SCHOOL	0	167	0.0	89	59	48	43	0							
43 AV CNTY ROAD SUP OFFI	0	77	0.0	47	36	20	25	0							
44 AV LA HERMOSA ASSEM	0	68	0.0	34	18	19	33	1							
45 AV ENVIRON HEALTH CON	0	28	0.0	15	6	10	4	0							
62 AV EPISCOPAL CHURCH	0	62	0.0	35	37	16	13	1							
63 AV HANFORD CIVIC AUD	0	77	0.0	46	32	21	14	1							
64 AV SACRED HEART HOSP	0	133	0.0	62	66	38	25	1							
65 AV FRATERNAL HALL	0	72	0.0	28	32	28	13	0							
66 AV GLAD TIDINGS CHRCH	0	159	0.0	93	70	54	28	0							
69 AV GOLDEN WEST PANCK	0	26	0.0	13	7	10	5	0							
70 AV KINGS CHRIST CHRCH	0	27	0.0	17	13	7	2	0							
==> Precinct Totals	14795	9083	61.4	5152	3840	2842	2004	39							

C O L U M N L E G E N D

A:	D: HANFORD ELEM SCHOOL (2) GOVERNING BOARD MEMBER D. K. Downs	G:	J:
B: HANFORD ELEM SCHOOL (2) GOVERNING BOARD MEMBER S. Sorensen	E: HANFORD ELEM SCHOOL (2) GOVERNING BOARD MEMBER F. Wills	H:	K:
C: HANFORD ELEM SCHOOL (2) GOVERNING BOARD MEMBER C. J. Reynolds	F: HANFORD ELEM SCHOOL (2) GOVERNING BOARD MEMBER Writein Votes	I:	L:

Precinct	Voters	Trnout	Pct	A	B	C	D	E	F	G	H	I	J	K	L
==> Absentee Totals	0	1565	0.0		871	716	510	359	5						
==> Total Votes	14795	10648	72.0		6023	4556	3352	2363	44						

----- C O L U M N L E G E N D -----

A:	D: HANFORD ELEM SCHOOL (2) GOVERNING BOARD MEMBER D. K. Downs	G:	J:
B: HANFORD ELEM SCHOOL (2) GOVERNING BOARD MEMBER S. Sorensen	E: HANFORD ELEM SCHOOL (2) GOVERNING BOARD MEMBER F. Wills	H:	K:
C: HANFORD ELEM SCHOOL (2) GOVERNING BOARD MEMBER C. J. Reynolds	F: HANFORD ELEM SCHOOL (2) GOVERNING BOARD MEMBER Writein Votes	I:	L:

R E C A P	Voters	Trnout	Pct	A	B	C	D	E	F	G	H	I	J	K	L
20TH CONGRESSIONAL DIST	14795	10648	72.0	6023	4556	3352	2363	44							
16TH SENATE	14795	10648	72.0	6023	4556	3352	2363	44							
30TH ASSEMBLY DISTRICT	14795	10648	72.0	6023	4556	3352	2363	44							
SUPERVISOR DISTRICT 1	0	0	0.0	0	0	0	0	0	0	0	0	0	0	0	0
ABSENTEE DISTRICT 1	0	0	0.0	0	0	0	0	0	0	0	0	0	0	0	0
TOTAL DISTRICT 1	0	0	0.0	0	0	0	0	0	0	0	0	0	0	0	0
SUPERVISOR DISTRICT 2	0	0	0.0	0	0	0	0	0	0	0	0	0	0	0	0
ABSENTEE DISTRICT 2	0	0	0.0	0	0	0	0	0	0	0	0	0	0	0	0
TOTAL DISTRICT 2	0	0	0.0	0	0	0	0	0	0	0	0	0	0	0	0
SUPERVISOR DISTRICT 3	4064	2869	70.6	1760	1350	878	607	7							
ABSENTEE DISTRICT 3	0	493	0.0	296	258	171	116	0							
TOTAL DISTRICT 3	4064	3362	82.7	2056	1608	1049	723	7							
SUPERVISOR DISTRICT 4	4759	2595	54.5	1375	970	831	674	15							
ABSENTEE DISTRICT 4	0	516	0.0	281	201	165	143	2							
TOTAL DISTRICT 4	4759	3111	65.4	1656	1171	996	817	17							
SUPERVISOR DISTRICT 5	5972	3619	60.6	2017	1520	1133	723	17							
ABSENTEE DISTRICT 5	0	556	0.0	294	257	174	100	3							
TOTAL DISTRICT 5	5972	4175	69.9	2311	1777	1307	823	20							
CITY OF AVENAL	0	0	0.0	0	0	0	0	0	0	0	0	0	0	0	0
ABSENTEE VOTERS AVENAL	0	0	0.0	0	0	0	0	0	0	0	0	0	0	0	0
TOTAL CITY OF AVENAL	0	0	0.0	0	0	0	0	0	0	0	0	0	0	0	0
CITY OF CORCORAN	0	0	0.0	0	0	0	0	0	0	0	0	0	0	0	0
ABSENTEE VOTER CORCORAN	0	0	0.0	0	0	0	0	0	0	0	0	0	0	0	0
TOTAL CITY OF CORCORAN	0	0	0.0	0	0	0	0	0	0	0	0	0	0	0	0
CITY OF HANFORD	13668	8373	61.3	4789	3573	2606	1864	35							
ABSENTEE VOTER HANFORD	0	1484	0.0	826	690	483	348	5							
TOTAL CITY OF HANFORD	13668	9857	72.1	5615	4263	3089	2212	40							
CITY OF LEMOORE	0	0	0.0	0	0	0	0	0	0	0	0	0	0	0	0
ABSENTEE VOTER LEMOORE	0	0	0.0	0	0	0	0	0	0	0	0	0	0	0	0
TOTAL CITY OF LEMOORE	0	0	0.0	0	0	0	0	0	0	0	0	0	0	0	0

C O L U M N L E G E N D

A:	D: HANFORD ELEM SCHOOL (2) GOVERNING BOARD MEMBER D. K. Downs	G:	J:
B: HANFORD ELEM SCHOOL (2) GOVERNING BOARD MEMBER S. Sorensen	E: HANFORD ELEM SCHOOL (2) GOVERNING BOARD MEMBER F. Wills	H:	K:
C: HANFORD ELEM SCHOOL (2) GOVERNING BOARD MEMBER C. J. Reynolds	F: HANFORD ELEM SCHOOL (2) GOVERNING BOARD MEMBER Writein Votes	I:	L:

R E C A P	Voters	Trnout	Pct	A	B	C	D	E	F	G	H	I	J	K	L
UNINCORPORATED	1127	710	63.0	363	267	236	140	4							
ABSENTEE VOTER UNINCORP	0	81	0.0	45	26	27	11	0							
TOTAL UNINCORPORATED	1127	791	70.2	408	293	263	151	4							
COUNTY PRECINCT TOTAL	14795	9083	61.4	5152	3840	2842	2004	39							
COUNTY ABSENTEE TOTAL	0	1565	0.0	871	716	510	359	5							
** COUNTY TOTALS	14795	10648	72.0	6023	4556	3352	2363	44							

----- C O L U M N L E G E N D -----

- A: HANFORD ELEM SCHOOL (2)  
GOVERNING BOARD MEMBER  
D. K. DOWNS
- B: HANFORD ELEM SCHOOL (2)  
GOVERNING BOARD MEMBER  
S. Sorensen
- C: HANFORD ELEM SCHOOL (2)  
GOVERNING BOARD MEMBER  
C. J. Reynolds
- D: HANFORD ELEM SCHOOL (2)  
GOVERNING BOARD MEMBER  
D. K. DOWNS
- E: HANFORD ELEM SCHOOL (2)  
GOVERNING BOARD MEMBER  
F. Willis
- F: HANFORD ELEM SCHOOL (2)  
GOVERNING BOARD MEMBER  
Writein Votes
- G: HANFORD ELEM SCHOOL (2)  
GOVERNING BOARD MEMBER  
D. K. DOWNS
- H: HANFORD ELEM SCHOOL (2)  
GOVERNING BOARD MEMBER  
F. Willis
- I: HANFORD ELEM SCHOOL (2)  
GOVERNING BOARD MEMBER  
Writein Votes
- J: HANFORD ELEM SCHOOL (2)  
GOVERNING BOARD MEMBER  
D. K. DOWNS
- K: HANFORD ELEM SCHOOL (2)  
GOVERNING BOARD MEMBER  
F. Willis
- L: HANFORD ELEM SCHOOL (2)  
GOVERNING BOARD MEMBER  
Writein Votes



Precinct	Voters	Trnout	Pct	A	B	C	D	E	F	G	H	I	J	K	L
26 HANFORD HI PRES CTR	1145	766	66.9	163	324	282	271	140	3						
27 ST JAMES LUTHRN CH	1273	933	73.3	269	327	360	415	171	2						
28 1ST BAPTIST HALL	1621	1121	69.2	298	440	426	517	191	0						
29 MONROE SCH CAFETERIA	1009	672	66.6	173	227	323	284	108	0						
30 K/R-HARDWICK SCHOOL	425	314	73.9	116	116	105	95	51	0						
31 PIONEER SCH LIBRARY	485	346	71.3	119	153	115	115	54	2						
40 NEW AG BLDG MULTI RM	1259	829	65.8	204	280	325	338	157	2						
41 ROOSEVELT SCHOOL	1447	737	50.9	211	214	310	216	172	3						
42 HOWARD BREWSTER RESID	303	162	53.5	48	41	65	71	25	1						
43 CNTY ROAD SUP OFFICE	898	491	54.7	108	146	183	154	115	3						
44 LA HERMOSA ASSEM GOD	771	301	39.0	67	93	91	79	54	2						
45 ENVIRON HEALTH CONF	215	144	67.0	38	37	51	51	28	1						
46 WILLIAM ROBINSON RES	194	93	47.9	21	21	34	38	12	0						
47 ARMONA FIRE STATION	1009	630	62.4	197	162	242	202	130	3						
48 ARMONA SENIOR CENTER	773	498	64.4	126	150	186	158	97	2						
62 EPISCOPAL CHURCH SAV	674	352	52.2	75	109	120	127	66	0						
63 HANFORD CIVIC AUD WST	973	598	61.5	175	202	212	246	93	5						
64 SACRED HEART HOSP CON	1069	616	57.6	167	176	248	244	118	0						
65 FRATERAL HALL	949	595	62.7	177	164	230	221	128	5						
66 GLAD TIDINGS CHURCH	1666	1072	64.3	280	326	393	411	230	1						
68 KIT CARSON FIRE STATN	852	535	62.8	142	147	225	230	96	1						
69 GOLDEN WEST PANCAKE	218	108	49.5	27	25	37	42	17	0						
70 KINGS CHRISTIAN CHRCH	410	267	65.1	87	65	99	99	49	2						
71 HOMEGARDEN COM DIST	462	181	39.2	30	54	73	42	38	4						
72 LAKESIDE SCHOOL	322	217	67.4	82	44	79	75	37	0						
73 BURRIS PARK FIRE STN	297	181	60.9	51	51	74	66	23	1						
1038 NO POLL - ABS PRE	102	87	85.3	24	32	29	19	21	1						
1049 NO POLL - ABS PRE	3	3	100.0	0	0	1	2	0	0						
1051 NO POLL - ABS PRE	65	43	66.2	7	9	15	13	15	0						
1052 NO POLL - ABS PRE	108	86	79.6	30	30	28	25	12	0						
1053 NO POLL - ABS PRE	23	19	82.6	9	5	9	7	3	0						
1054 NO POLL - ABS PRE	30	25	83.3	6	6	14	9	8	0						
1055 NO POLL - ABS PRE	0	0	0.0	0	0	0	0	0	0						
1056 NO POLL - ABS PRE	26	18	69.2	4	7	7	1	3	0						
1057 NO POLL - ABS PRE	10	7	70.0	4	2	0	3	2	0						
1059 NO POLL - ABS PRE	120	56	46.7	16	17	18	22	15	0						
1060 NO POLL - ABS PRE	4	2	50.0	2	1	0	0	0	0						
1075 NO POLL - ABS PRE	14	14	100.0	6	3	5	3	4	0						
1076 NO POLL - ABS PRE	7	5	71.4	3	0	0	4	1	0						

C O L U M N L E G E N D

A:	D: HANFORD HIGH SCHOOL (2) GOVERNING BOARD MEMBER J. L. Murray	E: HANFORD HIGH SCHOOL (2) GOVERNING BOARD MEMBER J. Richard Neill	F: HANFORD HIGH SCHOOL (2) GOVERNING BOARD MEMBER R. E. Dyer	G: HANFORD HIGH SCHOOL (2) GOVERNING BOARD MEMBER Writein Votes	J:
B:	HANFORD HIGH SCHOOL (2) GOVERNING BOARD MEMBER F. Bader	H:	I:	K:	L:
C:	HANFORD HIGH SCHOOL (2) GOVERNING BOARD MEMBER M. L. Lee				

Precinct	Voters	Trnout	Pct	A	B	C	D	E	F	G	H	I	J	K	L
1079 NO POLL - ABS PRE	10	8	80.0		4	5	3	0	2	0					
1080 NO POLL - ABS PRE	131	108	82.4		55	12	40	31	29	0					
1081 NO POLL - ABS PRE	104	94	90.4		23	33	31	31	26	0					
1082 NO POLL - ABS PRE	59	56	94.9		12	31	17	21	9	0					
1083 NO POLL - ABS PRE	0	0	0.0		0	0	0	0	0	0					
1084 NO POLL - ABS PRE	0	0	0.0		0	0	0	0	0	0					
1085 NO POLL - ABS PRE	9	9	100.0		6	2	1	3	2	0					
1086 NO POLL - ABS PRE	4	1	25.0		0	0	0	1	1	0					
1087 NO POLL - ABS PRE	6	6	100.0		1	4	4	3	0	0					
26 AV HANFORD HI PRES CT	0	137	0.0		38	66	47	55	27	0					
27 AV ST JAMES LUTHRN CH	0	123	0.0		32	34	53	59	27	0					
28 AV 1ST BAPT FEL HALL	0	208	0.0		65	86	102	94	32	0					
29 AV MONROE SCH CAFTRIA	0	162	0.0		54	51	82	62	28	0					
30 AV K/R-HARDWICK SCHL	0	41	0.0		16	7	18	14	2	0					
31 AV PIONEER SCH LIBR	0	54	0.0		17	18	28	18	18	0					
40 AV NW AG BLDG MULT RM	0	176	0.0		59	63	79	71	31	0					
41 AV ROOSEVELT SCHOOL	0	167	0.0		39	51	71	45	37	0					
42 AV HOWARD BREWSTER RE	0	19	0.0		3	3	8	9	5	1					
43 AV CNTY ROAD SUP OFFI	0	77	0.0		26	34	32	16	19	1					
44 AV LA HERMOSA ASSEM	0	68	0.0		11	30	30	18	15	0					
45 AV ENVIRON HEALTH CON	0	28	0.0		7	6	11	11	6	0					
46 AV WILLIAM ROBINSON	0	34	0.0		9	12	19	14	3	0					
47 AV ARMONA FIRE STATN	0	113	0.0		36	23	48	55	12	0					
48 AV ARMONA SENIOR CNTR	0	34	0.0		6	10	19	10	6	0					
62 AV EPISCOPAL CHURCH	0	62	0.0		14	19	32	25	9	0					
63 AV HANFORD CIVIC AUD	0	77	0.0		26	20	32	31	10	0					
64 AV SACRED HEART HOSP	0	133	0.0		34	34	61	60	25	0					
65 AV FRATERNAL HALL	0	72	0.0		24	18	33	16	12	0					
66 AV GLAD TIDINGS CHRCH	0	159	0.0		47	43	67	54	39	0					
68 AV KIT CARSON FIRE ST	0	111	0.0		40	28	46	40	17	0					
69 AV GOLDEN WEST PANCK	0	26	0.0		10	12	9	8	5	0					
70 AV KINGS CHRIST CHRCH	0	27	0.0		11	6	8	8	5	0					
71 AV HOMEGARDEN COM DIS	0	62	0.0		16	27	28	14	7	0					
72 AV LAKESIDE SCHOOL	0	35	0.0		16	10	11	14	5	0					
73 AV BURRIS PARK FIRE	0	55	0.0		16	19	14	13	16	0					
==> Precinct Totals	21554	13406	62.2		3663	4293	5110	5005	2553	44					
==> Absentee Totals	0	2260	0.0		672	730	988	834	418	2					

C O L U M N L E G E N D

A:	D: HANFORD HIGH SCHOOL (2) GOVERNING BOARD MEMBER J. L. Murray	G: HANFORD HIGH SCHOOL (2) GOVERNING BOARD MEMBER Writein Votes	J:
B:	E: HANFORD HIGH SCHOOL (2) GOVERNING BOARD MEMBER J. Richard Neill	H:	K:
C:	F: HANFORD HIGH SCHOOL (2) GOVERNING BOARD MEMBER R. E. Dyer	I:	L:

Precinct	Voters	Trnout	Pct	A	B	C	D	E	F	G	H	I	J	K	L
==> Total Votes	21554	15666	72.7		4335	5023	6098	5839	2971	46					

C O L U M N L E G E N D

- A: HANFORD HIGH SCHOOL (2)  
GOVERNING BOARD MEMBER  
F. Bader
- B: HANFORD HIGH SCHOOL (2)  
GOVERNING BOARD MEMBER  
F. Bader
- C: HANFORD HIGH SCHOOL (2)  
GOVERNING BOARD MEMBER  
M. L. Lee
- D: HANFORD HIGH SCHOOL (2)  
GOVERNING BOARD MEMBER  
J. L. Murray
- E: HANFORD HIGH SCHOOL (2)  
GOVERNING BOARD MEMBER  
J. Richard Neill
- F: HANFORD HIGH SCHOOL (2)  
GOVERNING BOARD MEMBER  
R. E. Dyer
- G: HANFORD HIGH SCHOOL (2)  
GOVERNING BOARD MEMBER  
Writein Votes
- H: HANFORD HIGH SCHOOL (2)  
GOVERNING BOARD MEMBER  
R. E. Dyer
- I: HANFORD HIGH SCHOOL (2)  
GOVERNING BOARD MEMBER  
M. L. Lee
- J: HANFORD HIGH SCHOOL (2)  
GOVERNING BOARD MEMBER  
Writein Votes
- K: HANFORD HIGH SCHOOL (2)  
GOVERNING BOARD MEMBER  
Writein Votes
- L: HANFORD HIGH SCHOOL (2)  
GOVERNING BOARD MEMBER  
Writein Votes

R E C A P	Voters	Trnout	Pct	A	B	C	D	E	F	G	H	I	J	K	L
20TH CONGRESSIONAL DIST	21554	15666	72.7	4335	5023	6098	5839	2971	2971	46					
16TH SENATE	21554	15666	72.7	4335	5023	6098	5839	2971	2971	46					
30TH ASSEMBLY DISTRICT	21554	15666	72.7	4335	5023	6098	5839	2971	2971	46					
SUPERVISOR DISTRICT 1	0	0	0.0	0	0	0	0	0	0	0					
ABSENTEE DISTRICT 1	0	0	0.0	0	0	0	0	0	0	0					
TOTAL DISTRICT 1	0	0	0.0	0	0	0	0	0	0	0					
SUPERVISOR DISTRICT 2	0	0	0.0	0	0	0	0	0	0	0					
ABSENTEE DISTRICT 2	0	0	0.0	0	0	0	0	0	0	0					
TOTAL DISTRICT 2	0	0	0.0	0	0	0	0	0	0	0					
SUPERVISOR DISTRICT 3	6119	4295	70.2	1174	1650	1657	1737	745	745	8					
ABSENTEE DISTRICT 3	0	725	0.0	222	262	330	302	134	134	0					
TOTAL DISTRICT 3	6119	5020	82.0	1396	1912	1987	2039	879	879	8					
SUPERVISOR DISTRICT 4	7267	4153	57.1	1104	1223	1580	1392	850	850	17					
ABSENTEE DISTRICT 4	0	716	0.0	196	232	317	249	134	134	2					
TOTAL DISTRICT 4	7267	4869	67.0	1300	1455	1897	1641	984	984	19					
SUPERVISOR DISTRICT 5	8168	4958	60.7	1385	1420	1873	1876	958	958	19					
ABSENTEE DISTRICT 5	0	819	0.0	254	236	341	283	150	150	0					
TOTAL DISTRICT 5	8168	5777	70.7	1639	1656	2214	2159	1108	1108	19					
CITY OF AVENAL	0	0	0.0	0	0	0	0	0	0	0					
ABSENTEE VOTERS AVENAL	0	0	0.0	0	0	0	0	0	0	0					
TOTAL CITY OF AVENAL	0	0	0.0	0	0	0	0	0	0	0					
CITY OF CORCORAN	0	0	0.0	0	0	0	0	0	0	0					
ABSENTEE VOTER CORCORAN	0	0	0.0	0	0	0	0	0	0	0					
TOTAL CITY OF CORCORAN	0	0	0.0	0	0	0	0	0	0	0					
CITY OF HANFORD	15241	9409	61.7	2456	3139	3620	3649	1806	1806	27					
ABSENTEE VOTER HANFORD	0	1640	0.0	472	552	729	615	316	316	2					
TOTAL CITY OF HANFORD	15241	11049	72.5	2928	3691	4349	4264	2122	2122	29					
CITY OF LEMOORE	0	0	0.0	0	0	0	0	0	0	0					
ABSENTEE VOTER LEMOORE	0	0	0.0	0	0	0	0	0	0	0					
TOTAL CITY OF LEMOORE	0	0	0.0	0	0	0	0	0	0	0					

C O L U M N L E G E N D

A:	D: HANFORD HIGH SCHOOL (2) GOVERNING BOARD MEMBER J. L. Murray	E: HANFORD HIGH SCHOOL (2) GOVERNING BOARD MEMBER J. Richard Neill	F: HANFORD HIGH SCHOOL (2) GOVERNING BOARD MEMBER R. E. Dyer	G: HANFORD HIGH SCHOOL (2) GOVERNING BOARD MEMBER Writein Votes	H:	I:	J:	K:	L:
B:	HANFORD HIGH SCHOOL (2) GOVERNING BOARD MEMBER F. Bader	HANFORD HIGH SCHOOL (2) GOVERNING BOARD MEMBER J. Richard Neill	HANFORD HIGH SCHOOL (2) GOVERNING BOARD MEMBER R. E. Dyer	HANFORD HIGH SCHOOL (2) GOVERNING BOARD MEMBER Writein Votes					
C:	HANFORD HIGH SCHOOL (2) GOVERNING BOARD MEMBER M. L. Lee	HANFORD HIGH SCHOOL (2) GOVERNING BOARD MEMBER R. E. Dyer	HANFORD HIGH SCHOOL (2) GOVERNING BOARD MEMBER R. E. Dyer	HANFORD HIGH SCHOOL (2) GOVERNING BOARD MEMBER Writein Votes					

R E C A P	Voters	Trnout	Pct	A	B	C	D	E	F	G	H	I	J	K	L
UNINCORPORATED	6313	3997	63.3	1207	1154	1490	1356	747	17						
ABSENTEE VOTER UNINCORP	0	620	0.0	200	178	259	219	102	0						
TOTAL UNINCORPORATED	6313	4617	73.1	1407	1332	1749	1575	849	17						
COUNTY PRECINCT TOTAL	21554	13406	62.2	3663	4293	5110	5005	2553	44						
COUNTY ABSENTEE TOTAL	0	2260	0.0	672	730	988	834	418	2						
** COUNTY TOTALS	21554	15666	72.7	4335	5023	6098	5839	2971	46						

C O L U M N L E G E N D

- A: D: HANFORD HIGH SCHOOL (2)  
GOVERNING BOARD MEMBER  
J. L. Murray
- B: HANFORD HIGH SCHOOL (2)  
GOVERNING BOARD MEMBER  
F. Bader
- C: HANFORD HIGH SCHOOL (2)  
GOVERNING BOARD MEMBER  
M. L. Lee
- E: HANFORD HIGH SCHOOL (2)  
GOVERNING BOARD MEMBER  
J. Richard Neill
- F: HANFORD HIGH SCHOOL (2)  
GOVERNING BOARD MEMBER  
R. E. Dyer
- G: HANFORD HIGH SCHOOL (2)  
GOVERNING BOARD MEMBER  
Writein Votes
- H: K: L:

Precinct	Voters	Trnout	Pct	A	B	C	D	E	F	G	H	I	J	K	L
67 RIVERBEND COMM CENTER	313	218	69.6	113	119	87	2	0	0	0	0	0	0	0	0
1037 NO POLL - ABS PRE	1	1	100.0	1	1	0	0	0	0	0	0	0	0	0	0
67 AV RIVERBEND COMM CTR	0	47	0.0	28	30	11	0	0	0	0	0	0	0	0	0
==> Precinct Totals	314	219	69.7	114	120	87	2	0	0	0	0	0	0	0	0
==> Absentee Totals	0	47	0.0	28	30	11	0	0	0	0	0	0	0	0	0
==> Total Votes	314	266	84.7	142	150	98	2	0	0	0	0	0	0	0	0

----- C O L U M N L E G E N D -----

- A: KINGSBURG ELEMENTARY (2)  
GOVERNING BOARD MEMBER  
D. Anderson
- B: KINGSBURG ELEMENTARY (2)  
GOVERNING BOARD MEMBER  
C. Lunde
- C: KINGSBURG ELEMENTARY (2)  
GOVERNING BOARD MEMBER  
C. Lunde
- D: KINGSBURG ELEMENTARY (2)  
GOVERNING BOARD MEMBER  
T. Penfold
- E: KINGSBURG ELEMENTARY (2)  
GOVERNING BOARD MEMBER  
Writein Votes
- F: KINGSBURG ELEMENTARY (2)  
GOVERNING BOARD MEMBER  
C. Lunde
- G: KINGSBURG ELEMENTARY (2)  
GOVERNING BOARD MEMBER  
T. Penfold
- H: KINGSBURG ELEMENTARY (2)  
GOVERNING BOARD MEMBER  
Writein Votes
- I: KINGSBURG ELEMENTARY (2)  
GOVERNING BOARD MEMBER  
C. Lunde
- J: KINGSBURG ELEMENTARY (2)  
GOVERNING BOARD MEMBER  
T. Penfold
- K: KINGSBURG ELEMENTARY (2)  
GOVERNING BOARD MEMBER  
Writein Votes
- L: KINGSBURG ELEMENTARY (2)  
GOVERNING BOARD MEMBER  
C. Lunde

R E C A P	Voters	Trnout	Pct	A	B	C	D	E	F	G	H	I	J	K	L
20TH CONGRESSIONAL DIST	314	266	84.7	142	150	98	2								
16TH SENATE	314	266	84.7	142	150	98	2								
30TH ASSEMBLY DISTRICT	314	266	84.7	142	150	98	2								
SUPERVISOR DISTRICT 1	0	0	0.0	0	0	0	0	0	0	0	0	0	0	0	0
ABSENTEE DISTRICT 1	0	0	0.0	0	0	0	0	0	0	0	0	0	0	0	0
TOTAL DISTRICT 1	0	0	0.0	0	0	0	0	0	0	0	0	0	0	0	0
SUPERVISOR DISTRICT 2	0	0	0.0	0	0	0	0	0	0	0	0	0	0	0	0
ABSENTEE DISTRICT 2	0	0	0.0	0	0	0	0	0	0	0	0	0	0	0	0
TOTAL DISTRICT 2	0	0	0.0	0	0	0	0	0	0	0	0	0	0	0	0
SUPERVISOR DISTRICT 3	1	1	100.0	1	1	1	0	0	0	0	0	0	0	0	0
ABSENTEE DISTRICT 3	0	0	0.0	0	0	0	0	0	0	0	0	0	0	0	0
TOTAL DISTRICT 3	1	1	100.0	1	1	1	0	0	0	0	0	0	0	0	0
SUPERVISOR DISTRICT 4	0	0	0.0	0	0	0	0	0	0	0	0	0	0	0	0
ABSENTEE DISTRICT 4	0	0	0.0	0	0	0	0	0	0	0	0	0	0	0	0
TOTAL DISTRICT 4	0	0	0.0	0	0	0	0	0	0	0	0	0	0	0	0
SUPERVISOR DISTRICT 5	313	218	69.6	113	119	87	2								
ABSENTEE DISTRICT 5	0	47	0.0	28	30	11	0								
TOTAL DISTRICT 5	313	265	84.7	141	149	98	2								
CITY OF AVENAL	0	0	0.0	0	0	0	0	0	0	0	0	0	0	0	0
ABSENTEE VOTERS AVENAL	0	0	0.0	0	0	0	0	0	0	0	0	0	0	0	0
TOTAL CITY OF AVENAL	0	0	0.0	0	0	0	0	0	0	0	0	0	0	0	0
CITY OF CORCORAN	0	0	0.0	0	0	0	0	0	0	0	0	0	0	0	0
ABSENTEE VOTER CORCORAN	0	0	0.0	0	0	0	0	0	0	0	0	0	0	0	0
TOTAL CITY OF CORCORAN	0	0	0.0	0	0	0	0	0	0	0	0	0	0	0	0
CITY OF HANFORD	0	0	0.0	0	0	0	0	0	0	0	0	0	0	0	0
ABSENTEE VOTER HANFORD	0	0	0.0	0	0	0	0	0	0	0	0	0	0	0	0
TOTAL CITY OF HANFORD	0	0	0.0	0	0	0	0	0	0	0	0	0	0	0	0
CITY OF LEMOORE	0	0	0.0	0	0	0	0	0	0	0	0	0	0	0	0
ABSENTEE VOTER LEMOORE	0	0	0.0	0	0	0	0	0	0	0	0	0	0	0	0
TOTAL CITY OF LEMOORE	0	0	0.0	0	0	0	0	0	0	0	0	0	0	0	0

C O L U M N L E G E N D

A:	D: KINGSBURG ELEMENTARY (2) GOVERNING BOARD MEMBER T. Penfold	G:	J:
B: KINGSBURG ELEMENTARY (2) GOVERNING BOARD MEMBER D. Anderson	E: KINGSBURG ELEMENTARY (2) GOVERNING BOARD MEMBER Writein Votes	H:	K:
C: KINGSBURG ELEMENTARY (2) GOVERNING BOARD MEMBER C. Lunde	F:	I:	L:

R E C A P	Voters	Trnout	Pct	A	B	C	D	E	F	G	H	I	J	K	L
UNINCORPORATED	314	219	69.7	114	120	87	2								
ABSENTEE VOTER UNINCORP	0	47	0.0	28	30	11	0								
TOTAL UNINCORPORATED	314	266	84.7	142	150	98	2								
COUNTY PRECINCT TOTAL	314	219	69.7	114	120	87	2								
COUNTY ABSENTEE TOTAL	0	47	0.0	28	30	11	0								
** COUNTY TOTALS	314	266	84.7	142	150	98	2								

C O L U M N L E G E N D

- A: KINGSBURG ELEMENTARY (2)  
GOVERNING BOARD MEMBER  
T. Penfold
- B: KINGSBURG ELEMENTARY (2)  
GOVERNING BOARD MEMBER  
D. Anderson
- C: KINGSBURG ELEMENTARY (2)  
GOVERNING BOARD MEMBER  
C. Lunde
- D: KINGSBURG ELEMENTARY (2)  
GOVERNING BOARD MEMBER  
T. Penfold
- E: KINGSBURG ELEMENTARY (2)  
GOVERNING BOARD MEMBER  
Writein Votes
- F:
- G:
- H:
- I:
- J:
- K:
- L:



Precinct	Voters	Trnout	Pct	A	B	C	D	E	F	G	H	I	J	K	L
67 RIVERBEND COMM CENTER	313	218	69.6	138	130	58	0	0							
1037 NO POLL - ABS PRE	1	1	100.0	1	1	0	0	0							
1074 NO POLL - ABS PRE	22	17	77.3	8	14	10	0	0							
67 AV RIVERBEND COMM CTR	0	47	0.0	29	35	10	1	1							
==> Precinct Totals	336	236	70.2	147	145	68	0	0							
==> Absentee Totals	0	47	0.0	29	35	10	1	1							
==> Total Votes	336	283	84.2	176	180	78	1	1							

----- C O L U M N L E G E N D -----

- A: D: KINGSBURG HIGH SCH (2)  
GOVERNING BOARD MEMBER  
T. L. R. King
- B: KINGSBURG HIGH SCH (2)  
GOVERNING BOARD MEMBER  
D. H. Jackson
- C: KINGSBURG HIGH SCH (2)  
GOVERNING BOARD MEMBER  
E. Lindell
- F: E: KINGSBURG HIGH SCH (2)  
GOVERNING BOARD MEMBER  
Writein Votes
- G: J: H: K: L:

R E C A P	Voters	Turnout	Pct	A	B	C	D	E	F	G	H	I	J	K	L
20TH CONGRESSIONAL DIST	336	283	84.2	176	180	78	1								
16TH SENATE	336	283	84.2	176	180	78	1								
30TH ASSEMBLY DISTRICT	336	283	84.2	176	180	78	1								
SUPERVISOR DISTRICT 1	0	0	0.0	0	0	0	0								
ABSENTEE DISTRICT 1	0	0	0.0	0	0	0	0								
TOTAL DISTRICT 1	0	0	0.0	0	0	0	0								
SUPERVISOR DISTRICT 2	0	0	0.0	0	0	0	0								
ABSENTEE DISTRICT 2	0	0	0.0	0	0	0	0								
TOTAL DISTRICT 2	0	0	0.0	0	0	0	0								
SUPERVISOR DISTRICT 3	1	1	100.0	1	1	0	0								
ABSENTEE DISTRICT 3	0	0	0.0	0	0	0	0								
TOTAL DISTRICT 3	1	1	100.0	1	1	0	0								
SUPERVISOR DISTRICT 4	0	0	0.0	0	0	0	0								
ABSENTEE DISTRICT 4	0	0	0.0	0	0	0	0								
TOTAL DISTRICT 4	0	0	0.0	0	0	0	0								
SUPERVISOR DISTRICT 5	335	235	70.1	146	144	68	0								
ABSENTEE DISTRICT 5	0	47	0.0	29	35	10	1								
TOTAL DISTRICT 5	335	282	84.2	175	179	78	1								
CITY OF AVENAL	0	0	0.0	0	0	0	0								
ABSENTEE VOTERS AVENAL	0	0	0.0	0	0	0	0								
TOTAL CITY OF AVENAL	0	0	0.0	0	0	0	0								
CITY OF CORCORAN	0	0	0.0	0	0	0	0								
ABSENTEE VOTER CORCORAN	0	0	0.0	0	0	0	0								
TOTAL CITY OF CORCORAN	0	0	0.0	0	0	0	0								
CITY OF HANFORD	0	0	0.0	0	0	0	0								
ABSENTEE VOTER HANFORD	0	0	0.0	0	0	0	0								
TOTAL CITY OF HANFORD	0	0	0.0	0	0	0	0								
CITY OF LEMOORE	0	0	0.0	0	0	0	0								
ABSENTEE VOTER LEMOORE	0	0	0.0	0	0	0	0								
TOTAL CITY OF LEMOORE	0	0	0.0	0	0	0	0								

----- COLUMN LEGEND -----

A:	D: KINGSBURG HIGH SCH (2) GOVERNING BOARD MEMBER T. L. R. King	G:	J:
B: KINGSBURG HIGH SCH (2) GOVERNING BOARD MEMBER D. H. Jackson	E: KINGSBURG HIGH SCH (2) GOVERNING BOARD MEMBER Writein Votes	H:	K:
C: KINGSBURG HIGH SCH (2) GOVERNING BOARD MEMBER E. Lindell	F:	I:	L:

R E C A P	Voters	Trnout	Pct	A	B	C	D	E	F	G	H	I	J	K	L
UNINCORPORATED	336	236	70.2	147	145	68	0								
ABSENTEE VOTER UNINCORP	0	47	0.0	29	35	10	1								
TOTAL UNINCORPORATED	336	283	84.2	176	180	78	1								
COUNTY PRECINCT TOTAL	336	236	70.2	147	145	68	0								
COUNTY ABSENTEE TOTAL	0	47	0.0	29	35	10	1								
** COUNTY TOTALS	336	283	84.2	176	180	78	1								

----- C O L U M N L E G E N D -----

- A: D: KINGSBURG HIGH SCH (2)  
GOVERNING BOARD MEMBER  
T. L. R. King
- B: KINGSBURG HIGH SCH (2)  
GOVERNING BOARD MEMBER  
D. H. Jackson
- C: KINGSBURG HIGH SCH (2)  
GOVERNING BOARD MEMBER  
E. Lindell
- F: I: H: K: L:
- G: J:

Precinct	Voters	Trnout	Pct	A	B	C	D	E	F	G	H	I	J	K	L
46 WILLIAM ROBINSON RES	194	93	47.9	37	30	29	17	35	32	5					
71 HOMEGARDEN COM DIST	462	181	39.2	55	41	52	25	59	47	92					
72 LAKESIDE SCHOOL	322	217	67.4	133	122	69	26	48	119	0					
1049 NO POLL - ABS PRE	3	3	100.0	1	0	2	0	1	0	0					
1054 NO POLL - ABS PRE	30	25	83.3	19	15	6	4	5	15	0					
1055 NO POLL - ABS PRE	0	0	0.0	0	0	0	0	0	0	0					
1075 NO POLL - ABS PRE	14	14	100.0	10	4	2	4	3	10	0					
1084 NO POLL - ABS PRE	0	0	0.0	0	0	0	0	0	0	0					
1085 NO POLL - ABS PRE	9	9	100.0	4	7	2	0	7	4	0					
46 AV WILLIAM ROBINSON	0	34	0.0	13	13	11	6	16	11	15					
71 AV HOMEGARDEN COM DIS	0	62	0.0	13	13	12	3	11	9	99					
72 AV LAKESIDE SCHOOL	0	35	0.0	24	20	7	8	10	18	0					
==> Precinct Totals	1034	542	52.4	259	219	162	76	158	227	97					
==> Absentee Totals	0	131	0.0	50	46	30	17	37	38	114					
==> Total Votes	1034	673	65.1	309	265	192	93	195	265	211					

----- COLUMN LEGEND -----

A:	D: LAKESIDE SCHOOL DIST (3) GOVERNING BOARD MEMBER S. J. Mc Killip	G: LAKESIDE SCHOOL DIST (3) GOVERNING BOARD MEMBER R. Comfort	J:
B: LAKESIDE SCHOOL DIST (3) GOVERNING BOARD MEMBER S. Gonsalves	E: LAKESIDE SCHOOL DIST (3) GOVERNING BOARD MEMBER H. Harmon	H: LAKESIDE SCHOOL DIST (3) GOVERNING BOARD MEMBER Writein Votes	K:
C: LAKESIDE SCHOOL DIST (3) GOVERNING BOARD MEMBER D. Martin	F: LAKESIDE SCHOOL DIST (3) GOVERNING BOARD MEMBER T. R. Parra	I:	L:

R E C A P	Voters	Trnout	Pct	A	B	C	D	E	F	G	H	I	J	K	L
20TH CONGRESSIONAL DIST	1034	673	65.1		309	265	192	93	195	265	211				
16TH SENATE	1034	673	65.1		309	265	192	93	195	265	211				
30TH ASSEMBLY DISTRICT	1034	673	65.1		309	265	192	93	195	265	211				
SUPERVISOR DISTRICT 1	0	0	0.0		0	0	0	0	0	0	0				
ABSENTEE DISTRICT 1	0	0	0.0		0	0	0	0	0	0	0				
TOTAL DISTRICT 1	0	0	0.0		0	0	0	0	0	0	0				
SUPERVISOR DISTRICT 2	0	0	0.0		0	0	0	0	0	0	0				
ABSENTEE DISTRICT 2	0	0	0.0		0	0	0	0	0	0	0				
TOTAL DISTRICT 2	0	0	0.0		0	0	0	0	0	0	0				
SUPERVISOR DISTRICT 3	0	0	0.0		0	0	0	0	0	0	0				
ABSENTEE DISTRICT 3	0	0	0.0		0	0	0	0	0	0	0				
TOTAL DISTRICT 3	0	0	0.0		0	0	0	0	0	0	0				
SUPERVISOR DISTRICT 4	236	130	55.1		61	52	39	21	48	51	5				
ABSENTEE DISTRICT 4	0	34	0.0		13	13	11	6	16	11	15				
TOTAL DISTRICT 4	236	164	69.5		74	65	50	27	64	62	20				
SUPERVISOR DISTRICT 5	798	412	51.6		198	167	123	55	110	176	92				
ABSENTEE DISTRICT 5	0	97	0.0		37	33	19	11	21	27	99				
TOTAL DISTRICT 5	798	509	63.8		235	200	142	66	131	203	191				
CITY OF AVENAL	0	0	0.0		0	0	0	0	0	0	0				
ABSENTEE VOTERS AVENAL	0	0	0.0		0	0	0	0	0	0	0				
TOTAL CITY OF AVENAL	0	0	0.0		0	0	0	0	0	0	0				
CITY OF CORCORAN	0	0	0.0		0	0	0	0	0	0	0				
ABSENTEE VOTER CORCORAN	0	0	0.0		0	0	0	0	0	0	0				
TOTAL CITY OF CORCORAN	0	0	0.0		0	0	0	0	0	0	0				
CITY OF HANFORD	3	3	100.0		1	0	2	0	1	0	0				
ABSENTEE VOTER HANFORD	0	0	0.0		0	0	0	0	0	0	0				
TOTAL CITY OF HANFORD	3	3	100.0		1	0	2	0	1	0	0				
CITY OF LEMOORE	0	0	0.0		0	0	0	0	0	0	0				
ABSENTEE VOTER LEMOORE	0	0	0.0		0	0	0	0	0	0	0				
TOTAL CITY OF LEMOORE	0	0	0.0		0	0	0	0	0	0	0				

----- C O L U M N L E G E N D -----

A:	D: LAKESIDE SCHOOL DIST (3) GOVERNING BOARD MEMBER S. J. Mc Killip	G: LAKESIDE SCHOOL DIST (3) GOVERNING BOARD MEMBER R. Comfort	J:
B: LAKESIDE SCHOOL DIST (3) GOVERNING BOARD MEMBER S. Gonsalves	E: LAKESIDE SCHOOL DIST (3) GOVERNING BOARD MEMBER H. Harmon	H: LAKESIDE SCHOOL DIST (3) GOVERNING BOARD MEMBER Writein Votes	K:
C: LAKESIDE SCHOOL DIST (3) GOVERNING BOARD MEMBER D. Martin	F: LAKESIDE SCHOOL DIST (3) GOVERNING BOARD MEMBER T. R. Parra	I:	L:

R E C A P	Voters	Trnout	Pct	A	B	C	D	E	F	G	H	I	J	K	L
UNINCORPORATED	1031	539	52.3		258	219	160	76	157	227	97				
ABSENTEE VOTER UNINCORP	0	131	0.0		50	46	30	17	37	38	114				
TOTAL UNINCORPORATED	1031	670	65.0		308	265	190	93	194	265	211				
COUNTY PRECINCT TOTAL	1034	542	52.4		259	219	162	76	158	227	97				
COUNTY ABSENTEE TOTAL	0	131	0.0		50	46	30	17	37	38	114				
** COUNTY TOTALS	1034	673	65.1		309	265	192	93	195	265	211				

----- C O L U M N L E G E N D -----

- A: D: LAKESIDE SCHOOL DIST (3)  
GOVERNING BOARD MEMBER  
S. J. Mc Killip
- B: LAKESIDE SCHOOL DIST (3)  
GOVERNING BOARD MEMBER  
S. Gonsalves
- C: LAKESIDE SCHOOL DIST (3)  
GOVERNING BOARD MEMBER  
D. Martin
- E: LAKESIDE SCHOOL DIST (3)  
GOVERNING BOARD MEMBER  
H. Harmon
- F: LAKESIDE SCHOOL DIST (3)  
GOVERNING BOARD MEMBER  
T. R. Parra
- G: LAKESIDE SCHOOL DIST (3)  
GOVERNING BOARD MEMBER  
R. Comfort
- H: LAKESIDE SCHOOL DIST (3)  
GOVERNING BOARD MEMBER  
Writein Votes
- I:
- J:
- K:
- L:

Precinct	Voters	Trnout	Pct	A	B	C	D	E	F	G	H	I	J	K	L
01 LEMOORE PRESB CHURCH	1446	821	56.8		382	447	385	4							
02 LEM ELEM SCH LIBRARY	887	588	66.3		248	379	304	0							
03 FIRST BAPTIST CHURCH	1306	907	69.4		383	548	498	3							
04 CENTRAL UN SCH (BR)	573	347	60.6		162	169	143	0							
05 AKERS SCHOOL	885	471	53.2		265	105	171	5							
06 STRATFORD FIRE STA	312	201	64.4		67	131	78	5							
32 MEADOW LN SCH LIBRARY	1789	1008	56.3		505	542	482	1							
33 ISLAND FIRE STATION	610	425	69.7		187	233	179	1							
34 CHRIST EPISCOPAL CH	378	233	61.6		109	123	99	1							
1008 NO POLL - ABS PRE	178	110	61.8		65	58	54	0							
1009 NO POLL - ABS PRE	5	5	100.0		3	3	3	0							
1010 NO POLL - ABS PRE	123	100	81.3		48	54	48	1							
1011 NO POLL - ABS PRE	0	0	0.0		0	0	0	0							
1012 NO POLL - ABS PRE	0	0	0.0		0	0	0	0							
1013 NO POLL - ABS PRE	38	34	89.5		11	26	18	0							
1014 NO POLL - ABS PRE	136	110	80.9		47	69	65	0							
1015 NO POLL - ABS PRE	5	3	60.0		3	3	0	0							
1023 NO POLL - ABS PRE	16	11	68.8		4	7	12	0							
1050 NO POLL - ABS PRE	46	35	76.1		11	18	16	0							
1061 NO POLL - ABS PRE	48	39	81.3		15	27	21	0							
01 AV LEM PRESB CHURCH	0	133	0.0		55	83	66	1							
02 AV LEM ELEM SCH LIBR	0	95	0.0		34	64	57	0							
03 AV 1ST BAPTIST CHURCH	0	139	0.0		64	88	71	0							
04 AV CENTRAL UN SC (BR)	0	24	0.0		14	13	9	0							
05 AV AKERS SCHOOL	0	80	0.0		41	19	21	1							
06 AV STRATFORD FIRE STA	0	24	0.0		8	19	10	0							
32 AV MEADOW LN SCH LIBR	0	221	0.0		112	126	130	0							
33 AV ISLAND FIRE STATN	0	57	0.0		31	26	25	1							
34 AV CHRIST EPISCOPAL	0	46	0.0		16	31	24	0							
===> Precinct Totals	8781	5448	62.0		2515	2942	2576	21							
===> Absentee Totals	0	819	0.0		375	469	413	3							
===> Total Votes	8781	6267	71.4		2890	3411	2989	24							

----- COLUMN LEGEND -----

A:	D: LEMOORE HIGH SCHOOL (2) GOVERNING BOARD MEMBER D. J. Delaney	G:	J:
B: LEMOORE HIGH SCHOOL (2) GOVERNING BOARD MEMBER P. D. Lewis	E: LEMOORE HIGH SCHOOL (2) GOVERNING BOARD MEMBER Writein Votes	H:	K:
C: LEMOORE HIGH SCHOOL (2) GOVERNING BOARD MEMBER E. J. Martin	F:	I:	L:

R E C A P	Voters	Trnout	Pct	A	B	C	D	E	F	G	H	I	J	K	L
20TH CONGRESSIONAL DIST	8781	6267	71.4	2890	3411	2989	24								
16TH SENATE	8781	6267	71.4	2890	3411	2989	24								
30TH ASSEMBLY DISTRICT	8781	6267	71.4	2890	3411	2989	24								
SUPERVISOR DISTRICT 1	5894	3697	62.7	1684	1992	1767	18								
ABSENTEE DISTRICT 1	0	495	0.0	216	286	234	2								
TOTAL DISTRICT 1	5894	4192	71.1	1900	2278	2001	20								
SUPERVISOR DISTRICT 2	16	11	68.8	4	7	12	0								
ABSENTEE DISTRICT 2	0	0	0.0	0	0	0	0								
TOTAL DISTRICT 2	16	11	68.8	4	7	12	0								
SUPERVISOR DISTRICT 3	2777	1666	60.0	801	898	760	3								
ABSENTEE DISTRICT 3	0	324	0.0	159	183	179	1								
TOTAL DISTRICT 3	2777	1990	71.7	960	1081	939	4								
SUPERVISOR DISTRICT 4	94	74	78.7	26	45	37	0								
ABSENTEE DISTRICT 4	0	0	0.0	0	0	0	0								
TOTAL DISTRICT 4	94	74	78.7	26	45	37	0								
SUPERVISOR DISTRICT 5	0	0	0.0	0	0	0	0								
ABSENTEE DISTRICT 5	0	0	0.0	0	0	0	0								
TOTAL DISTRICT 5	0	0	0.0	0	0	0	0								
CITY OF AVENAL	0	0	0.0	0	0	0	0								
ABSENTEE VOTERS AVENAL	0	0	0.0	0	0	0	0								
TOTAL CITY OF AVENAL	0	0	0.0	0	0	0	0								
CITY OF CORCORAN	0	0	0.0	0	0	0	0								
ABSENTEE VOTER CORCORAN	0	0	0.0	0	0	0	0								
TOTAL CITY OF CORCORAN	0	0	0.0	0	0	0	0								
CITY OF HANFORD	0	0	0.0	0	0	0	0								
ABSENTEE VOTER HANFORD	0	0	0.0	0	0	0	0								
TOTAL CITY OF HANFORD	0	0	0.0	0	0	0	0								
CITY OF LEMOORE	5466	3358	61.4	1529	1942	1687	8								
ABSENTEE VOTER LEMOORE	0	588	0.0	265	361	324	1								
TOTAL CITY OF LEMOORE	5466	3946	72.2	1794	2303	2011	9								

C O L U M N L E G E N D

A:	D: LEMOORE HIGH SCHOOL (2) GOVERNING BOARD MEMBER D. J. Delaney	G:	J:
B: LEMOORE HIGH SCHOOL (2) GOVERNING BOARD MEMBER P. D. Lewis	E: LEMOORE HIGH SCHOOL (2) GOVERNING BOARD MEMBER Writein Votes	H:	K:
C: LEMOORE HIGH SCHOOL (2) GOVERNING BOARD MEMBER E. J. Martin	F:	I:	L:



R E C A P	Voters	Trnout	Pct	A	B	C	D	E	F	G	H	I	J	K	L
UNINCORPORATED	3315	2090	63.0	986	1000	889	13								
ABSENTEE VOTER UNINCORP	0	231	0.0	110	108	89	2								
TOTAL UNINCORPORATED	3315	2321	70.0	1096	1108	978	15								
COUNTY PRECINCT TOTAL	8781	5448	62.0	2515	2942	2576	21								
COUNTY ABSENTEE TOTAL	0	819	0.0	375	469	413	3								
** COUNTY TOTALS	8781	6267	71.4	2890	3411	2989	24								

----- C O L U M N L E G E N D -----

- A: D: LEMOORE HIGH SCHOOL (2)  
GOVERNING BOARD MEMBER  
D. J. Delaney
- B: LEMOORE HIGH SCHOOL (2)  
GOVERNING BOARD MEMBER  
P. D. Lewis
- C: LEMOORE HIGH SCHOOL (2)  
GOVERNING BOARD MEMBER  
E. J. Martin
- F: I: L:
- G: H: K:
- J:

Precinct	Voters	Trnout	Pct	A	B	C	D	E	F	G	H	I	J	K	L
01 LEMOORE PRESB CHRUCH	1446	821	56.8		213	330	138	147	116	209	108	9			
02 LEM ELEM SCH LIBRARY	887	588	66.3		162	261	94	181	75	146	43	2			
03 FIRST BAPTIST CHURCH	1306	907	69.4		334	381	183	183	113	225	82	4			
32 MEADOW LN SCH LIBRARY	1789	1008	56.3		371	365	189	194	158	233	115	4			
34 CHRIST EPISCOPAL CH	378	233	61.6		45	102	32	53	26	53	22	1			
1008 NO POLL - ABS PRE	178	110	61.8		25	56	20	16	19	35	10	1			
1009 NO POLL - ABS PRE	5	5	100.0		1	2	2	0	3	0	0	1			
1010 NO POLL - ABS PRE	123	100	81.3		25	43	12	25	20	24	8	1			
1013 NO POLL - ABS PRE	38	34	89.5		5	19	4	14	4	10	3	0			
1014 NO POLL - ABS PRE	136	110	80.9		22	58	8	32	16	47	11	0			
1061 NO POLL - ABS PRE	48	39	81.3		6	24	8	8	5	10	1	0			
01 AV LEM PRESB CHURCH	0	133	0.0		28	73	11	22	23	39	11	1			
02 AV LEM ELEM SCH LIBR	0	95	0.0		31	43	12	32	12	28	9	0			
03 AV 1ST BAPTIST CHURCH	0	139	0.0		52	68	21	32	17	36	7	1			
32 AV MEADOW LN SCH LIBR	0	221	0.0		73	83	35	60	37	71	23	0			
34 AV CHRIST EPISCOPAL	0	46	0.0		10	28	6	5	1	17	2	0			
==> Precinct Totals	6334	3955	62.4		1209	1641	690	853	555	992	403	23			
==> Absentee Totals	0	634	0.0		194	295	85	151	90	191	52	2			
==> Total Votes	6334	4589	72.5		1403	1936	775	1004	645	1183	455	25			

C O L U M N L E G E N D

A:	D: LEMOORE UNION SCHOOL (2) GOVERNING BOARD MEMBER J. Rainey	G: LEMOORE UNION SCHOOL (2) GOVERNING BOARD MEMBER B. Mc Kay	J:
B: LEMOORE UNION SCHOOL (2) GOVERNING BOARD MEMBER D. J. Fraker	E: LEMOORE UNION SCHOOL (2) GOVERNING BOARD MEMBER E. M. Rowell	H: LEMOORE UNION SCHOOL (2) GOVERNING BOARD MEMBER D. Vickstrom	K:
C: LEMOORE UNION SCHOOL (2) GOVERNING BOARD MEMBER L. Starrett	F: LEMOORE UNION SCHOOL (2) GOVERNING BOARD MEMBER G. S. Landrus	I: LEMOORE UNION SCHOOL (2) GOVERNING BOARD MEMBER Writein Votes	L:

R E C A P	Voters	Trnout	Pct	A	B	C	D	E	F	G	H	I	J	K	L
20TH CONGRESSIONAL DIST	6334	4589	72.5	1403	1936	775	1004	645	1183	455	25				
16TH SENATE	6334	4589	72.5	1403	1936	775	1004	645	1183	455	25				
30TH ASSEMBLY DISTRICT	6334	4589	72.5	1403	1936	775	1004	645	1183	455	25				
SUPERVISOR DISTRICT 1	4119	2675	64.9	787	1150	461	598	366	696	265	18				
ABSENTEE DISTRICT 1	0	367	0.0	111	184	44	86	52	103	27	2				
TOTAL DISTRICT 1	4119	3042	73.9	898	1334	505	684	418	799	292	20				
SUPERVISOR DISTRICT 2	0	0	0.0	0	0	0	0	0	0	0	0				
ABSENTEE DISTRICT 2	0	0	0.0	0	0	0	0	0	0	0	0				
TOTAL DISTRICT 2	0	0	0.0	0	0	0	0	0	0	0	0				
SUPERVISOR DISTRICT 3	2167	1241	57.3	416	467	221	247	184	286	137	5				
ABSENTEE DISTRICT 3	0	267	0.0	83	111	41	65	38	88	25	0				
TOTAL DISTRICT 3	2167	1508	69.6	499	578	262	312	222	374	162	5				
SUPERVISOR DISTRICT 4	48	39	81.3	6	24	8	8	5	10	1	0				
ABSENTEE DISTRICT 4	0	0	0.0	0	0	0	0	0	0	0	0				
TOTAL DISTRICT 4	48	39	81.3	6	24	8	8	5	10	1	0				
SUPERVISOR DISTRICT 5	0	0	0.0	0	0	0	0	0	0	0	0				
ABSENTEE DISTRICT 5	0	0	0.0	0	0	0	0	0	0	0	0				
TOTAL DISTRICT 5	0	0	0.0	0	0	0	0	0	0	0	0				
CITY OF AVENAL	0	0	0.0	0	0	0	0	0	0	0	0				
ABSENTEE VOTERS AVENAL	0	0	0.0	0	0	0	0	0	0	0	0				
TOTAL CITY OF AVENAL	0	0	0.0	0	0	0	0	0	0	0	0				
CITY OF CORCORAN	0	0	0.0	0	0	0	0	0	0	0	0				
ABSENTEE VOTER CORCORAN	0	0	0.0	0	0	0	0	0	0	0	0				
TOTAL CITY OF CORCORAN	0	0	0.0	0	0	0	0	0	0	0	0				
CITY OF HANFORD	0	0	0.0	0	0	0	0	0	0	0	0				
ABSENTEE VOTER HANFORD	0	0	0.0	0	0	0	0	0	0	0	0				
TOTAL CITY OF HANFORD	0	0	0.0	0	0	0	0	0	0	0	0				
CITY OF LEMOORE	5466	3358	61.4	1085	1356	608	719	466	823	351	19				
ABSENTEE VOTER LEMOORE	0	588	0.0	184	267	79	146	89	174	50	2				
TOTAL CITY OF LEMOORE	5466	3946	72.2	1269	1623	687	865	555	997	401	21				

----- C O L U M N L E G E N D -----

- A: D: LEMOORE UNION SCHOOL (2) GOVERNING BOARD MEMBER J. Rainey
- G: LEMOORE UNION SCHOOL (2) GOVERNING BOARD MEMBER B. Mc Kay
- J: LEMOORE UNION SCHOOL (2) GOVERNING BOARD MEMBER
- B: LEMOORE UNION SCHOOL (2) GOVERNING BOARD MEMBER D. J. Fraker
- E: LEMOORE UNION SCHOOL (2) GOVERNING BOARD MEMBER E. M. Rowell
- H: LEMOORE UNION SCHOOL (2) GOVERNING BOARD MEMBER D. Vickstrom
- K: LEMOORE UNION SCHOOL (2) GOVERNING BOARD MEMBER
- C: LEMOORE UNION SCHOOL (2) GOVERNING BOARD MEMBER L. Starrett
- F: LEMOORE UNION SCHOOL (2) GOVERNING BOARD MEMBER G. S. Landrus
- I: LEMOORE UNION SCHOOL (2) GOVERNING BOARD MEMBER Writein Votes
- L: LEMOORE UNION SCHOOL (2) GOVERNING BOARD MEMBER

R E C A P	Voters	Trnout	Pct	A	B	C	D	E	F	G	H	I	J	K	L
UNINCORPORATED	868	597	68.8	124	285	82	134	89	169	52	4				
ABSENTEE VOTER UNINCORP	0	46	0.0	10	28	6	5	1	17	2	0				
TOTAL UNINCORPORATED	868	643	74.1	134	313	88	139	90	186	54	4				
COUNTY PRECINCT TOTAL	6334	3955	62.4	1209	1641	690	853	555	992	403	23				
COUNTY ABSENTEE TOTAL	0	634	0.0	194	295	85	151	90	191	52	2				
** COUNTY TOTALS	6334	4589	72.5	1403	1936	775	1004	645	1183	455	25				

----- C O L U M N L E G E N D -----

- |   |  |  |    |
|---|--|--|----|
| A:  | D: LEMOORE UNION SCHOOL (2)<br>GOVERNING BOARD MEMBER<br>J. Rainey     | G: LEMOORE UNION SCHOOL (2)<br>GOVERNING BOARD MEMBER<br>B. Mc Key     | J: |
| B: LEMOORE UNION SCHOOL (2)<br>GOVERNING BOARD MEMBER<br>D. J. Fraker | E: LEMOORE UNION SCHOOL (2)<br>GOVERNING BOARD MEMBER<br>E. M. Rowell  | H: LEMOORE UNION SCHOOL (2)<br>GOVERNING BOARD MEMBER<br>D. Vickstrom  | K: |
| C: LEMOORE UNION SCHOOL (2)<br>GOVERNING BOARD MEMBER<br>L. Starrett  | F: LEMOORE UNION SCHOOL (2)<br>GOVERNING BOARD MEMBER<br>G. S. Landrus | I: LEMOORE UNION SCHOOL (2)<br>GOVERNING BOARD MEMBER<br>Writein Votes | L: |

Precinct	Voters	Trnout	Pct	A	B	C	D	E	F	G	H	I	J	K	L
1074 NO POLL - ABS PRE	22	17	77.3		7	10	0								
==> Precinct Totals	22	17	77.3		7	10	0								
==> Absentee Totals	0	0	0.0		0	0	0								
==> Total Votes	22	17	77.3		7	10	0								

----- C O L U M N L E G E N D -----

- A: TRAVER ELEMENTARY SCHOOL GOVERNING BOARD MEMBER
- B: TRAVER ELEMENTARY SCHOOL GOVERNING BOARD MEMBER J. Anderson
- C: TRAVER ELEMENTARY SCHOOL GOVERNING BOARD MEMBER G. Brewster
- D: TRAVER ELEMENTARY SCHOOL GOVERNING BOARD MEMBER Writein Votes
- E: TRAVER ELEMENTARY SCHOOL GOVERNING BOARD MEMBER J. Anderson
- F: TRAVER ELEMENTARY SCHOOL GOVERNING BOARD MEMBER G. Brewster
- G: TRAVER ELEMENTARY SCHOOL GOVERNING BOARD MEMBER
- H: TRAVER ELEMENTARY SCHOOL GOVERNING BOARD MEMBER J. Anderson
- I: TRAVER ELEMENTARY SCHOOL GOVERNING BOARD MEMBER G. Brewster
- J: TRAVER ELEMENTARY SCHOOL GOVERNING BOARD MEMBER
- K: TRAVER ELEMENTARY SCHOOL GOVERNING BOARD MEMBER J. Anderson
- L: TRAVER ELEMENTARY SCHOOL GOVERNING BOARD MEMBER G. Brewster

R E C A P	Voters	Trnout	Pct	A	B	C	D	E	F	G	H	I	J	K	L
20TH CONGRESSIONAL DIST	22	17	77.3		7	10	0								
16TH SENATE	22	17	77.3		7	10	0								
30TH ASSEMBLY DISTRICT	22	17	77.3		7	10	0								
SUPERVISOR DISTRICT 1	0	0	0.0		0	0	0								
ABSENTEE DISTRICT 1	0	0	0.0		0	0	0								
TOTAL DISTRICT 1	0	0	0.0		0	0	0								
SUPERVISOR DISTRICT 2	0	0	0.0		0	0	0								
ABSENTEE DISTRICT 2	0	0	0.0		0	0	0								
TOTAL DISTRICT 2	0	0	0.0		0	0	0								
SUPERVISOR DISTRICT 3	0	0	0.0		0	0	0								
ABSENTEE DISTRICT 3	0	0	0.0		0	0	0								
TOTAL DISTRICT 3	0	0	0.0		0	0	0								
SUPERVISOR DISTRICT 4	0	0	0.0		0	0	0								
ABSENTEE DISTRICT 4	0	0	0.0		0	0	0								
TOTAL DISTRICT 4	0	0	0.0		0	0	0								
SUPERVISOR DISTRICT 5	22	17	77.3		7	10	0								
ABSENTEE DISTRICT 5	0	0	0.0		0	0	0								
TOTAL DISTRICT 5	22	17	77.3		7	10	0								
CITY OF AVENAL	0	0	0.0		0	0	0								
ABSENTEE VOTERS AVENAL	0	0	0.0		0	0	0								
TOTAL CITY OF AVENAL	0	0	0.0		0	0	0								
CITY OF CORCORAN	0	0	0.0		0	0	0								
ABSENTEE VOTER CORCORAN	0	0	0.0		0	0	0								
TOTAL CITY OF CORCORAN	0	0	0.0		0	0	0								
CITY OF HANFORD	0	0	0.0		0	0	0								
ABSENTEE VOTER HANFORD	0	0	0.0		0	0	0								
TOTAL CITY OF HANFORD	0	0	0.0		0	0	0								
CITY OF LEMOORE	0	0	0.0		0	0	0								
ABSENTEE VOTER LEMOORE	0	0	0.0		0	0	0								
TOTAL CITY OF LEMOORE	0	0	0.0		0	0	0								

----- COLUMN LEGEND -----

A:	D: TRAVER ELEMENTARY SCHOOL GOVERNING BOARD MEMBER	J:
B: TRAVER ELEMENTARY SCHOOL GOVERNING BOARD MEMBER	E:	K:
J. Anderson	F:	L:
C: TRAVER ELEMENTARY SCHOOL GOVERNING BOARD MEMBER	G: Writein Votes	
G. Brewster	H:	
	I:	

R E C A P	Voters	Trnout	Pct	A	B	C	D	E	F	G	H	I	J	K	L
UNINCORPORATED	22	17	77.3		7	10	0								
ABSENTEE VOTER UNINCORP	0	0	0.0		0	0	0								
TOTAL UNINCORPORATED	22	17	77.3		7	10	0								
COUNTY PRECINCT TOTAL	22	17	77.3		7	10	0								
COUNTY ABSENTEE TOTAL	0	0	0.0		0	0	0								
** COUNTY TOTALS	22	17	77.3		7	10	0								

----- COLUMN LEGEND -----

- A: TRAVER ELEMENTARY SCHOOL GOVERNING BOARD MEMBER  
Writein Votes
- B: TRAVER ELEMENTARY SCHOOL GOVERNING BOARD MEMBER  
J. Anderson
- C: TRAVER ELEMENTARY SCHOOL GOVERNING BOARD MEMBER  
G. Brehster
- D: TRAVER ELEMENTARY SCHOOL GOVERNING BOARD MEMBER  
Writein Votes
- E:
- F:
- G:
- H:
- I:
- J:
- K:
- L:

Precinct	Voters	Trnout	Pct	A	B	C	D	E	F	G	H	I	J	K	L
1077 NO POLL - ABS PRE	23	16	69.6		6	1	3	3	1	0	13	0			
==> Precinct Totals	23	16	69.6		6	1	3	3	1	0	13	0			
==> Absentee Totals	0	0	0.0		0	0	0	0	0	0	0	0			
==> Total Votes	23	16	69.6		6	1	3	3	1	0	13	0			

----- C O L U M N L E G E N D -----

- A: TULARE HIGH SCHOOL (2)  
GOVERNING BOARD MEMBER  
W. K. Swanson
- B: TULARE HIGH SCHOOL (2)  
GOVERNING BOARD MEMBER  
C. Flores
- C: TULARE HIGH SCHOOL (2)  
GOVERNING BOARD MEMBER  
W. Smith
- D: TULARE HIGH SCHOOL (2)  
GOVERNING BOARD MEMBER  
W. K. Swanson
- E: TULARE HIGH SCHOOL (2)  
GOVERNING BOARD MEMBER  
R. M. Ortega
- F: TULARE HIGH SCHOOL (2)  
GOVERNING BOARD MEMBER  
A. D. Mahan
- G: TULARE HIGH SCHOOL (2)  
GOVERNING BOARD MEMBER  
L. M. Dodson
- H: TULARE HIGH SCHOOL (2)  
GOVERNING BOARD MEMBER  
J. V. Cardoza III
- I: TULARE HIGH SCHOOL (2)  
GOVERNING BOARD MEMBER  
Writein Votes
- J:
- K:
- L:



R E C A P	Voters	Trnout	Pct	A	B	C	D	E	F	G	H	I	J	K	L
20TH CONGRESSIONAL DIST	23	16	69.6		6	1	3	3	1	0	13	0			
16TH SENATE	23	16	69.6		6	1	3	3	1	0	13	0			
30TH ASSEMBLY DISTRICT	23	16	69.6		6	1	3	3	1	0	13	0			
SUPERVISOR DISTRICT 1	0	0	0.0		0	0	0	0	0	0	0	0			
ABSENTEE DISTRICT 1	0	0	0.0		0	0	0	0	0	0	0	0			
TOTAL DISTRICT 1	0	0	0.0		0	0	0	0	0	0	0	0			
SUPERVISOR DISTRICT 2	0	0	0.0		0	0	0	0	0	0	0	0			
ABSENTEE DISTRICT 2	0	0	0.0		0	0	0	0	0	0	0	0			
TOTAL DISTRICT 2	0	0	0.0		0	0	0	0	0	0	0	0			
SUPERVISOR DISTRICT 3	0	0	0.0		0	0	0	0	0	0	0	0			
ABSENTEE DISTRICT 3	0	0	0.0		0	0	0	0	0	0	0	0			
TOTAL DISTRICT 3	0	0	0.0		0	0	0	0	0	0	0	0			
SUPERVISOR DISTRICT 4	0	0	0.0		0	0	0	0	0	0	0	0			
ABSENTEE DISTRICT 4	0	0	0.0		0	0	0	0	0	0	0	0			
TOTAL DISTRICT 4	0	0	0.0		0	0	0	0	0	0	0	0			
SUPERVISOR DISTRICT 5	23	16	69.6		6	1	3	3	1	0	13	0			
ABSENTEE DISTRICT 5	0	0	0.0		0	0	0	0	0	0	0	0			
TOTAL DISTRICT 5	23	16	69.6		6	1	3	3	1	0	13	0			
CITY OF AVENAL	0	0	0.0		0	0	0	0	0	0	0	0			
ABSENTEE VOTERS AVENAL	0	0	0.0		0	0	0	0	0	0	0	0			
TOTAL CITY OF AVENAL	0	0	0.0		0	0	0	0	0	0	0	0			
CITY OF CORCORAN	0	0	0.0		0	0	0	0	0	0	0	0			
ABSENTEE VOTER CORCORAN	0	0	0.0		0	0	0	0	0	0	0	0			
TOTAL CITY OF CORCORAN	0	0	0.0		0	0	0	0	0	0	0	0			
CITY OF HANFORD	0	0	0.0		0	0	0	0	0	0	0	0			
ABSENTEE VOTER HANFORD	0	0	0.0		0	0	0	0	0	0	0	0			
TOTAL CITY OF HANFORD	0	0	0.0		0	0	0	0	0	0	0	0			
CITY OF LEMOORE	0	0	0.0		0	0	0	0	0	0	0	0			
ABSENTEE VOTER LEMOORE	0	0	0.0		0	0	0	0	0	0	0	0			
TOTAL CITY OF LEMOORE	0	0	0.0		0	0	0	0	0	0	0	0			

C O L U M N L E G E N D

A:	D: TULARE HIGH SCHOOL (2) GOVERNING BOARD MEMBER W. K. Swanson	G: TULARE HIGH SCHOOL (2) GOVERNING BOARD MEMBER L. M. Dodson	J:
B: TULARE HIGH SCHOOL (2) GOVERNING BOARD MEMBER C. Flores	E: TULARE HIGH SCHOOL (2) GOVERNING BOARD MEMBER R. M. Ortega	H: TULARE HIGH SCHOOL (2) GOVERNING BOARD MEMBER J. V. Cardoza III	K:
C: TULARE HIGH SCHOOL (2) GOVERNING BOARD MEMBER W. Smith	F: TULARE HIGH SCHOOL (2) GOVERNING BOARD MEMBER A. D. Mahan	I: TULARE HIGH SCHOOL (2) GOVERNING BOARD MEMBER Writein Votes	L:

R E C A P	Voters	Trnout	Pct	A	B	C	D	E	F	G	H	I	J	K	L
UNINCORPORATED	23	16	69.6	6	1	3	3	3	1	0	13	0			
ABSENTEE VOTER UNINCORP	0	0	0.0	0	0	0	0	0	0	0	0	0			
TOTAL UNINCORPORATED	23	16	69.6	6	1	3	3	3	1	0	13	0			
COUNTY PRECINCT TOTAL	23	16	69.6	6	1	3	3	3	1	0	13	0			
COUNTY ABSENTEE TOTAL	0	0	0.0	0	0	0	0	0	0	0	0	0			
** COUNTY TOTALS	23	16	69.6	6	1	3	3	3	1	0	13	0			

----- C O L U M N L E G E N D -----

A:	D: TULARE HIGH SCHOOL (2) GOVERNING BOARD MEMBER W. K. Swanson	G: TULARE HIGH SCHOOL (2) GOVERNING BOARD MEMBER L. M. Dodson	J:
B: TULARE HIGH SCHOOL (2) GOVERNING BOARD MEMBER C. Flores	E: TULARE HIGH SCHOOL (2) GOVERNING BOARD MEMBER R. M. Ortega	H: TULARE HIGH SCHOOL (2) GOVERNING BOARD MEMBER J. V. Cardoza III	K:
C: TULARE HIGH SCHOOL (2) GOVERNING BOARD MEMBER W. Smith	F: TULARE HIGH SCHOOL (2) GOVERNING BOARD MEMBER A. D. Mahan	I: TULARE HIGH SCHOOL (2) GOVERNING BOARD MEMBER Writein Votes	L:

Precinct	Voters	Trnout	Pct	A	B	C	D	E	F	G	H	I	J	K	L
1077 NO POLL - ABS PRE	23	16	69.6		9	0	14	5	1	0					
==> Precinct Totals	23	16	69.6		9	0	14	5	1	0					
==> Absentee Totals	0	0	0.0		0	0	0	0	0	0					
==> Total Votes	23	16	69.6		9	0	14	5	1	0					

----- C O L U M N L E G E N D -----

A:	D: WAUKENA ELEMENTARY (2) GOVERNING BOARD MEMBER V. Gomes	G: WAUKENA ELEMENTARY (2) GOVERNING BOARD MEMBER Writein Votes	J:
B: WAUKENA ELEMENTARY (2) GOVERNING BOARD MEMBER D. C. Freitas	E: WAUKENA ELEMENTARY (2) GOVERNING BOARD MEMBER K. A. Myers	H:	K:
C: WAUKENA ELEMENTARY (2) GOVERNING BOARD MEMBER D. Simpson	F: WAUKENA ELEMENTARY (2) GOVERNING BOARD MEMBER H. J. Harmon	I:	L:

R E C A P	Voters	Trnout	Pct	A	B	C	D	E	F	G	H	I	J	K	L
20TH CONGRESSIONAL DIST	23	16	69.6		9	0	14	5	1	0					
16TH SENATE	23	16	69.6		9	0	14	5	1	0					
30TH ASSEMBLY DISTRICT	23	16	69.6		9	0	14	5	1	0					
SUPERVISOR DISTRICT 1	0	0	0.0		0	0	0	0	0	0					
ABSENTEE DISTRICT 1	0	0	0.0		0	0	0	0	0	0					
TOTAL DISTRICT 1	0	0	0.0		0	0	0	0	0	0					
SUPERVISOR DISTRICT 2	0	0	0.0		0	0	0	0	0	0					
ABSENTEE DISTRICT 2	0	0	0.0		0	0	0	0	0	0					
TOTAL DISTRICT 2	0	0	0.0		0	0	0	0	0	0					
SUPERVISOR DISTRICT 3	0	0	0.0		0	0	0	0	0	0					
ABSENTEE DISTRICT 3	0	0	0.0		0	0	0	0	0	0					
TOTAL DISTRICT 3	0	0	0.0		0	0	0	0	0	0					
SUPERVISOR DISTRICT 4	0	0	0.0		0	0	0	0	0	0					
ABSENTEE DISTRICT 4	0	0	0.0		0	0	0	0	0	0					
TOTAL DISTRICT 4	0	0	0.0		0	0	0	0	0	0					
SUPERVISOR DISTRICT 5	23	16	69.6		9	0	14	5	1	0					
ABSENTEE DISTRICT 5	0	0	0.0		0	0	0	0	0	0					
TOTAL DISTRICT 5	23	16	69.6		9	0	14	5	1	0					
CITY OF AVENAL	0	0	0.0		0	0	0	0	0	0					
ABSENTEE VOTERS AVENAL	0	0	0.0		0	0	0	0	0	0					
TOTAL CITY OF AVENAL	0	0	0.0		0	0	0	0	0	0					
CITY OF CORCORAN	0	0	0.0		0	0	0	0	0	0					
ABSENTEE VOTER CORCORAN	0	0	0.0		0	0	0	0	0	0					
TOTAL CITY OF CORCORAN	0	0	0.0		0	0	0	0	0	0					
CITY OF HANFORD	0	0	0.0		0	0	0	0	0	0					
ABSENTEE VOTER HANFORD	0	0	0.0		0	0	0	0	0	0					
TOTAL CITY OF HANFORD	0	0	0.0		0	0	0	0	0	0					
CITY OF LEMOORE	0	0	0.0		0	0	0	0	0	0					
ABSENTEE VOTER LEMOORE	0	0	0.0		0	0	0	0	0	0					
TOTAL CITY OF LEMOORE	0	0	0.0		0	0	0	0	0	0					

----- COLUMN LEGEND -----

- A: D: WAUKENA ELEMENTARY (2) GOVERNING BOARD MEMBER V. Gomes
- B: WAUKENA ELEMENTARY (2) GOVERNING BOARD MEMBER D. C. Freitas
- C: WAUKENA ELEMENTARY (2) GOVERNING BOARD MEMBER D. Simpson
- E: WAUKENA ELEMENTARY (2) GOVERNING BOARD MEMBER K. A. Myers
- F: WAUKENA ELEMENTARY (2) GOVERNING BOARD MEMBER H. J. Harmon
- G: WAUKENA ELEMENTARY (2) GOVERNING BOARD MEMBER Writein Votes
- H:
- I:
- J:
- K:
- L:

R E C A P	Voters	Trnout	Pct	A	B	C	D	E	F	G	H	I	J	K	L
UNINCORPORATED	23	16	69.6	9	0	0	14	5	1	0					
ABSENTEE VOTER UNINCORP	0	0	0.0	0	0	0	0	0	0	0					
TOTAL UNINCORPORATED	23	16	69.6	9	0	0	14	5	1	0					
COUNTY PRECINCT TOTAL	23	16	69.6	9	0	0	14	5	1	0					
COUNTY ABSENTEE TOTAL	0	0	0.0	0	0	0	0	0	0	0					
** COUNTY TOTALS	23	16	69.6	9	0	0	14	5	1	0					

----- C O L U M N L E G E N D -----

A:	D: WAUKENA ELEMENTARY (2) GOVERNING BOARD MEMBER V. Gomes	G: WAUKENA ELEMENTARY (2) GOVERNING BOARD MEMBER Writein Votes	J:
B: WAUKENA ELEMENTARY (2) GOVERNING BOARD MEMBER D. C. Freitas	E: WAUKENA ELEMENTARY (2) GOVERNING BOARD MEMBER K. A. Myers	H:	K:
C: WAUKENA ELEMENTARY (2) GOVERNING BOARD MEMBER D. Simpson	F: WAUKENA ELEMENTARY (2) GOVERNING BOARD MEMBER H. J. Harmon	I:	L:

Precinct	Voters	Trnout	Pct	A	B	C	D	E	F	G	H	I	J	K	L
20 AVENAL JUST COURT	900	517	57.4		306	237	207	0							
21 AVENAL HIGH SCH AUD	480	303	63.1		162	134	158	1							
22 KETTLEMAN SCH LIB	190	109	57.4		47	35	43	2							
1025 NO POLL - ABS PRE	28	28	100.0		20	10	12	0							
20 AV AVENAL JUST COURT	0	67	0.0		33	24	16	1							
21 AV AVENAL HIGH SC AUD	0	29	0.0		16	17	15	0							
22 AV KETTLEMAN SCH LIB	0	4	0.0		2	2	2	0							
==> Precinct Totals	1598	957	59.9		535	416	420	3							
==> Absentee Totals	0	100	0.0		51	43	33	1							
==> Total Votes	1598	1057	66.1		586	459	453	4							

C O L U M N L E G E N D

A:	D: AVENAL HOSPITAL (2) DIRECTOR J. D. Tuttle	G:	J:
B: AVENAL HOSPITAL (2) DIRECTOR E. C. Jenkins	E: AVENAL HOSPITAL (2) DIRECTOR Writein Votes	H:	K:
C: AVENAL HOSPITAL (2) DIRECTOR W. K. Harvick	F:	I:	L:

R E C A P	Voters	Trnout	Pct	A	B	C	D	E	F	G	H	I	J	K	L
20TH CONGRESSIONAL DIST	1598	1057	66.1	586	459	453	4								
16TH SENATE	1598	1057	66.1	586	459	453	4								
30TH ASSEMBLY DISTRICT	1598	1057	66.1	586	459	453	4								
SUPERVISOR DISTRICT 1	0	0	0.0	0	0	0	0	0	0	0	0	0	0	0	0
ABSENTEE DISTRICT 1	0	0	0.0	0	0	0	0	0	0	0	0	0	0	0	0
TOTAL DISTRICT 1	0	0	0.0	0	0	0	0	0	0	0	0	0	0	0	0
SUPERVISOR DISTRICT 2	1598	957	59.9	535	416	420	3								
ABSENTEE DISTRICT 2	0	100	0.0	51	43	33	1								
TOTAL DISTRICT 2	1598	1057	66.1	586	459	453	4								
SUPERVISOR DISTRICT 3	0	0	0.0	0	0	0	0	0	0	0	0	0	0	0	0
ABSENTEE DISTRICT 3	0	0	0.0	0	0	0	0	0	0	0	0	0	0	0	0
TOTAL DISTRICT 3	0	0	0.0	0	0	0	0	0	0	0	0	0	0	0	0
SUPERVISOR DISTRICT 4	0	0	0.0	0	0	0	0	0	0	0	0	0	0	0	0
ABSENTEE DISTRICT 4	0	0	0.0	0	0	0	0	0	0	0	0	0	0	0	0
TOTAL DISTRICT 4	0	0	0.0	0	0	0	0	0	0	0	0	0	0	0	0
SUPERVISOR DISTRICT 5	0	0	0.0	0	0	0	0	0	0	0	0	0	0	0	0
ABSENTEE DISTRICT 5	0	0	0.0	0	0	0	0	0	0	0	0	0	0	0	0
TOTAL DISTRICT 5	0	0	0.0	0	0	0	0	0	0	0	0	0	0	0	0
CITY OF AVENAL	1380	820	59.4	468	371	365	1								
ABSENTEE VOTERS AVENAL	0	96	0.0	49	41	31	1								
TOTAL CITY OF AVENAL	1380	916	66.4	517	412	396	2								
CITY OF CORCORAN	0	0	0.0	0	0	0	0	0	0	0	0	0	0	0	0
ABSENTEE VOTER CORCORAN	0	0	0.0	0	0	0	0	0	0	0	0	0	0	0	0
TOTAL CITY OF CORCORAN	0	0	0.0	0	0	0	0	0	0	0	0	0	0	0	0
CITY OF HANFORD	0	0	0.0	0	0	0	0	0	0	0	0	0	0	0	0
ABSENTEE VOTER HANFORD	0	0	0.0	0	0	0	0	0	0	0	0	0	0	0	0
TOTAL CITY OF HANFORD	0	0	0.0	0	0	0	0	0	0	0	0	0	0	0	0
CITY OF LEMOORE	0	0	0.0	0	0	0	0	0	0	0	0	0	0	0	0
ABSENTEE VOTER LEMOORE	0	0	0.0	0	0	0	0	0	0	0	0	0	0	0	0
TOTAL CITY OF LEMOORE	0	0	0.0	0	0	0	0	0	0	0	0	0	0	0	0

C O L U M N L E G E N D

A:	D: AVENAL HOSPITAL (2) DIRECTOR J. D. Tuttle	G:	J:
B: AVENAL HOSPITAL (2) DIRECTOR E. C. Jenkins	E: AVENAL HOSPITAL (2) DIRECTOR Writein Votes	H:	K:
C: AVENAL HOSPITAL (2) DIRECTOR W. K. Harvick	F:	I:	L:

R E C A P	Voters	Trnout	Pct	A	B	C	D	E	F	G	H	I	J	K	L
UNINCORPORATED	218	137	62.8		67	45	55	2							
ABSENTEE VOTER UNINCORP	0	4	0.0		2	2	2	0							
TOTAL UNINCORPORATED	218	141	64.7		69	47	57	2							
COUNTY PRECINCT TOTAL	1598	957	59.9		535	416	420	3							
COUNTY ABSENTEE TOTAL	0	100	0.0		51	43	33	1							
** COUNTY TOTALS	1598	1057	66.1		586	459	453	4							

----- C O L U M N L E G E N D -----

- A: D: AVENAL HOSPITAL (2)  
DIRECTOR  
J. D. Tuttle
- B: AVENAL HOSPITAL (2)  
DIRECTOR  
E. C. Jenkins
- C: AVENAL HOSPITAL (2)  
DIRECTOR  
W. K. Harvick
- F: I: L:
- G: H: K: J:



Precinct	Voters	Trnout	Pct	A	B	C	D	E	F	G	H	I	J	K	L
16 CORCORAN COUNCIL	1227	547	44.6		314	189	246	1							
17 1ST UNI METHODIST CH	841	539	64.1		356	121	294	4							
18 KATE BOSWELL SEN CTR	1251	482	38.5		267	171	246	3							
19 CORCORAN IRR DIST	797	342	42.9		152	125	126	0							
1023 NO POLL - ABS PRE	16	11	68.8		10	3	5	1							
1024 NO POLL - ABS PRE	16	13	81.3		4	5	5	0							
1055 NO POLL - ABS PRE	0	0	0.0		0	0	0	0							
1057 NO POLL - ABS PRE	10	7	70.0		4	4	2	0							
1075 NO POLL - ABS PRE	1	1	100.0		1	1	0	0							
1078 NO POLL - ABS PRE	14	14	100.0		7	3	7	0							
1078 NO POLL - ABS PRE	21	17	81.0		13	1	14	0							
16 AV CORCORAN COUNCIL	0	271	0.0		61	202	52	1							
17 AV 1ST UNI METHODST CH	0	131	0.0		76	55	63	0							
18 AV KATE BOSWELL SEN	0	364	0.0		84	286	62	2							
19 AV CORCORAN IRR DIST	0	134	0.0		40	85	27	1							
==> Precinct Totals	4194	1973	47.0		1128	623	945	9							
==> Absentee Totals	0	900	0.0		261	628	204	4							
==> Total Votes	4194	2873	68.5		1389	1251	1149	13							

----- COLUMN LEGEND -----

A:	D: CORCORAN HOSPITAL (2) DIRECTOR G. A. Prince	G:	J:
B: CORCORAN HOSPITAL (2) DIRECTOR G. M. Fuller Jr.	E: CORCORAN HOSPITAL (2) DIRECTOR Writein Votes	H:	K:
C: CORCORAN HOSPITAL (2) DIRECTOR R. Burnias	F:	I:	L:

R E C A P	Voters	Trnout	Pct	A	B	C	D	E	F	G	H	I	J	K	L
20TH CONGRESSIONAL DIST	4194	2873	68.5	1389	1251	1149	13								
16TH SENATE	4194	2873	68.5	1389	1251	1149	13								
30TH ASSEMBLY DISTRICT	4194	2873	68.5	1389	1251	1149	13								
SUPERVISOR DISTRICT 1	0	0	0.0	0	0	0	0	0	0	0	0	0	0	0	0
ABSENTEE DISTRICT 1	0	0	0.0	0	0	0	0	0	0	0	0	0	0	0	0
TOTAL DISTRICT 1	0	0	0.0	0	0	0	0	0	0	0	0	0	0	0	0
SUPERVISOR DISTRICT 2	4148	1934	46.6	1103	614	922	9								
ABSENTEE DISTRICT 2	0	900	0.0	261	628	204	4								
TOTAL DISTRICT 2	4148	2834	68.3	1364	1242	1126	13								
SUPERVISOR DISTRICT 3	0	0	0.0	0	0	0	0	0	0	0	0	0	0	0	0
ABSENTEE DISTRICT 3	0	0	0.0	0	0	0	0	0	0	0	0	0	0	0	0
TOTAL DISTRICT 3	0	0	0.0	0	0	0	0	0	0	0	0	0	0	0	0
SUPERVISOR DISTRICT 4	11	8	72.7	5	5	2	0								
ABSENTEE DISTRICT 4	0	0	0.0	0	0	0	0	0	0	0	0	0	0	0	0
TOTAL DISTRICT 4	11	8	72.7	5	5	2	0								
SUPERVISOR DISTRICT 5	35	31	88.6	20	4	21	0								
ABSENTEE DISTRICT 5	0	0	0.0	0	0	0	0	0	0	0	0	0	0	0	0
TOTAL DISTRICT 5	35	31	88.6	20	4	21	0								
CITY OF AVENAL	0	0	0.0	0	0	0	0	0	0	0	0	0	0	0	0
ABSENTEE VOTERS AVENAL	0	0	0.0	0	0	0	0	0	0	0	0	0	0	0	0
TOTAL CITY OF AVENAL	0	0	0.0	0	0	0	0	0	0	0	0	0	0	0	0
CITY OF CORCORAN	3319	1568	47.2	937	481	786	8								
ABSENTEE VOTER CORCORAN	0	766	0.0	221	543	177	3								
TOTAL CITY OF CORCORAN	3319	2334	70.3	1158	1024	963	11								
CITY OF HANFORD	0	0	0.0	0	0	0	0	0	0	0	0	0	0	0	0
ABSENTEE VOTER HANFORD	0	0	0.0	0	0	0	0	0	0	0	0	0	0	0	0
TOTAL CITY OF HANFORD	0	0	0.0	0	0	0	0	0	0	0	0	0	0	0	0
CITY OF LEMOORE	0	0	0.0	0	0	0	0	0	0	0	0	0	0	0	0
ABSENTEE VOTER LEMOORE	0	0	0.0	0	0	0	0	0	0	0	0	0	0	0	0
TOTAL CITY OF LEMOORE	0	0	0.0	0	0	0	0	0	0	0	0	0	0	0	0

C O L U M N L E G E N D

A:	D: CORCORAN HOSPITAL (2) DIRECTOR G. A. Prince	G:	J:
B: CORCORAN HOSPITAL (2) DIRECTOR G. M. Fuller Jr.	E: CORCORAN HOSPITAL (2) DIRECTOR Writein Votes	H:	K:
C: CORCORAN HOSPITAL (2) DIRECTOR R. Burnias	F:	I:	L:

R E C A P	Voters	Trnout	Pct	A	B	C	D	E	F	G	H	I	J	K	L
UNINCORPORATED	875	405	46.3	191	142	159	1								
ABSENTEE VOTER UNINCORP	0	134	0.0	40	85	27	1								
TOTAL UNINCORPORATED	875	539	61.6	231	227	186	2								
COUNTY PRECINCT TOTAL	4194	1973	47.0	1128	623	945	9								
COUNTY ABSENTEE TOTAL	0	900	0.0	261	628	204	4								
** COUNTY TOTALS	4194	2873	68.5	1389	1251	1149	13								

C O L U M N L E G E N D

A:	D: CORCORAN HOSPITAL (2) DIRECTOR G. A. Prince	G:	J:
B: CORCORAN HOSPITAL (2) DIRECTOR G. M. Fuller Jr.	E: CORCORAN HOSPITAL (2) DIRECTOR Whitein Votes	H:	K:
C: CORCORAN HOSPITAL (2) DIRECTOR R. Burnias	F:	I:	L:

Precinct	Voters	Trnout	Pct	A	B	C	D	E	F	G	H	I	J	K	L
20 AVENAL JUST COURT	900	517	57.4	191	271	178	278								
21 AVENAL HIGH SCH AUD	480	303	63.1	108	170	107	167								
20 AV AVENAL JUST COURT	0	67	0.0	27	19	26	21								
21 AV AVENAL HIGH SC AUD	0	29	0.0	11	16	11	16								
==> Precinct Totals	1380	820	59.4	299	441	285	445								
==> Absentee Totals	0	96	0.0	38	35	37	37								
==> Total Votes	1380	916	66.4	337	476	322	482								

----- COLUMN LEGEND -----

A:	D:	G:	J:
B: CITY OF AVENAL MEASURE - A Shall City Clerk	E: CITY OF AVENAL Measure - A Shall City Treasurer YES	H:	K:
C: CITY OF AVENAL MEASURE - A Be Appointive?	F: CITY OF AVENAL Measure - A Be Appointive?	I:	L:

R E C A P	Voters	Trnout	Pct	A	B	C	D	E	F	G	H	I	J	K	L
20TH CONGRESSIONAL DIST	1380	916	66.4		337	476		322	482						
16TH SENATE	1380	916	66.4		337	476		322	482						
30TH ASSEMBLY DISTRICT	1380	916	66.4		337	476		322	482						
SUPERVISOR DISTRICT 1	0	0	0.0		0	0		0	0						
ABSENTEE DISTRICT 1	0	0	0.0		0	0		0	0						
TOTAL DISTRICT 1	0	0	0.0		0	0		0	0						
SUPERVISOR DISTRICT 2	1380	820	59.4		299	441		285	445						
ABSENTEE DISTRICT 2	0	96	0.0		38	35		37	37						
TOTAL DISTRICT 2	1380	916	66.4		337	476		322	482						
SUPERVISOR DISTRICT 3	0	0	0.0		0	0		0	0						
ABSENTEE DISTRICT 3	0	0	0.0		0	0		0	0						
TOTAL DISTRICT 3	0	0	0.0		0	0		0	0						
SUPERVISOR DISTRICT 4	0	0	0.0		0	0		0	0						
ABSENTEE DISTRICT 4	0	0	0.0		0	0		0	0						
TOTAL DISTRICT 4	0	0	0.0		0	0		0	0						
SUPERVISOR DISTRICT 5	0	0	0.0		0	0		0	0						
ABSENTEE DISTRICT 5	0	0	0.0		0	0		0	0						
TOTAL DISTRICT 5	0	0	0.0		0	0		0	0						
CITY OF AVENAL	1380	820	59.4		299	441		285	445						
ABSENTEE VOTERS AVENAL	0	96	0.0		38	35		37	37						
TOTAL CITY OF AVENAL	1380	916	66.4		337	476		322	482						
CITY OF CORCORAN	0	0	0.0		0	0		0	0						
ABSENTEE VOTER CORCORAN	0	0	0.0		0	0		0	0						
TOTAL CITY OF CORCORAN	0	0	0.0		0	0		0	0						
CITY OF HANFORD	0	0	0.0		0	0		0	0						
ABSENTEE VOTER HANFORD	0	0	0.0		0	0		0	0						
TOTAL CITY OF HANFORD	0	0	0.0		0	0		0	0						
CITY OF LEMOORE	0	0	0.0		0	0		0	0						
ABSENTEE VOTER LEMOORE	0	0	0.0		0	0		0	0						
TOTAL CITY OF LEMOORE	0	0	0.0		0	0		0	0						

C O L U M N L E G E N D

A:	D:	G:	J:
B: CITY OF AVENAL MEASURE - A Shall City Clerk	YES	H:	K:
C: CITY OF AVENAL MEASURE - A Be Appointive?	NO	I:	L:
E: CITY OF AVENAL Measure - A Shall City Treasurer	YES		
F: CITY OF AVENAL Measure - A Be Appointive?	NO		

R E C A P	Voters	Trnout	Pct	A	B	C	D	E	F	G	H	I	J	K	L
UNINCORPORATED	0	0	0.0	0	0	0	0	0	0	0	0	0	0	0	0
ABSENTEE VOTER UNINCORP	0	0	0.0	0	0	0	0	0	0	0	0	0	0	0	0
TOTAL UNINCORPORATED	0	0	0.0	0	0	0	0	0	0	0	0	0	0	0	0
COUNTY PRECINCT TOTAL	1380	820	59.4	299	441	285	445	37	37	482					
COUNTY ABSENTEE TOTAL	0	96	0.0	38	35	37	37	37	37	482					
** COUNTY TOTALS	1380	916	66.4	337	476	322	482	482	482	482					

C O L U M N L E G E N D

A:	D:	G:	J:
B: CITY OF AVENAL MEASURE - A Shall City Clerk YES	E: CITY OF AVENAL Measure - A Shall City Treasurer YES	H:	K:
C: CITY OF AVENAL MEASURE - A Be Appointive? NO	F: CITY OF AVENAL Measure - A Be Appointive? NO	I:	L:

Precinct	Voters	Trnout	Pct	A	B	C	D	E	F	G	H	I	J	K	L
01 LEMOORE PRESB CHRUCH	1446	821	56.8		356	395		263	482		167	576		205	524
02 LEM ELEM SCH LIBRARY	887	588	66.3		255	295		187	357		100	444		165	370
03 FIRST BAPTIST CHURCH	1306	907	69.4		408	456		286	565		178	660		248	585
04 CENTRAL UN SCH (BR)	573	347	60.6		158	136		101	200		62	242		86	213
05 AKERS SCHOOL	885	471	53.2		293	136		180	241		116	311		141	272
06 STRATFORD FIRE STA	312	201	64.4		75	109		52	128		30	145		36	140
16 CORCORAN COUNCIL	1227	547	44.6		235	277		157	337		108	391		117	368
17 1ST UNI METHODIST CH	841	539	64.1		200	298		179	312		85	405		143	343
18 KATE BOSWELL SEN CTR	1251	482	38.5		202	249		142	298		111	334		130	307
19 CORCORAN IRR DIST	797	342	42.9		145	157		96	201		80	216		65	228
20 AVENAL JUST COURT	900	517	57.4		254	233		178	301		117	361		142	327
21 AVENAL HIGH SCH AUD	480	303	63.1		123	155		99	174		54	219		93	171
22 KETTLEMAN SCH LIB	190	109	57.4		53	43		29	66		24	74		31	65
26 HANFORD HI PRES CTR	1145	766	66.9		345	371		238	464		131	568		193	488
27 ST JAMES LUTHRN CH	1273	933	73.3		422	467		316	563		168	703		250	599
28 1ST BAPTIST HALL	1621	1121	69.2		511	567		364	689		180	881		285	766
29 MONROE SCH CAFETERIA	1009	672	66.6		289	332		213	397		127	487		186	412
30 K/R-HARDWICK SCHOOL	425	314	73.9		96	192		85	199		41	244		51	227
31 PIONEER SCH LIBRARY	485	346	71.3		130	192		90	222		55	259		80	230
32 MEADOW LN SCH LIBRARY	1789	1008	56.3		451	516		289	656		190	752		275	655
33 ISLAND FIRE STATION	610	425	69.7		143	241		107	274		67	315		90	285
34 CHRIST EPISCOPAL CH	378	233	61.6		78	130		43	155		33	166		41	152
40 NEW AG BLDG MULTI RM	1259	829	65.8		346	453		268	516		156	622		215	535
41 ROOSEVELT SCHOOL	1447	737	50.9		346	356		217	474		151	538		173	513
42 HOWARD BREWSTER RESID	303	162	53.5		76	79		58	96		25	127		33	117
43 CNTY ROAD SUP OFFICE	898	491	54.7		230	215		152	285		104	331		119	308
44 LA HERMOSA ASSEM GOD	771	301	39.0		162	95		108	145		76	168		84	157
45 ENVIRON HEALTH CONF	215	144	67.0		42	85		36	85		25	98		33	87
46 WILLIAM ROBINSON RES	194	93	47.9		34	51		22	60		19	65		22	59
47 ARMONA FIRE STATION	1009	630	62.4		207	346		152	397		82	466		125	413
48 ARMONA SENIOR CENTER	773	498	64.4		203	250		131	317		73	374		102	344
62 EPISCOPAL CHURCH SAV	674	352	52.2		171	154		138	186		81	238		98	217
63 HANFORD CIVIC AUD WST	973	598	61.5		262	306		194	363		101	458		150	401
64 SACRED HEART HOSP CON	1069	616	57.6		301	272		190	362		102	448		147	400
65 FRATERNAL HALL	949	595	62.7		291	272		163	393		119	437		160	387
66 GLAD TIDINGS CHURCH	1666	1072	64.3		457	562		322	680		198	803		227	749
67 RIVERBEND COMM CENTER	313	218	69.6		72	135		43	163		33	174		39	168
68 KIT CARSON FIRE STATN	852	535	62.8		190	316		107	374		72	422		82	394
69 GOLDEN WEST PANCAKE	218	108	49.5		44	54		40	58		23	73		31	64

C O L U M N L E G E N D

A:	D:	G:	J:
B: STATE PROPOSITIONS Proposition 155 School Facilities brdYES	E: STATE PROPOSITIONS Proposition 156 Passenger Rail	H: STATE PROPOSITIONS Proposition 157 Toll Roads / HighwaysYES	K: STATE PROPOSITIONS Proposition 158 California Analyst
C: STATE PROPOSITIONS Proposition 155 Improv. Public SchoolNO	F: STATE PROPOSITIONS Proposition 156 Rail Transit ProgramsNO	I: STATE PROPOSITIONS Proposition 157 Free Within 35 Years NO	L: STATE PROPOSITIONS Proposition 158 Creates Office Of
			YES
			NO

Precinct	Voters	Trnout	Pct	A	B	C	D	E	F	G	H	I	J	K	L
70 KINGS CHRISTIAN CHRCH	410	267	65.1		94	154		72	163		37	205		65	169
71 HOMEGARDEN COM DIST	462	181	39.2		89	74		65	93		34	125		56	97
72 LAKESIDE SCHOOL	322	217	67.4		71	122		50	143		32	158		37	151
73 BURRIS PARK FIRE STN	297	181	60.9		55	107		39	119		21	141		27	134
1007 NO POLL - ABS PRE	10	4	40.0		1	3		1	3		3	1		2	2
1008 NO POLL - ABS PRE	178	110	61.8		57	49		42	64		22	85		24	80
1009 NO POLL - ABS PRE	5	5	100.0		2	3		2	3		1	3		2	3
1010 NO POLL - ABS PRE	123	100	81.3		40	52		31	60		27	63		16	70
1011 NO POLL - ABS PRE	0	0	0.0		0	0		0	0		0	0		0	0
1012 NO POLL - ABS PRE	0	0	0.0		0	0		0	0		0	0		0	0
1013 NO POLL - ABS PRE	38	34	89.5		15	17		8	22		4	26		13	16
1014 NO POLL - ABS PRE	136	110	80.9		41	59		22	78		13	89		22	77
1015 NO POLL - ABS PRE	5	3	60.0		0	2		0	2		0	2		0	2
1023 NO POLL - ABS PRE	16	11	68.8		10	2		2	10		4	8		2	10
1024 NO POLL - ABS PRE	16	13	81.3		3	6		0	8		2	8		2	8
1025 NO POLL - ABS PRE	28	28	100.0		7	21		5	23		5	22		3	23
1035 NO POLL - ABS PRE	57	50	87.7		23	26		11	37		4	42		6	37
1036 NO POLL - ABS PRE	46	38	82.6		12	26		12	25		6	31		3	34
1037 NO POLL - ABS PRE	1	1	100.0		0	1		0	1		1	0		0	1
1038 NO POLL - ABS PRE	102	87	85.3		35	39		26	46		24	49		26	44
1039 NO POLL - ABS PRE	132	104	78.8		49	47		24	69		23	71		13	78
1049 NO POLL - ABS PRE	3	3	100.0		1	2		0	2		1	1		0	3
1050 NO POLL - ABS PRE	46	35	76.1		17	17		11	21		8	23		5	27
1051 NO POLL - ABS PRE	65	43	66.2		17	21		14	27		6	30		13	26
1052 NO POLL - ABS PRE	108	86	79.6		27	48		19	49		14	58		13	55
1053 NO POLL - ABS PRE	23	19	82.6		9	10		7	12		4	12		3	15
1054 NO POLL - ABS PRE	30	25	83.3		14	11		9	15		8	16		7	17
1055 NO POLL - ABS PRE	0	0	0.0		0	0		0	0		0	0		0	0
1056 NO POLL - ABS PRE	26	18	69.2		6	10		5	11		5	11		4	12
1057 NO POLL - ABS PRE	10	7	70.0		3	3		4	1		2	4		1	5
1058 NO POLL - ABS PRE	1	1	100.0		0	1		1	1		0	1		0	1
1059 NO POLL - ABS PRE	120	56	46.7		33	19		15	35		8	44		16	35
1060 NO POLL - ABS PRE	4	2	50.0		0	2		0	2		0	2		0	2
1061 NO POLL - ABS PRE	48	39	81.3		13	23		7	25		3	32		6	29
1074 NO POLL - ABS PRE	22	17	77.3		3	14		2	15		3	14		2	15
1075 NO POLL - ABS PRE	14	14	100.0		4	10		2	12		2	12		0	14
1076 NO POLL - ABS PRE	7	5	71.4		0	5		0	5		0	5		1	3
1077 NO POLL - ABS PRE	23	16	69.6		9	6		4	8		0	14		1	13
1078 NO POLL - ABS PRE	21	17	81.0		5	12		4	12		4	12		0	15
1079 NO POLL - ABS PRE	10	8	80.0		2	6		0	8		0	8		1	7

C O L U M N L E G E N D

A:	D:	G:	J:
B: STATE PROPOSITIONS Proposition 155 School Facilities bndYES	E: STATE PROPOSITIONS Proposition 156 Passenger Rail YES	H: STATE PROPOSITIONS Proposition 157 Toll Roads / HighwaysYES	K: STATE PROPOSITIONS Proposition 158 California Analyst YES
C: STATE PROPOSITIONS Proposition 156 Improv. Public SchoolNO	F: STATE PROPOSITIONS Proposition 156 Rail Transit ProgramsNO	I: STATE PROPOSITIONS Proposition 157 Free Within 35 Years NO	L: STATE PROPOSITIONS Proposition 158 Creates Office Of NO



Precinct	Voters	Trnout	Pct	A	B	C	D	E	F	G	H	I	J	K	L
1080 NO POLL - ABS PRE	131	108	82.4		35	70		31	72		18	85		12	85
1081 NO POLL - ABS PRE	104	94	90.4		44	46		29	61		12	79		27	58
1082 NO POLL - ABS PRE	59	56	94.9		32	19		22	32		15	39		20	29
1083 NO POLL - ABS PRE	0	0	0.0		0	0		0	0		0	0		0	0
1084 NO POLL - ABS PRE	0	0	0.0		0	0		0	0		0	0		0	0
1085 NO POLL - ABS PRE	9	9	100.0		4	2		2	4		0	6		2	4
1086 NO POLL - ABS PRE	4	1	25.0		0	1		0	0		0	1		0	0
1087 NO POLL - ABS PRE	6	6	100.0		3	3		3	3		2	4		1	5
01 AV LEM PRESB CHURCH	0	133	0.0		65	64		58	68		32	96		31	90
02 AV LEM ELEM SCH LIBR	0	95	0.0		43	47		34	55		26	62		34	55
03 AV 1ST BAPTIST CHURCH	0	139	0.0		60	69		51	79		30	102		40	85
04 AV CENTRAL UN SC (BR)	0	24	0.0		15	9		6	14		3	19		4	21
05 AV AKERS SCHOOL	0	80	0.0		57	14		34	34		22	45		24	41
06 AV STRATFORD FIRE STA	0	24	0.0		5	17		3	21		3	21		5	18
16 AV CORCORAN COUNCIL	0	271	0.0		154	73		92	132		48	153		74	137
17 AV 1ST UNI METHODST CH	0	131	0.0		55	55		36	66		18	80		35	65
18 AV KATE BOSWELL SEN	0	364	0.0		212	86		126	164		64	220		79	195
19 AV CORCORAN IRR DIST	0	134	0.0		66	48		44	70		23	86		30	77
20 AV AVENAL JUST COURT	0	67	0.0		19	26		16	29		6	39		11	31
21 AV AVENAL HIGH SC AUD	0	29	0.0		12	14		10	18		5	22		13	13
22 AV KETTLEMAN SCH LIB	0	4	0.0		1	3		1	3		3	1		0	4
26 AV HANFORD HI PRES CT	0	137	0.0		60	66		46	79		19	106		33	90
27 AV ST JAMES LUTHRN CH	0	123	0.0		52	67		54	67		28	94		42	75
28 AV 1ST BAPT FEL HALL	0	208	0.0		97	104		83	113		32	160		45	140
29 AV MONROE SCH CAFTRIA	0	162	0.0		63	86		61	83		26	116		53	88
30 AV K/R-HARDWICK SCHL	0	41	0.0		12	25		8	29		2	32		5	31
31 AV PIONEER SCH LIBR	0	54	0.0		24	26		16	34		8	43		12	36
32 AV MEADOW LN SCH LIBR	0	221	0.0		108	98		73	131		32	171		70	127
33 AV ISLAND FIRE STATN	0	57	0.0		16	35		11	38		12	39		6	43
34 AV CHRIST EPISCOPAL	0	46	0.0		11	31		17	23		4	37		5	34
40 AV NW AG BLDG MULT RM	0	176	0.0		67	101		60	105		36	128		45	115
41 AV ROOSEVELT SCHOOL	0	167	0.0		88	64		57	95		34	117		40	102
42 AV HOWARD BREWSTER RE	0	19	0.0		8	9		4	12		3	13		2	14
43 AV CNTY ROAD SUP OFFI	0	77	0.0		43	32		28	46		11	63		20	55
44 AV LA HERMOSA ASSEM	0	68	0.0		40	23		30	30		16	44		25	33
45 AV ENVIRON HEALTH CON	0	28	0.0		4	23		4	21		4	20		4	21
46 AV WILLIAM ROBINSON	0	34	0.0		16	17		15	17		6	27		11	22
47 AV ARMONA FIRE STATN	0	113	0.0		39	68		25	77		22	82		14	90
48 AV ARMONA SENIOR CNTR	0	34	0.0		10	20		8	22		1	29		7	22
62 AV EPISCOPAL CHURCH	0	62	0.0		30	27		25	31		7	49		19	36

C O L U M N L E G E N D

A:	D:	G:	J:
B: STATE PROPOSITIONS Proposition 155 School Facilities brdYES	E: STATE PROPOSITIONS Proposition 156 Passenger Rail	H: STATE PROPOSITIONS Proposition 157 Toll Roads / HighwaysYES	K: STATE PROPOSITIONS Proposition 158 California Analyst
C: STATE PROPOSITIONS Proposition 155 Improv. Public SchoolNO	F: STATE PROPOSITIONS Proposition 156 Rail Transit ProgramsNO	I: STATE PROPOSITIONS Proposition 157 Free Within 35 Years NO	L: STATE PROPOSITIONS Proposition 158 Creates Office Of
			YES
			NO

Precinct	Voters	Trnout	Pct	A	B	C	D	E	F	G	H	I	J	K	L
63 AV HANFORD CIVIC AUD	0	77	0.0		25	46		29	38		9	56		8	57
64 AV SACRED HEART HOSP	0	133	0.0		48	66		54	61		14	97		29	80
65 AV FRATERNAL HALL	0	72	0.0		28	37		20	40		10	54		14	49
66 AV GLAD TIDINGS CHRCH	0	159	0.0		54	96		37	108		25	120		37	103
67 AV RIVERBEND COMM CTR	0	47	0.0		21	25		15	31		5	39		14	31
68 AV KIT CARSON FIRE ST	0	111	0.0		24	82		13	87		9	93		22	77
69 AV GOLDEN WEST PANCK	0	26	0.0		3	23		6	20		3	23		5	21
70 AV KINGS CHRIST CHRCH	0	27	0.0		8	19		6	19		8	17		6	18
71 AV HOMEGARDEN COM DIS	0	62	0.0		39	17		26	26		13	41		23	33
72 AV LAKESIDE SCHOOL	0	35	0.0		12	21		5	28		5	27		4	29
73 AV BURRIS PARK FIRE	0	55	0.0		21	29		15	33		10	35		3	39
==> Precinct Totals	36691	22200	60.5	9541	11139	6638	13636	4042	16237	5347	14551				
==> Absentee Totals	0	4126	0.0	1835	1908	1362	2297	697	2918	1003	2543				
==> Total Votes	36691	26326	71.8	11376	13047	8000	15933	4739	19155	6350	17094				

----- COLUMN LEGEND -----

A:	D:	G:	J:
B: STATE PROPOSITIONS Proposition 155 School Facilities bndYES	E: STATE PROPOSITIONS Proposition 156 Passenger Rail	H: STATE PROPOSITIONS Proposition 157 Toll Roads / HighwaysYES	K: STATE PROPOSITIONS Proposition 158 California Analyst
C: STATE PROPOSITIONS Proposition 155 Improv. Public SchoolNO	F: STATE PROPOSITIONS Proposition 156 Rail Transit ProgramsNO	I: STATE PROPOSITIONS Proposition 157 Free Within 35 Years NO	L: STATE PROPOSITIONS Proposition 158 Creates Office Of
			NO

R E C A P	Voters	Turnout	Pct	A	B	C	D	E	F	G	H	I	J	K	L
20TH CONGRESSIONAL DIST	36691	26326	71.8	11376	13047	8000	15933	4739	19155	6350	17094	6350	17094	6350	17094
16TH SENATE	36691	26326	71.8	11376	13047	8000	15933	4739	19155	6350	17094	6350	17094	6350	17094
30TH ASSEMBLY DISTRICT	36691	26326	71.8	11376	13047	8000	15933	4739	19155	6350	17094	6350	17094	6350	17094
SUPERVISOR DISTRICT 1	5904	3701	62.7	1701	1732	1175	2205	723	2647	960	2354	960	2354	960	2354
ABSENTEE DISTRICT 1	0	495	0.0	245	220	186	271	116	345	138	310	138	310	138	310
TOTAL DISTRICT 1	5904	4196	71.1	1946	1952	1361	2476	839	2992	1098	2664	1098	2664	1098	2664
SUPERVISOR DISTRICT 2	5746	2891	50.3	1232	1441	887	1730	590	2038	728	1850	728	1850	728	1850
ABSENTEE DISTRICT 2	0	1000	0.0	519	305	325	482	167	601	242	522	242	522	242	522
TOTAL DISTRICT 2	5746	3891	67.7	1751	1746	1212	2212	757	2639	970	2372	970	2372	970	2372
SUPERVISOR DISTRICT 3	9132	6154	67.4	2616	3166	1840	3829	1065	4607	1519	4037	1519	4037	1519	4037
ABSENTEE DISTRICT 3	0	1049	0.0	443	538	369	597	163	798	271	664	271	664	271	664
TOTAL DISTRICT 3	9132	7203	78.9	3059	3704	2209	4426	1228	5405	1790	4701	1790	4701	1790	4701
SUPERVISOR DISTRICT 4	7362	4228	57.4	1790	2099	1238	2579	770	3029	976	2764	976	2764	976	2764
ABSENTEE DISTRICT 4	0	716	0.0	315	357	231	425	133	523	168	474	168	474	168	474
TOTAL DISTRICT 4	7362	4944	67.2	2105	2456	1469	3004	903	3552	1144	3238	1144	3238	1144	3238
SUPERVISOR DISTRICT 5	8547	5226	61.1	2202	2701	1498	3293	894	3916	1164	3546	1164	3546	1164	3546
ABSENTEE DISTRICT 5	0	866	0.0	313	488	251	522	118	651	184	573	184	573	184	573
TOTAL DISTRICT 5	8547	6092	71.3	2515	3189	1749	3815	1012	4567	1348	4119	1348	4119	1348	4119
CITY OF AVENAL	1380	820	59.4	377	388	277	475	171	580	235	498	235	498	235	498
ABSENTEE VOTERS AVENAL	0	96	0.0	31	40	26	47	11	61	24	44	24	44	24	44
TOTAL CITY OF AVENAL	1380	916	66.4	408	428	303	522	182	641	259	542	259	542	259	542
CITY OF CORCORAN	3319	1568	47.2	637	824	478	947	304	1130	390	1018	390	1018	390	1018
ABSENTEE VOTER CORCORAN	0	766	0.0	421	214	254	362	130	453	188	397	188	397	188	397
TOTAL CITY OF CORCORAN	3319	2334	70.3	1058	1038	732	1309	434	1583	578	1415	578	1415	578	1415
CITY OF HANFORD	15241	9409	61.7	4288	4577	2992	5718	1747	6939	2368	6148	2368	6148	2368	6148
ABSENTEE VOTER HANFORD	0	1640	0.0	703	824	588	908	270	1217	412	1037	412	1037	412	1037
TOTAL CITY OF HANFORD	15241	11049	72.5	4991	5401	3580	6626	2017	8156	2780	7185	2780	7185	2780	7185
CITY OF LEMOORE	5466	3358	61.4	1485	1679	1033	2082	639	2458	906	2150	906	2150	906	2150
ABSENTEE VOTER LEMOORE	0	588	0.0	276	278	216	333	120	431	175	357	175	357	175	357
TOTAL CITY OF LEMOORE	5466	3946	72.2	1761	1957	1249	2415	759	2889	1081	2507	1081	2507	1081	2507

C O L U M N L E G E N D

A:	D:	G:	J:
B: STATE PROPOSITIONS Proposition 155 School Facilities brdYES	E: STATE PROPOSITIONS Proposition 156 Passenger Rail YES	H: STATE PROPOSITIONS Proposition 157 Toll Roads / HighwaysYES	K: STATE PROPOSITIONS Proposition 158 California Analyst YES
C: STATE PROPOSITIONS Proposition 155 Improv. Public SchoolNO	F: STATE PROPOSITIONS Proposition 156 Rail Transit ProgramsNO	I: STATE PROPOSITIONS Proposition 157 Free Within 35 Years NO	L: STATE PROPOSITIONS Proposition 158 Creates Office Of NO

R E C A P	Voters	Trnout	Pct	A	B	C	D	E	F	G	H	I	J	K	L
UNINCORPORATED	11285	7045	62.4		2754	3671		1858	4414		1181	5130		1448	4737
ABSENTEE VOTER UNINCORP	0	1036	0.0		404	552		278	647		166	756		204	708
TOTAL UNINCORPORATED	11285	8081	71.6		3158	4223		2136	5061		1347	5886		1652	5445
COUNTY PRECINCT TOTAL	36691	22200	60.5		9541	11139		6638	13636		4042	16237		5347	14551
COUNTY ABSENTEE TOTAL	0	4126	0.0		1835	1908		1362	2297		697	2918		1003	2543
** COUNTY TOTALS	36691	26326	71.8		11376	13047		8000	15933		4739	19155		6350	17094

----- COLUMN LEGEND -----

A:	D:	G:	J:
B: STATE PROPOSITIONS Proposition 155 School Facilities brdYES	E: STATE PROPOSITIONS Proposition 156 Passenger Rail YES	H: STATE PROPOSITIONS Proposition 157 Toll Roads / HighwaysYES	K: STATE PROPOSITIONS Proposition 158 California Analyst YES
C: STATE PROPOSITIONS Proposition 155 Improv. Public SchoolNO	F: STATE PROPOSITIONS Proposition 156 Rail Transit ProgramsNO	I: STATE PROPOSITIONS Proposition 157 Free Within 35 Years NO	L: STATE PROPOSITIONS Proposition 158 Creates Office Of NO

Precinct	Voters	Trnout	Pct	A	B	C	D	E	F	G	H	I	J	K	L
01 LEMOORE PRESB CHRUCH	1446	821	56.8	222	502	350	371	307	421	295	406				
02 LEM ELEM SCH LIBRARY	887	588	66.3	169	383	207	331	200	351	230	297				
03 FIRST BAPTIST CHURCH	1306	907	69.4	262	567	368	461	328	518	341	465				
04 CENTRAL UN SCH (BR)	573	347	60.6	96	204	151	168	103	223	149	164				
05 AKERS SCHOOL	885	471	53.2	137	269	348	92	261	186	211	209				
06 STRATFORD FIRE STA	312	201	64.4	39	137	61	123	79	113	49	133				
16 CORCORAN COUNCIL	1227	547	44.6	124	356	237	241	137	348	196	277				
17 1ST UNI METHODIST CH	841	539	64.1	148	333	185	292	162	325	186	285				
18 KATE BOSWELL SEN CTR	1251	482	38.5	123	312	195	232	155	273	207	214				
19 CORCORAN IRR DIST	797	342	42.9	68	218	119	166	107	180	98	175				
20 AVENAL JUST COURT	900	517	57.4	151	315	231	240	201	275	237	228				
21 AVENAL HIGH SCH AUD	480	303	63.1	96	165	121	150	98	177	124	138				
22 KETTLEMAN SCH LIB	190	109	57.4	30	67	46	51	30	70	44	55				
26 HANFORD HI PRES CTR	1145	766	66.9	195	488	279	436	266	466	311	391				
27 ST JAMES LUTHRN CH	1273	933	73.3	253	589	322	525	320	547	355	482				
28 1ST BAPTIST HALL	1621	1121	69.2	302	741	388	642	328	721	414	609				
29 MONROE SCH CAFETERIA	1009	672	66.6	175	423	243	352	217	388	233	352				
30 K/R-HARDWICK SCHOOL	425	314	73.9	54	224	90	203	77	231	88	207				
31 PIONEER SCH LIBRARY	485	346	71.3	87	221	133	182	103	224	122	194				
32 MEADOW LN SCH LIBRARY	1789	1008	56.3	282	643	419	479	358	557	382	508				
33 ISLAND FIRE STATION	610	425	69.7	83	288	174	221	139	265	132	259				
34 CHRIST EPISCOPAL CH	378	233	61.6	52	141	87	126	88	132	79	131				
40 NEW AG BLDG MULTI RM	1259	829	65.8	220	519	304	434	270	480	347	361				
41 ROOSEVELT SCHOOL	1447	737	50.9	183	501	325	355	240	456	295	386				
42 HOWARD BREWSTER RESID	303	162	53.5	33	118	62	79	47	99	60	80				
43 CNTY ROAD SUP OFFICE	898	491	54.7	131	293	205	214	167	262	182	236				
44 LA HERMOSA ASSEM GOD	771	301	39.0	74	166	129	108	74	166	122	113				
45 ENVIRON HEALTH CONF	215	144	67.0	37	54	35	50	49	82	43	84				
46 WILLIAM ROBINSON RES	194	93	47.9	27	54	35	50	49	82	43	84				
47 ARMONA FIRE STATION	1009	630	62.4	123	412	216	365	174	418	30	56				
48 ARMONA SENIOR CENTER	773	498	64.4	108	337	206	265	189	287	219	344				
62 EPISCOPAL CHURCH SAV	674	352	52.2	103	209	127	177	121	195	127	175				
63 HANFORD CIVIC AUD WST	973	598	61.5	154	392	203	322	188	347	213	304				
64 SACRED HEART HOSP CON	1069	616	57.6	143	395	238	290	183	367	242	294				
65 FRATERNAL HALL	949	595	62.7	158	376	245	282	199	344	243	284				
66 GLAD TIDINGS CHURCH	1666	1072	64.3	264	702	408	522	307	643	410	509				
67 RIVERBEND COMM CENTER	313	218	69.6	35	172	81	117	49	149	49	147				
68 KIT CARSON FIRE STATN	852	535	62.8	103	375	203	308	169	352	164	347				
69 GOLDEN WEST PANCAKE	218	108	49.5	33	61	48	46	35	62	38	57				

C O L U M N L E G E N D

A:	D:	G:	J:
B: STATE PROPOSITIONS Proposition 159 Auditor General	E: STATE PROPOSITIONS Proposition 160 Property Tax Exempt.	H: STATE PROPOSITIONS Proposition 161 Phys-Assisted Death	K: STATE PROPOSITIONS Proposition 162 Public Emp Retirement
C: STATE PROPOSITIONS Proposition 159 Constitutional Office	F: STATE PROPOSITIONS Proposition 160 Service-Connected Inj	I: STATE PROPOSITIONS Proposition 161 Terminal Condition	L: STATE PROPOSITIONS Proposition 162 Sole Authority
	YES	YES	YES
	NO	NO	NO

Precinct	Voters	Trnout	Pct	A	B	C	D	E	F	G	H	I	J	K	L
70 KINGS CHRISTIAN CHURCH	410	267	65.1		60	170		96	134		83	158		103	131
71 HOMEGARDEN COM DIST	462	181	39.2		66	87		79	79		46	111		69	91
72 LAKESIDE SCHOOL	322	217	67.4		36	147		80	112		67	127		59	132
73 BURRIS PARK FIRE STN	297	181	60.9		25	134		58	106		40	129		43	117
1007 NO POLL - ABS PRE	10	4	40.0		2	2		3	1		2	2		1	3
1008 NO POLL - ABS PRE	178	110	61.8		25	79		61	43		50	57		44	60
1009 NO POLL - ABS PRE	5	5	100.0		2	3		1	4		1	4		3	2
1010 NO POLL - ABS PRE	123	100	81.3		19	63		39	54		38	56		31	55
1011 NO POLL - ABS PRE	0	0	0.0		0	0		0	0		0	0		0	0
1012 NO POLL - ABS PRE	0	0	0.0		0	0		0	0		0	0		0	0
1013 NO POLL - ABS PRE	38	34	89.5		7	21		9	20		14	15		17	12
1014 NO POLL - ABS PRE	136	110	80.9		23	77		42	64		48	59		47	55
1015 NO POLL - ABS PRE	5	3	60.0		0	2		3	0		3	0		0	3
1023 NO POLL - ABS PRE	16	11	68.8		2	10		6	5		6	7		2	9
1024 NO POLL - ABS PRE	16	13	81.3		2	8		3	3		5	6		5	5
1025 NO POLL - ABS PRE	28	28	100.0		7	19		13	14		14	14		8	16
1035 NO POLL - ABS PRE	57	50	87.7		5	39		13	36		18	32		19	30
1036 NO POLL - ABS PRE	46	38	82.6		8	29		13	23		23	15		15	22
1037 NO POLL - ABS PRE	1	1	100.0		1	0		1	0		1	0		0	1
1038 NO POLL - ABS PRE	102	87	85.3		22	48		39	42		37	41		36	38
1039 NO POLL - ABS PRE	132	104	78.8		10	80		48	50		40	61		32	65
1049 NO POLL - ABS PRE	3	3	100.0		0	3		1	1		1	1		0	1
1050 NO POLL - ABS PRE	46	35	76.1		5	27		9	25		24	11		12	22
1051 NO POLL - ABS PRE	65	43	66.2		11	25		19	20		23	20		19	21
1052 NO POLL - ABS PRE	108	86	79.6		17	51		27	46		24	53		28	44
1053 NO POLL - ABS PRE	23	19	82.6		3	15		4	15		6	13		12	7
1054 NO POLL - ABS PRE	30	25	83.3		7	17		14	11		13	11		7	18
1055 NO POLL - ABS PRE	0	0	0.0		0	0		0	0		0	0		0	0
1056 NO POLL - ABS PRE	26	18	69.2		4	12		7	10		6	11		7	9
1057 NO POLL - ABS PRE	10	7	70.0		0	6		1	4		3	3		2	4
1058 NO POLL - ABS PRE	1	1	100.0		0	1		0	1		1	0		1	0
1059 NO POLL - ABS PRE	120	56	46.7		11	40		32	23		22	31		21	32
1060 NO POLL - ABS PRE	4	2	50.0		0	2		1	1		0	2		0	2
1061 NO POLL - ABS PRE	48	39	81.3		9	26		13	19		7	29		10	23
1074 NO POLL - ABS PRE	22	17	77.3		0	17		12	14		2	14		3	12
1075 NO POLL - ABS PRE	14	14	100.0		0	14		5	8		2	12		3	10
1076 NO POLL - ABS PRE	7	5	71.4		0	4		0	5		0	5		3	1
1077 NO POLL - ABS PRE	23	16	69.6		1	13		5	10		4	11		4	11
1078 NO POLL - ABS PRE	21	17	81.0		0	16		9	7		2	15		6	10
1079 NO POLL - ABS PRE	10	8	80.0		1	7		6	2		4	4		1	7

C O L U M N L E G E N D

A:	D:	G:	J:
B: STATE PROPOSITIONS Proposition 159 Auditor General	E: STATE PROPOSITIONS Proposition 160 Property Tax Exempt. YES	H: STATE PROPOSITIONS Proposition 161 Phys-Assisted Death YES	K: STATE PROPOSITIONS Proposition 162 Public Emp RetirementYES
C: STATE PROPOSITIONS Proposition 159 Constitutional Office	F: STATE PROPOSITIONS Proposition 160 Service-Connected InjNO	I: STATE PROPOSITIONS Proposition 161 Terminal Condition NO	L: STATE PROPOSITIONS Proposition 162 Sole Authority NO

Precinct	Voters	Trnout	Pct	A	B	C	D	E	F	G	H	I	J	K	L
1080 NO POLL - ABS PRE	131	108	82.4	15	83	60	40	26	77	32	66				
1081 NO POLL - ABS PRE	104	94	90.4	30	56	36	52	39	52	45	39				
1082 NO POLL - ABS PRE	59	56	94.9	18	29	21	30	25	29	24	23				
1083 NO POLL - ABS PRE	0	0	0.0	0	0	0	0	0	0	0	0				
1084 NO POLL - ABS PRE	0	0	0.0	0	0	0	0	0	0	0	0				
1085 NO POLL - ABS PRE	9	9	100.0	1	5	5	4	3	6	4	5				
1086 NO POLL - ABS PRE	4	1	25.0	0	1	0	1	0	1	1	0				
1087 NO POLL - ABS PRE	6	6	100.0	2	4	3	2	4	1	2	3				
01 AV LEM PRESB CHURCH	0	133	0.0	37	82	73	51	73	73	50	69				
02 AV LEM ELEM SCH LIBR	0	95	0.0	39	49	45	41	49	37	47	36				
03 AV 1ST BAPTIST CHURCH	0	139	0.0	47	81	57	69	60	68	53	71				
04 AV CENTRAL UN SC (BR)	0	24	0.0	6	19	11	12	12	13	10	14				
05 AV AKERS SCHOOL	0	80	0.0	23	42	58	12	52	18	35	28				
06 AV STRATFORD FIRE STA	0	24	0.0	4	19	12	12	10	14	7	17				
16 AV CORCORAN COUNCIL	0	271	0.0	81	133	126	84	80	147	109	104				
17 AV 1ST UNI METHDST CH	0	131	0.0	33	69	35	67	52	61	50	51				
18 AV KATE BOSMELL SEN	0	364	0.0	85	187	166	109	120	183	130	142				
19 AV CORCORAN IRR DIST	0	134	0.0	31	77	50	54	36	73	38	62				
20 AV AVENAL JUST COURT	0	67	0.0	13	29	28	18	19	28	22	23				
21 AV AVENAL HIGH SC AUD	0	29	0.0	12	14	12	14	20	6	16	9				
22 AV KETTLEMAN SCH LIB	0	4	0.0	0	4	2	2	3	1	1	3				
26 AV HANFORD HI PRES CT	0	137	0.0	38	85	51	82	56	77	55	73				
27 AV ST JAMES LUTHRN CH	0	123	0.0	39	77	53	63	58	58	49	67				
28 AV 1ST BAPT FEL HALL	0	208	0.0	50	135	95	95	85	109	92	90				
29 AV MONROE SCH CAFTRIA	0	162	0.0	39	100	68	73	54	92	62	77				
30 AV K/R-HARDWICK SCHL	0	41	0.0	4	29	19	17	10	28	12	22				
31 AV PIONEER SCH LIBR	0	54	0.0	8	40	23	27	23	29	19	31				
32 AV MEADOW LN SCH LIBR	0	221	0.0	67	128	83	119	91	115	104	93				
33 AV ISLAND FIRE STATN	0	57	0.0	6	43	29	21	19	34	19	27				
34 AV CHRIST EPISCOPAL	0	46	0.0	6	33	14	28	24	21	17	25				
40 AV NW AG BLDG MULT RM	0	176	0.0	42	116	72	89	55	109	75	87				
41 AV ROOSEVELT SCHOOL	0	167	0.0	40	99	88	59	87	63	80	68				
42 AV HOWARD BREWSTER RE	0	19	0.0	6	10	7	8	9	7	8	9				
43 AV CNTY ROAD SUP OFFI	0	77	0.0	27	47	43	32	35	40	40	35				
44 AV LA HERMOSA ASSEM	0	68	0.0	26	30	25	33	25	36	21	35				
45 AV ENVIRON HEALTH CON	0	28	0.0	6	19	13	20	13	13	10	17				
46 AV WILLIAM ROBINSON	0	34	0.0	6	22	14	19	12	20	13	19				
47 AV ARMONA FIRE STATN	0	113	0.0	17	86	46	60	40	68	39	67				
48 AV ARMONA SENIOR CNTR	0	34	0.0	4	26	15	17	12	20	8	22				
62 AV EPISCOPAL CHURCH	0	62	0.0	15	40	28	29	20	38	26	30				

C O L U M N L E G E N D

A:	D:	G:	J:
B: STATE PROPOSITIONS Proposition 159 Auditor General	E: STATE PROPOSITIONS Proposition 160 Property Tax Exempt. YES	H: STATE PROPOSITIONS Proposition 161 Phys-Assisted Death YES	K: STATE PROPOSITIONS Proposition 162 Public Emp RetirementYES
C: STATE PROPOSITIONS Proposition 159 Constitutional OfficeNO	F: STATE PROPOSITIONS Proposition 160 Service-Connected InjNO	I: STATE PROPOSITIONS Proposition 161 Terminal Condition NO	L: STATE PROPOSITIONS Proposition 162 Sole Authority NO

Precinct	Voters	Trnout	Pct	A	B	C	D	E	F	G	H	I	J	K	L
63 AV HANFORD CIVIC AUD	0	77	0.0	9	56	27	37	24	45	32	50	31	31	67	32
64 AV SACRED HEART HOSP	0	133	0.0	30	76	59	51	43	78	67	50	31	31	67	50
65 AV PRATERAL HALL	0	72	0.0	18	45	30	34	22	45	31	31	31	31	67	31
66 AV GLAD TIDINGS CHRCH	0	159	0.0	37	99	59	84	52	94	67	69	67	69	67	69
67 AV RIVERBEND COMM CTR	0	47	0.0	11	33	17	29	16	31	12	33	12	33	12	33
68 AV KIT CARSON FIRE ST	0	111	0.0	23	73	31	75	41	68	44	58	44	58	44	58
69 AV GOLDEN WEST PANCK	0	26	0.0	7	18	14	12	6	19	11	14	11	14	11	14
70 AV KINGS CHRIST CHRCH	0	27	0.0	5	18	12	13	11	12	15	9	15	9	15	9
71 AV HOMEGARDEN COM DIS	0	62	0.0	24	30	19	24	18	27	26	19	27	26	26	19
72 AV LAKESIDE SCHOOL	0	35	0.0	3	29	13	18	11	23	7	25	11	23	7	25
73 AV BURRIS PARK FIRE	0	55	0.0	4	38	21	28	23	30	22	23	30	22	22	23
==> Precinct Totals	36691	22200	60.5	5514	14241	8731	11239	7333	13064	8245	11441	8245	11441	8245	11441
==> Absentee Totals	0	4126	0.0	1028	2485	1758	1841	1559	2171	1651	1886	1559	2171	1651	1886
==> Total Votes	36691	26326	71.8	6542	16726	10489	13080	8892	15235	9896	13327	8892	15235	9896	13327

C O L U M N L E G E N D

A:	D:	G:	J:
B: STATE PROPOSITIONS Proposition 159 Auditor General	E: STATE PROPOSITIONS Proposition 160 Property Tax Exempt. YES	H: STATE PROPOSITIONS Proposition 161 Phys-Assisted Death YES	K: STATE PROPOSITIONS Proposition 162 Public Emp RetirementYES
C: STATE PROPOSITIONS Proposition 159 Constitutional OfficeNO	F: STATE PROPOSITIONS Proposition 160 Service-Connected InjNO	I: STATE PROPOSITIONS Proposition 161 Terminal Condition NO	L: STATE PROPOSITIONS Proposition 162 Sole Authority NO



R E C A P	Voters	Trnout	Pct	A	B	C	D	E	F	G	H	I	J	K	L
20TH CONGRESSIONAL DIST	36691	26326	71.8	6542	16726	10489	13080	8892	15235	8892	15235	8892	15235	9896	13327
16TH SENATE	36691	26326	71.8	6542	16726	10489	13080	8892	15235	8892	15235	8892	15235	9896	13327
30TH ASSEMBLY DISTRICT	36691	26326	71.8	6542	16726	10489	13080	8892	15235	8892	15235	8892	15235	9896	13327
SUPERVISOR DISTRICT 1	5904	3701	62.7	983	2309	1643	1732	1434	2005	1434	2005	1434	2005	1418	1864
ABSENTEE DISTRICT 1	0	495	0.0	156	292	256	197	234	223	234	223	234	223	202	235
TOTAL DISTRICT 1	5904	4196	71.1	1139	2601	1899	1929	1668	2228	1668	2228	1668	2228	1620	2099
SUPERVISOR DISTRICT 2	5746	2891	50.3	751	1803	1161	1394	915	1675	915	1675	915	1675	1107	1402
ABSENTEE DISTRICT 2	0	1000	0.0	255	513	419	348	330	499	330	499	330	499	366	394
TOTAL DISTRICT 2	5746	3891	67.7	1006	2316	1580	1742	1245	2174	1245	2174	1245	2174	1473	1796
SUPERVISOR DISTRICT 3	9132	6154	67.4	1547	3983	2270	3347	2040	3709	2040	3709	2040	3709	2242	3312
ABSENTEE DISTRICT 3	0	1049	0.0	257	670	435	525	420	563	420	563	420	563	429	505
TOTAL DISTRICT 3	9132	7203	78.9	1804	4653	2705	3872	2460	4272	2460	4272	2460	4272	2671	3817
SUPERVISOR DISTRICT 4	7362	4228	57.4	1004	2711	1665	2130	1374	2499	1374	2499	1374	2499	1618	2116
ABSENTEE DISTRICT 4	0	716	0.0	174	455	318	337	288	376	288	376	288	376	294	359
TOTAL DISTRICT 4	7362	4944	67.2	1178	3166	1983	2467	1662	2875	1662	2875	1662	2875	1912	2475
SUPERVISOR DISTRICT 5	8547	5226	61.1	1229	3435	1992	2636	1570	3176	1570	3176	1570	3176	1860	2747
ABSENTEE DISTRICT 5	0	866	0.0	186	555	330	434	287	510	287	510	287	510	360	393
TOTAL DISTRICT 5	8547	6092	71.3	1415	3990	2322	3070	1857	3686	1857	3686	1857	3686	2220	3140
CITY OF AVENAL	1380	820	59.4	247	480	352	390	299	452	299	452	299	452	361	366
ABSENTEE VOTERS AVENAL	0	96	0.0	25	43	40	32	39	34	39	34	39	34	38	32
TOTAL CITY OF AVENAL	1380	916	66.4	272	523	392	422	338	486	338	486	338	486	399	398
CITY OF CORCORAN	3319	1568	47.2	395	1001	617	765	454	946	454	946	454	946	589	776
ABSENTEE VOTER CORCORAN	0	766	0.0	199	389	327	260	252	391	252	391	252	391	289	297
TOTAL CITY OF CORCORAN	3319	2334	70.3	594	1390	944	1025	706	1337	706	1337	706	1337	878	1073
CITY OF HANFORD	15241	9409	61.7	2437	6010	3543	4825	2996	5570	2996	5570	2996	5570	3625	4648
ABSENTEE VOTER HANFORD	0	1640	0.0	416	1015	705	769	625	891	625	891	625	891	705	753
TOTAL CITY OF HANFORD	15241	11049	72.5	2853	7025	4248	5594	3621	6461	3621	6461	3621	6461	4330	5401
CITY OF LEMOORE	5466	3358	61.4	922	2116	1353	1662	1207	1862	1207	1862	1207	1862	1265	1688
ABSENTEE VOTER LEMOORE	0	588	0.0	190	340	258	280	251	293	251	293	251	293	254	269
TOTAL CITY OF LEMOORE	5466	3946	72.2	1112	2456	1611	1942	1458	2155	1458	2155	1458	2155	1519	1957

C O L U M N L E G E N D

A:	D:	G:	J:
B: STATE PROPOSITIONS Proposition 159 Auditor General	E: STATE PROPOSITIONS Proposition 160 Property Tax Exempt. YES	H: STATE PROPOSITIONS Proposition 161 Phys-Assisted Death YES	K: STATE PROPOSITIONS Proposition 162 Public Emp RetirementYES
C: STATE PROPOSITIONS Proposition 159 Constitutional OfficeNO	F: STATE PROPOSITIONS Proposition 160 Service-Connected InjNO	I: STATE PROPOSITIONS Proposition 161 Terminal Condition NO	L: STATE PROPOSITIONS Proposition 162 Sole Authority NO

R E C A P	Voters	Trnout	Pct	A	B	C	D	E	F	G	H	I	J	K	L
UNINCORPORATED	11285	7045	62.4	1513	4634	2866	3597	428	500	2377	4234	562	2405	3963	
ABSENTEE VOTER UNINCORP	0	1036	0.0	198	698	3294	4097	392	562	392	562	2769	365	535	
TOTAL UNINCORPORATED	11285	8081	71.6	1711	5332	8731	11239	3294	4097	2769	4796	4796	2770	4498	
COUNTY PRECINCT TOTAL	36691	22200	60.5	5514	14241	8731	11239	8731	11239	7333	13064	1559	8245	11441	
COUNTY ABSENTEE TOTAL	0	4126	0.0	1028	2485	1758	1841	1758	1841	1559	2171	1559	1651	1886	
** COUNTY TOTALS	36691	26326	71.8	6542	16726	10489	13080	10489	13080	8892	15235	8892	9896	13327	

----- C O L U M N L E G E N D -----

A:	D:	G:	J:
B: STATE PROPOSITIONS Proposition 159 Auditor General	E: STATE PROPOSITIONS Proposition 160 Property Tax Exempt. YES	H: STATE PROPOSITIONS Proposition 161 Phys-Assisted Death YES	K: STATE PROPOSITIONS Proposition 162 Public Emp RetirementsYES
C: STATE PROPOSITIONS Proposition 159 Constitutional OfficeNO	F: STATE PROPOSITIONS Proposition 160 Service-Connected InjNO	I: STATE PROPOSITIONS Proposition 161 Terminal Condition NO	L: STATE PROPOSITIONS Proposition 162 Sole Authority NO

Precinct	Voters	Trnout	Pct	A	B	C	D	E	F	G	H	I	J	K	L
01 LEMOORE PRESB CHRUCH	1446	821	56.8	485	243	243	465	292	222	307	458	253	521		
02 LEM ELEM SCH LIBRARY	887	588	66.3	334	214	214	327	222	222	248	318	150	418		
03 FIRST BAPTIST CHURCH	1306	907	69.4	488	349	349	500	354	354	382	485	227	652		
04 CENTRAL UN SCH (BR)	573	347	60.6	205	115	115	188	131	131	131	193	103	222		
05 AKERS SCHOOL	885	471	53.2	314	126	126	323	107	107	203	235	215	228		
06 STRATFORD FIRE STA	312	201	64.4	104	84	84	102	82	82	83	106	47	144		
16 CORCORAN COUNCIL	1227	547	44.6	312	168	168	291	208	208	193	327	177	342		
17 1ST UNI METHODIST CH	841	539	64.1	264	216	216	258	232	232	223	285	106	399		
18 KATE BOSNELL SEN CTR	1251	482	38.5	260	169	169	233	211	211	181	281	156	299		
19 CORCORAN IRR DIST	797	342	42.9	181	106	106	155	144	144	116	195	106	208		
20 AVENAL JUST COURT	900	517	57.4	307	164	164	232	248	248	154	336	188	298		
21 AVENAL HIGH SCH AUD	480	303	63.1	175	98	98	129	147	147	96	188	75	212		
22 KETTLEMAN SCH LIB	190	109	57.4	69	30	30	40	58	58	35	63	41	58		
26 HANFORD HI PRES CTR	1145	766	66.9	406	320	320	451	271	271	337	389	178	545		
27 ST JAMES LUTHRN CH	1273	933	73.3	478	380	380	509	381	381	420	478	221	674		
28 1ST BAPTIST HALL	1621	1121	69.2	604	433	433	679	390	390	532	554	223	867		
29 MONROE SCH CAFETERIA	1009	672	66.6	342	262	262	395	235	235	307	323	123	515		
30 K/R-HARDWICK SCHOOL	425	314	73.9	161	137	137	155	140	140	143	156	42	260		
31 PIONEER SCH LIBRARY	485	346	71.3	192	129	129	208	121	121	164	171	57	278		
32 MEADOW LN SCH LIBRARY	1789	1008	56.3	578	329	329	600	354	354	422	550	275	696		
33 ISLAND FIRE STATION	610	425	69.7	209	157	157	209	184	184	170	230	88	312		
34 CHRIST EPISCOPAL CH	378	235	61.6	134	83	83	113	97	97	87	128	43	170		
40 NEW AG BLDG MULTI RM	1259	829	65.8	456	289	289	467	311	311	349	446	179	616		
41 ROOSEVELT SCHOOL	1447	737	50.9	488	211	211	413	288	288	240	477	239	476		
42 HOWARD BREWSTER RESID	303	162	53.5	98	44	44	92	63	63	49	103	55	101		
43 CNTY ROAD SUP OFFICE	898	491	54.7	299	129	129	251	192	192	156	300	165	283		
44 LA HERMOSA ASSEM GOD	771	301	39.0	176	72	72	118	140	140	63	208	110	157		
45 ENVIRON HEALTH CONF	215	144	67.0	69	66	66	87	48	48	52	88	29	110		
46 WILLIAM ROBINSON RES	194	93	47.9	56	34	34	48	37	37	19	67	21	62		
47 ARMONA FIRE STATION	1009	630	62.4	333	252	252	342	224	224	261	330	128	459		
48 ARMONA SENIOR CENTER	773	498	64.4	310	166	166	256	214	214	169	309	164	312		
62 EPISCOPAL CHURCH SAV	674	352	52.2	184	128	128	156	168	168	93	239	114	218		
63 HANFORD CIVIC AUD WST	973	598	61.5	303	229	229	318	253	253	215	365	146	430		
64 SACRED HEART HOSP CON	1069	616	57.6	338	209	209	313	256	256	212	371	147	438		
65 FRATERAL HALL	949	595	62.7	358	187	187	353	204	204	225	338	190	380		
66 GLAD TIDINGS CHURCH	1666	1072	64.3	592	346	346	626	379	379	447	572	272	755		
67 RIVERBEND COMM CENTER	313	218	69.6	103	97	97	111	99	99	106	105	37	176		
68 KIT CARSON FIRE STATN	852	535	62.8	293	225	225	276	233	233	229	284	136	378		
69 GOLDEN WEST PANCAKE	218	108	49.5	64	31	31	54	45	45	29	72	44	57		

C O L U M N L E G E N D

A:	D:	G:	J:
B: STATE PROPOSITIONS Proposition 163 Tax On Certain Foods YES	E: STATE PROPOSITIONS Proposition 164 Congress Term Limit YES	H: STATE PROPOSITIONS Proposition 165 Budget Process YES	K: STATE PROPOSITIONS Proposition 166 Basic Health Care YES
C: STATE PROPOSITIONS Proposition 163 Exempts Snack Foods NO	F: STATE PROPOSITIONS Proposition 164 Seats In Congress NO	I: STATE PROPOSITIONS Proposition 165 Amends Statutes NO	L: STATE PROPOSITIONS Proposition 166 Limits Emp. Contrib. NO

Precinct	Voters	Trnout	Pct	A	B	C	D	E	F	G	H	I	J	K	L
70 KINGS CHRISTIAN CHURCH	410	267	65.1	151	89	141	106	101	150	68	187				
71 HOMETOWN COM DIST	462	181	39.2	97	67	74	84	37	129	70	96				
72 LAKESIDE SCHOOL	322	217	67.4	114	80	118	80	102	100	17	185				
73 BURRIS PARK FIRE STN	297	181	60.9	84	83	99	65	105	65	22	149				
1007 NO POLL - ABS PRE	10	4	40.0	1	3	1	3	1	3	1	3				
1008 NO POLL - ABS PRE	178	110	61.8	66	41	68	39	54	55	47	59				
1009 NO POLL - ABS PRE	5	5	100.0	4	1	2	3	3	2	0	5				
1010 NO POLL - ABS PRE	123	100	81.3	51	42	62	28	44	49	22	70				
1011 NO POLL - ABS PRE	0	0	0.0	0	0	0	0	0	0	0	0				
1012 NO POLL - ABS PRE	0	0	0.0	0	0	0	0	0	0	0	0				
1013 NO POLL - ABS PRE	38	34	89.5	22	9	21	10	14	18	8	22				
1014 NO POLL - ABS PRE	136	110	80.9	58	47	67	39	51	52	19	89				
1015 NO POLL - ABS PRE	5	3	60.0	3	0	2	1	2	3	3	0				
1023 NO POLL - ABS PRE	16	11	68.8	7	4	8	3	8	3	0	11				
1024 NO POLL - ABS PRE	16	13	81.3	9	1	7	4	5	6	4	7				
1025 NO POLL - ABS PRE	28	28	100.0	15	13	9	17	18	8	9	17				
1035 NO POLL - ABS PRE	57	50	87.7	20	28	24	24	17	29	6	40				
1036 NO POLL - ABS PRE	46	38	82.6	21	16	27	11	23	15	10	27				
1037 NO POLL - ABS PRE	1	1	100.0	1	0	1	0	1	0	0	1				
1038 NO POLL - ABS PRE	102	87	85.3	60	22	52	25	48	33	19	61				
1039 NO POLL - ABS PRE	132	104	78.8	76	22	73	23	53	44	27	70				
1049 NO POLL - ABS PRE	3	3	100.0	1	1	1	2	1	1	2	1				
1050 NO POLL - ABS PRE	46	35	76.1	21	14	23	11	20	15	7	28				
1051 NO POLL - ABS PRE	65	43	66.2	23	20	25	16	14	28	14	29				
1052 NO POLL - ABS PRE	108	86	79.6	42	36	52	23	33	44	15	65				
1053 NO POLL - ABS PRE	23	19	82.6	10	9	16	3	10	8	3	16				
1054 NO POLL - ABS PRE	30	25	83.3	14	11	21	4	14	11	6	19				
1055 NO POLL - ABS PRE	0	0	0.0	0	0	0	0	0	0	0	0				
1056 NO POLL - ABS PRE	26	18	69.2	12	4	15	2	4	13	8	9				
1057 NO POLL - ABS PRE	10	7	70.0	5	1	6	0	4	4	3	3				
1058 NO POLL - ABS PRE	1	1	100.0	1	0	1	0	1	0	0	1				
1059 NO POLL - ABS PRE	120	56	46.7	37	17	25	27	14	39	23	30				
1060 NO POLL - ABS PRE	4	2	50.0	1	1	1	1	1	1	0	2				
1061 NO POLL - ABS PRE	48	39	81.3	14	19	18	15	12	23	7	28				
1074 NO POLL - ABS PRE	22	17	77.3	8	8	4	11	12	4	3	13				
1075 NO POLL - ABS PRE	14	14	100.0	8	6	10	3	10	4	0	14				
1076 NO POLL - ABS PRE	7	5	71.4	5	0	4	1	4	1	0	5				
1077 NO POLL - ABS PRE	23	16	69.6	4	10	9	5	4	9	6	9				
1078 NO POLL - ABS PRE	21	17	81.0	15	1	14	2	11	6	5	12				
1079 NO POLL - ABS PRE	10	8	80.0	6	2	2	6	4	4	2	6				

C O L U M N L E G E N D

A:	D:	G:	J:
B: STATE PROPOSITIONS Proposition 163 Tax On Certain Foods YES	E: STATE PROPOSITIONS Proposition 164 Congress Term Limit YES	H: STATE PROPOSITIONS Proposition 165 Budget Process	K: STATE PROPOSITIONS Proposition 166 Basic Health Care YES
C: STATE PROPOSITIONS Proposition 163 Exempts Snack Foods NO	F: STATE PROPOSITIONS Proposition 164 Seats In Congress NO	I: STATE PROPOSITIONS Proposition 165 Amends Statutes NO	L: STATE PROPOSITIONS Proposition 166 Limits Emp. Contrib. NO

Precinct	Voters	Trnout	Pct	A	B	C	D	E	F	G	H	I	J	K	L
1080 NO POLL - ABS PRE	131	108	82.4		61	41		61	42		69	36		27	75
1081 NO POLL - ABS PRE	104	94	90.4		54	37		61	27		41	48		29	59
1082 NO POLL - ABS PRE	59	56	94.9		20	29		30	21		39	13		15	39
1083 NO POLL - ABS PRE	0	0	0.0		0	0		0	0		0	0		0	0
1084 NO POLL - ABS PRE	0	0	0.0		0	0		0	0		0	0		0	0
1085 NO POLL - ABS PRE	9	9	100.0		4	4		6	1		4	5		4	2
1086 NO POLL - ABS PRE	4	1	25.0		1	0		1	0		1	0		0	1
1087 NO POLL - ABS PRE	6	6	100.0		5	0		2	4		0	5		2	4
01 AV LEM PRESB CHURCH	0	133	0.0		87	38		73	55		49	83		48	80
02 AV LEM ELEM SCH LIBR	0	95	0.0		60	27		57	33		46	47		32	59
03 AV 1ST BAPTIST CHURCH	0	139	0.0		75	51		87	47		71	61		44	89
04 AV CENTRAL UN SC (BR)	0	24	0.0		15	9		17	8		10	15		7	17
05 AV AKERS SCHOOL	0	80	0.0		38	28		55	13		40	27		46	24
06 AV STRATFORD FIRE STA	0	24	0.0		18	6		15	9		9	14		5	19
16 AV CORCORAN COUNCIL	0	271	0.0		145	76		106	115		81	157		134	98
17 AV 1ST UNI METHODST CH	0	131	0.0		62	44		62	41		52	66		35	75
18 AV KATE BOSWELL SEN	0	364	0.0		186	92		144	138		86	219		164	138
19 AV CORCORAN IRR DIST	0	134	0.0		67	41		44	64		31	87		57	63
20 AV AVENAL JUST COURT	0	67	0.0		36	10		22	22		16	13		12	17
21 AV AVENAL HIGH SC AUD	0	29	0.0		21	6		19	7		16	13		12	17
22 AV KETTLEMAN SCH LIB	0	4	0.0		3	1		4	0		2	2		0	4
26 AV HANFORD HI PRES CT	0	137	0.0		75	59		71	59		70	64		37	96
27 AV ST JAMES LUTHRN CH	0	123	0.0		65	52		72	48		70	50		29	91
28 AV 1ST BAPT FEL HALL	0	208	0.0		109	88		136	58		109	87		51	150
29 AV MONROE SCH CAFTRIA	0	162	0.0		97	48		92	48		92	55		29	116
30 AV K/R-HARDWICK SCHL	0	41	0.0		24	12		31	6		17	17		7	32
31 AV PIONEER SCH LIBR	0	54	0.0		33	19		32	16		33	16		13	37
32 AV MEADOW LN SCH LIBR	0	221	0.0		122	80		139	71		96	118		60	150
33 AV ISLAND FIRE STATN	0	57	0.0		32	17		33	13		29	23		11	40
34 AV CHRIST EPISCOPAL	0	46	0.0		28	15		21	22		23	20		15	27
40 AV NW AG BLDG MULT RM	0	176	0.0		91	70		101	67		90	81		50	121
41 AV ROOSEVELT SCHOOL	0	167	0.0		104	47		86	74		58	106		64	98
42 AV HOWARD BREWSTER RE	0	19	0.0		13	4		12	5		10	9		7	12
43 AV CNTY ROAD SUP OFFI	0	77	0.0		53	22		38	37		22	53		35	40
44 AV LA HERMOSA ASSEM	0	68	0.0		46	18		20	38		8	56		27	37
45 AV ENVIRON HEALTH CON	0	28	0.0		18	10		14	13		13	14		5	22
46 AV WILLIAM ROBINSON	0	34	0.0		23	11		23	11		7	27		16	18
47 AV ARMONA FIRE STATN	0	113	0.0		63	44		66	40		54	53		20	86
48 AV ARMONA SENIOR CNTR	0	34	0.0		15	18		17	14		11	22		8	24
62 AV EPISCOPAL CHURCH	0	62	0.0		29	28		25	29		16	41		22	36

C O L U M N L E G E N D

A:	D:	G:	J:
B: STATE PROPOSITIONS Proposition 163 Tax On Certain Foods YES	E: STATE PROPOSITIONS Proposition 164 Congress Term Limit YES	H: STATE PROPOSITIONS Proposition 165 Budget Process YES	K: STATE PROPOSITIONS Proposition 166 Basic Health Care YES
C: STATE PROPOSITIONS Proposition 163 Exempts Snack Foods NO	F: STATE PROPOSITIONS Proposition 164 Seats In Congress NO	I: STATE PROPOSITIONS Proposition 165 Amends Statutes NO	L: STATE PROPOSITIONS Proposition 166 Limits Emp. Contrib. NO

CONSOLIDATED GENERAL ELECTION NOVEMBER 03, 1992

Precinct	Voters	Trnout	Pct	A	B	C	D	E	F	G	H	I	J	K	L
63 AV HANFORD CIVIC AUD	0	77	0.0	39	29	40	28	32	42	20	52	80			
64 AV SACRED HEART HOSP	0	133	0.0	70	46	64	50	52	72	35	80	47			
65 AV FRATERNAL HALL	0	72	0.0	40	27	42	18	25	40	21	47	105			
66 AV GLAD TIDINGS CHRCH	0	159	0.0	95	50	96	53	68	82	46	105	36			
67 AV RIVERBEND COMM CTR	0	47	0.0	25	20	25	20	28	16	10	36	80			
68 AV KIT CARSON FIRE ST	0	111	0.0	68	39	67	41	56	50	28	80	20			
69 AV GOLDEN WEST PANCK	0	26	0.0	15	10	16	9	12	14	6	20	9			
70 AV KINGS CHRIST CHRCH	0	27	0.0	18	6	9	13	11	13	17	9	43			
71 AV HOMEGARDEN COM DIS	0	62	0.0	41	11	15	45	12	49	19	43	28			
72 AV LAKESIDE SCHOOL	0	35	0.0	18	16	15	17	17	16	6	28	46			
73 AV BURRIS PARK FIRE	0	55	0.0	26	26	34	15	33	20	7	46				
==> Precinct Totals	36691	22200	60.5	12384	7866	12107	8555	8857	12208	5803	15295				
==> Absentee Totals	0	4126	0.0	2308	1371	2157	1530	1686	2144	1329	2483				
==> Total Votes	36691	26326	71.8	14692	9237	14264	10085	10543	14352	7132	17778				

--- COLUMN LEGEND ---

A:	D:	G:	J:
B: STATE PROPOSITIONS Proposition 163 Tax On Certain Foods YES	E: STATE PROPOSITIONS Proposition 164 Congress Term Limit YES	H: STATE PROPOSITIONS Proposition 165 Budget Process YES	K: STATE PROPOSITIONS Proposition 166 Basic Health Care YES
C: STATE PROPOSITIONS Proposition 163 Exempts Snack Foods NO	F: STATE PROPOSITIONS Proposition 164 Seats in Congress NO	I: STATE PROPOSITIONS Proposition 165 Amends Statutes NO	L: STATE PROPOSITIONS Proposition 166 Limits Emp. Contrib. NO

R E C A P	Voters	Trnout	Pct	A	B	C	D	E	F	G	H	I	J	K	L
20TH CONGRESSIONAL DIST	36691	26326	71.8	14692	9237	9237	14264	10085	10543	14352	10543	14352	7132	17778	7132
16TH SENATE	36691	26326	71.8	14692	9237	9237	14264	10085	10543	14352	10543	14352	7132	17778	7132
30TH ASSEMBLY DISTRICT	36691	26326	71.8	14692	9237	9237	14264	10085	10543	14352	10543	14352	7132	17778	7132
SUPERVISOR DISTRICT 1	5904	3701	62.7	2135	1274	1274	2128	1311	1521	1977	1521	1977	1095	2433	1095
ABSENTEE DISTRICT 1	0	495	0.0	293	159	159	304	165	225	247	225	247	182	288	182
TOTAL DISTRICT 1	5904	4196	71.1	2428	1433	1433	2432	1476	1746	2224	1746	2224	1277	2721	1277
SUPERVISOR DISTRICT 2	5746	2891	50.3	1599	969	969	1362	1272	1029	1692	1029	1692	862	1851	862
ABSENTEE DISTRICT 2	0	1000	0.0	520	270	270	401	387	287	571	287	571	426	416	426
TOTAL DISTRICT 2	5746	3891	67.7	2119	1239	1239	1763	1659	1316	2263	1316	2263	1288	2267	1288
SUPERVISOR DISTRICT 3	9132	6154	67.4	3332	2347	2347	3526	2277	2763	3113	2763	3113	1327	4555	1327
ABSENTEE DISTRICT 3	0	1049	0.0	585	390	390	627	341	539	450	539	450	252	739	252
TOTAL DISTRICT 3	9132	7203	78.9	3917	2737	2737	4153	2618	3302	3563	3302	3563	1579	5294	1579
SUPERVISOR DISTRICT 4	7362	4228	57.4	2470	1400	1400	2284	1622	1490	2517	1490	2517	1182	2809	1182
ABSENTEE DISTRICT 4	0	716	0.0	426	244	244	377	299	273	421	273	421	232	458	232
TOTAL DISTRICT 4	7362	4944	67.2	2896	1644	1644	2661	1921	1763	2938	1763	2938	1414	3267	1414
SUPERVISOR DISTRICT 5	8547	5226	61.1	2848	1876	1876	2807	2073	2054	2909	2054	2909	1337	3647	1337
ABSENTEE DISTRICT 5	0	866	0.0	484	308	308	448	338	362	455	362	455	237	582	237
TOTAL DISTRICT 5	8547	6092	71.3	3332	2184	2184	3255	2411	2416	3364	2416	3364	1574	4229	1574
CITY OF AVENAL	1380	820	59.4	482	262	262	361	395	250	524	250	524	263	510	263
ABSENTEE VOTERS AVENAL	0	96	0.0	57	16	16	41	29	35	40	35	40	36	38	36
TOTAL CITY OF AVENAL	1380	916	66.4	539	278	278	402	424	285	564	285	564	299	548	299
CITY OF CORCORAN	3319	1568	47.2	836	553	553	782	651	597	893	597	893	439	1040	439
ABSENTEE VOTER CORCORAN	0	766	0.0	393	212	212	312	294	219	442	219	442	333	311	333
TOTAL CITY OF CORCORAN	3319	2334	70.3	1229	765	765	1094	945	816	1335	816	1335	772	1351	772
CITY OF HANFORD	15241	9409	61.7	5205	3309	3309	5237	3588	3732	5230	3732	5230	2410	6563	2410
ABSENTEE VOTER HANFORD	0	1640	0.0	926	588	588	895	612	722	838	722	838	473	1081	473
TOTAL CITY OF HANFORD	15241	11049	72.5	6131	3897	3897	6132	4200	4454	6068	4454	6068	2883	7644	2883
CITY OF LEMOORE	5466	3358	61.4	1907	1144	1144	1913	1232	1375	1829	1375	1829	913	2309	913
ABSENTEE VOTER LEMOORE	0	588	0.0	344	196	196	356	206	262	309	262	309	184	378	184
TOTAL CITY OF LEMOORE	5466	3946	72.2	2251	1340	1340	2269	1438	1635	2138	1635	2138	1097	2687	1097

C O L U M N L E G E N D

A:	D:	G:	J:
B: STATE PROPOSITIONS Proposition 163 Tax On Certain Foods	E: STATE PROPOSITIONS Proposition 164 Congress Term Limit	H: STATE PROPOSITIONS Proposition 165 Budget Process	K: STATE PROPOSITIONS Proposition 166 Basic Health Care
C: STATE PROPOSITIONS Proposition 163 Exempts Snack Foods	F: STATE PROPOSITIONS Proposition 164 Seats In Congress	I: STATE PROPOSITIONS Proposition 165 Amends Statutes	L: STATE PROPOSITIONS Proposition 166 Limits Emp. Contrib.
YES	YES	YES	YES
NO	NO	NO	NO

R E C A P	Voters	Trnout	Pct	A	B	C	D	E	F	G	H	I	J	K	L
UNINCORPORATED	11285	7045	62.4	3954	2598	3814	2689	2905	3732	1778	4873	1778	4873	1778	4873
ABSENTEE VOTER UNINCORP	0	1036	0.0	588	359	553	389	448	515	303	675	515	303	675	675
TOTAL UNINCORPORATED	11285	8081	71.6	4542	2957	4367	3078	3353	4247	2081	5548	4247	2081	5548	5548
COUNTY PRECINCT TOTAL	36691	22200	60.5	12384	7866	12107	8555	8857	12208	5803	15295	12208	5803	15295	15295
COUNTY ABSENTEE TOTAL	0	4126	0.0	2308	1371	2157	1530	1686	2144	1329	2483	2144	1329	2483	2483
** COUNTY TOTALS	36691	26326	71.8	14692	9237	14264	10085	10543	14352	7132	17778	14352	7132	17778	17778

----- C O L U M N L E G E N D -----

A:	D:	G:	J:
B: STATE PROPOSITIONS Proposition 163 Tax On Certain Foods YES	E: STATE PROPOSITIONS Proposition 164 Congress Term Limit YES	H: STATE PROPOSITIONS Proposition 165 Budget Process YES	K: STATE PROPOSITIONS Proposition 166 Basic Health Care YES
C: STATE PROPOSITIONS Proposition 163 Exempts Snack Foods NO	F: STATE PROPOSITIONS Proposition 164 Seats In Congress NO	I: STATE PROPOSITIONS Proposition 165 Amends Statutes NO	L: STATE PROPOSITIONS Proposition 166 Limits Emp. Contrib. NO



Precinct	Voters	Trnout	Pct	A	B	C	D	E	F	G	H	I	J	K	L
01 LEMOORE PRESB CHRUCH	1446	821	56.8		298	474									
02 LEM ELEM SCH LIBRARY	887	588	66.3		181	376									
03 FIRST BAPTIST CHURCH	1306	907	69.4		296	574									
04 CENTRAL UN SCH (BR)	573	347	60.6		112	208									
05 AKERS SCHOOL	885	471	53.2		233	204									
06 STRATFORD FIRE STA	312	201	64.4		54	133									
16 CORCORAN COUNCIL	1227	547	44.6		154	361									
17 1ST UNI METHODIST CH	841	539	64.1		133	367									
18 KATE BOSWELL SEN CTR	1251	482	38.5		170	289									
19 CORCORAN IRR DIST	797	342	42.9		98	213									
20 AVENAL JUST COURT	900	517	57.4		164	325									
21 AVENAL HIGH SCH AUD	480	303	63.1		81	202									
22 KETTLEMAN SCH LIB	190	109	57.4		36	63									
26 HANFORD HI PRES CTR	1145	766	66.9		237	479									
27 ST JAMES LUTHRN CH	1273	933	73.3		298	592									
28 1ST BAPTIST HALL	1621	1121	69.2		307	773									
29 MONROE SCH CAFETERIA	1009	672	66.6		189	442									
30 K/R-HARDWICK SCHOOL	425	314	73.9		61	242									
31 PIONEER SCHL LIBRARY	485	346	71.3		74	257									
32 MEADOW LN SCH LIBRARY	1789	1008	56.3		299	655									
33 ISLAND FIRE STATION	610	425	69.7		105	293									
34 CHRIST EPISCOPAL CH	378	233	61.6		61	150									
40 NEW AG BLDG MULTI RM	1259	829	65.8		239	542									
41 ROOSEVELT SCHOOL	1447	737	50.9		256	456									
42 HOWARD BREWSTER RESID	303	162	53.5		52	100									
43 CNTY ROAD SUP OFFICE	898	491	54.7		160	293									
44 LA HERMOSA ASSEM GOD	771	301	39.0		102	165									
45 ENVIRON HEALTH CONF	215	144	67.0		39	94									
46 WILLIAM ROBINSON RES	194	93	47.9		38	42									
47 ARMONA FIRE STATION	1009	630	62.4		158	419									
48 ARMONA SENIOR CENTER	773	498	64.4		176	300									
62 EPISCOPAL CHURCH SAV	674	352	52.2		114	220									
63 HANFORD CIVIC AUD WST	973	598	61.5		169	407									
64 SACRED HEART HOSP CON	1069	616	57.6		180	385									
65 FRATERNAL HALL	949	595	62.7		204	350									
66 GLAD TIDINGS CHURCH	1666	1072	64.3		347	660									
67 RIVERBEND COMM CENTER	313	218	69.6		56	156									
68 KIT CARSON FIRE STATN	852	535	62.8		139	369									
69 GOLDEN WEST PANCAKE	218	108	49.5		41	58									

C O L U M N L E G E N D

A:	D:	G:	J:
B: STATE PROPOSITIONS Proposition 167 State Taxes	E:	H:	K:
C: STATE PROPOSITIONS Proposition 167 Renters Tax Credits	F:	I:	L:
	YES		
	NO		

Precinct	Voters	Trnout	Pct	A	B	C	D	E	F	G	H	I	J	K	L
70 KINGS CHRISTIAN CHRCH	410	267	65.1		72	179									
71 HOMEGARDEN COM DIST	462	181	39.2		64	100									
72 LAKESIDE SCHOOL	322	217	67.4		44	156									
73 BURRIS PARK FIRE STN	297	181	60.9		19	149									
1007 NO POLL - ABS PRE	10	4	40.0		0	4									
1008 NO POLL - ABS PRE	178	110	61.8		42	63									
1009 NO POLL - ABS PRE	5	5	100.0		1	4									
1010 NO POLL - ABS PRE	123	100	81.3		41	50									
1011 NO POLL - ABS PRE	0	0	0.0		0	0									
1012 NO POLL - ABS PRE	0	0	0.0		0	0									
1013 NO POLL - ABS PRE	38	34	89.5		8	24									
1014 NO POLL - ABS PRE	136	110	80.9		28	77									
1015 NO POLL - ABS PRE	5	3	60.0		0	3									
1023 NO POLL - ABS PRE	16	11	68.8		0	11									
1024 NO POLL - ABS PRE	16	13	81.3		4	7									
1025 NO POLL - ABS PRE	28	28	100.0		4	22									
1035 NO POLL - ABS PRE	57	50	87.7		10	40									
1036 NO POLL - ABS PRE	46	38	82.6		15	23									
1037 NO POLL - ABS PRE	1	1	100.0		0	1									
1038 NO POLL - ABS PRE	102	87	85.3		29	52									
1039 NO POLL - ABS PRE	132	104	78.8		35	58									
1049 NO POLL - ABS PRE	3	3	100.0		1	2									
1050 NO POLL - ABS PRE	46	35	76.1		13	22									
1051 NO POLL - ABS PRE	65	43	66.2		17	23									
1052 NO POLL - ABS PRE	108	86	79.6		24	54									
1053 NO POLL - ABS PRE	23	19	82.6		2	17									
1054 NO POLL - ABS PRE	30	25	83.3		4	21									
1055 NO POLL - ABS PRE	0	0	0.0		0	0									
1056 NO POLL - ABS PRE	26	18	69.2		11	6									
1057 NO POLL - ABS PRE	10	7	70.0		1	5									
1058 NO POLL - ABS PRE	1	1	100.0		0	1									
1059 NO POLL - ABS PRE	120	56	46.7		20	33									
1060 NO POLL - ABS PRE	4	2	50.0		0	2									
1061 NO POLL - ABS PRE	48	39	81.3		12	25									
1074 NO POLL - ABS PRE	22	17	77.3		0	16									
1075 NO POLL - ABS PRE	14	14	100.0		0	14									
1076 NO POLL - ABS PRE	7	5	71.4		0	5									
1077 NO POLL - ABS PRE	23	16	69.6		3	12									
1078 NO POLL - ABS PRE	21	17	81.0		4	13									
1079 NO POLL - ABS PRE	10	8	80.0		2	6									

C O L U M N L E G E N D

A:	D:	G:	J:
B: STATE PROPOSITIONS Proposition 167 State Taxes	E:	H:	K:
C: STATE PROPOSITIONS Proposition 167 Renters Tax Credits	F:	I:	L:

Precinct	Voters	Trnout	Pct	A	B	C	D	E	F	G	H	I	J	K	L
1080 NO POLL - ABS PRE	131	108	82.4		22	83									
1081 NO POLL - ABS PRE	104	94	90.4		33	55									
1082 NO POLL - ABS PRE	59	56	94.9		10	41									
1083 NO POLL - ABS PRE	0	0	0.0		0	0									
1084 NO POLL - ABS PRE	0	0	0.0		0	0									
1085 NO POLL - ABS PRE	9	9	100.0		4	3									
1086 NO POLL - ABS PRE	4	1	25.0		0	1									
1087 NO POLL - ABS PRE	6	6	100.0		2	4									
01 AV LEM PRESB CHURCH	0	133	0.0		50	81									
02 AV LEM ELEM SCH LIBR	0	95	0.0		42	48									
03 AV 1ST BAPTIST CHURCH	0	139	0.0		58	72									
04 AV CENTRAL UN SC (BR)	0	24	0.0		13	12									
05 AV AKERS SCHOOL	0	80	0.0		50	20									
06 AV STRATFORD FIRE STA	0	24	0.0		11	11									
16 AV CORCORAN COUNCIL	0	271	0.0		113	120									
17 AV 1ST UNI METHDST CH	0	131	0.0		49	65									
18 AV KATE BOSWELL SEN	0	364	0.0		127	170									
19 AV CORCORAN IRR DIST	0	134	0.0		28	90									
20 AV AVENAL JUST COURT	0	67	0.0		22	23									
21 AV AVENAL HIGH SC AUD	0	29	0.0		11	18									
22 AV KETTLEMAN SCH LIB	0	4	0.0		1	3									
26 AV HANFORD HI PRES CT	0	137	0.0		46	87									
27 AV ST JAMES LUTHRN CH	0	123	0.0		36	84									
28 AV 1ST BAPT FEL HALL	0	208	0.0		58	139									
29 AV MONROE SCH CAFTRIA	0	162	0.0		49	95									
30 AV K/R-HARDWICK SCHL	0	41	0.0		11	25									
31 AV PIONEER SCH LIBR	0	54	0.0		17	31									
32 AV MEADOW LN SCH LIBR	0	221	0.0		87	123									
33 AV ISLAND FIRE STATN	0	57	0.0		20	30									
34 AV CHRIST EPISCOPAL	0	46	0.0		13	32									
40 AV NW AG BLDG MULT RM	0	176	0.0		72	98									
41 AV ROOSEVELT SCHOOL	0	167	0.0		67	92									
42 AV HOWARD BREWSTER RE	0	19	0.0		6	13									
43 AV CNTY ROAD SUP OFFI	0	77	0.0		27	47									
44 AV LA HERMOSA ASSEM	0	68	0.0		20	42									
45 AV ENVIRON HEALTH CON	0	28	0.0		6	20									
46 AV WILLIAM ROBINSON	0	34	0.0		17	17									
47 AV ARMONA FIRE STATN	0	113	0.0		20	86									
48 AV ARMONA SENIOR CNTR	0	34	0.0		12	21									
62 AV EPISCOPAL CHURCH	0	62	0.0		26	31									

C O L U M N L E G E N D

A:	D:	G:	J:
B: STATE PROPOSITIONS	E:	H:	K:
Proposition 167			
State Taxes			
YES			
C: STATE PROPOSITIONS	F:	I:	L:
Proposition 167			
Renters Tax Credits			
NO			

Precinct	Voters	Trnout	Pct	A	B	C	D	E	F	G	H	I	J	K	L
63 AV HANFORD CIVIC AUD	0	77	0.0	23	50										
64 AV SACRED HEART HOSP	0	133	0.0	38	79										
65 AV FRATERNAL HALL	0	72	0.0	32	33										
66 AV GLAD TIDINGS CHRCH	0	159	0.0	56	91										
67 AV RIVERBEND COMM CTR	0	47	0.0	7	38										
68 AV KIT CARSON FIRE ST	0	111	0.0	34	74										
69 AV GOLDEN WEST PANCK	0	26	0.0	4	22										
70 AV KINGS CHRIST CHRCH	0	27	0.0	17	9										
71 AV HOMEGARDEN COM DIS	0	62	0.0	23	33										
72 AV LAKESIDE SCHOOL	0	35	0.0	5	28										
73 AV BURRIS PARK FIRE	0	55	0.0	10	42										
==> Precinct Totals	36691	22200	60.5	6712	14175										
==> Absentee Totals	0	4126	0.0	1434	2345										
==> Total Votes	36691	26326	71.8	8146	16520										

C O L U M N L E G E N D

A:	D:	G:	J:
B: STATE PROPOSITIONS	E:	H:	K:
Proposition 167			
State Taxes	YES		
C: STATE PROPOSITIONS	F:	I:	L:
Proposition 167			
Renters Tax Credits	NO		

R E C A P	Voters	Trnout	Pct	A	B	C	D	E	F	G	H	I	J	K	L
20TH CONGRESSIONAL DIST	36691	26326	71.8		8146	16520									
16TH SENATE	36691	26326	71.8		8146	16520									
30TH ASSEMBLY DISTRICT	36691	26326	71.8		8146	16520									
SUPERVISOR DISTRICT 1	5904	3701	62.7		1294	2194									
ABSENTEE DISTRICT 1	0	495	0.0		224	244									
TOTAL DISTRICT 1	5904	4196	71.1		1518	2438									
SUPERVISOR DISTRICT 2	5746	2891	50.3		844	1860									
ABSENTEE DISTRICT 2	0	1000	0.0		351	489									
TOTAL DISTRICT 2	5746	3891	67.7		1195	2349									
SUPERVISOR DISTRICT 3	9132	6154	67.4		1730	4098									
ABSENTEE DISTRICT 3	0	1049	0.0		337	646									
TOTAL DISTRICT 3	9132	7203	78.9		2067	4744									
SUPERVISOR DISTRICT 4	7362	4228	57.4		1329	2625									
ABSENTEE DISTRICT 4	0	716	0.0		247	436									
TOTAL DISTRICT 4	7362	4944	67.2		1576	3061									
SUPERVISOR DISTRICT 5	8547	5226	61.1		1515	3398									
ABSENTEE DISTRICT 5	0	866	0.0		275	530									
TOTAL DISTRICT 5	8547	6092	71.3		1790	3928									
CITY OF AVENAL	1380	820	59.4		245	527									
ABSENTEE VOTERS AVENAL	0	96	0.0		33	41									
TOTAL CITY OF AVENAL	1380	916	66.4		278	568									
CITY OF CORCORAN	3319	1568	47.2		457	1017									
ABSENTEE VOTER CORCORAN	0	766	0.0		289	355									
TOTAL CITY OF CORCORAN	3319	2334	70.3		746	1372									
CITY OF HANFORD	15241	9409	61.7		2900	5971									
ABSENTEE VOTER HANFORD	0	1640	0.0		556	981									
TOTAL CITY OF HANFORD	15241	11049	72.5		3456	6952									
CITY OF LEMOORE	5466	3358	61.4		1082	2103									
ABSENTEE VOTER LEMOORE	0	588	0.0		237	324									
TOTAL CITY OF LEMOORE	5466	3946	72.2		1319	2427									

C O L U M N L E G E N D

A:	D:	G:	J:
B: STATE PROPOSITIONS	E:	H:	K:
Proposition 167	YES		
State Taxes			
C: STATE PROPOSITIONS	F:	I:	L:
Proposition 167			
Renters Tax Credits	NO		

R E C A P	Voters	Trnout	Pct	A	B	C	D	E	F	G	H	I	J	K	L
UNINCORPORATED	11285	7045	62.4		2028	4557									
ABSENTEE VOTER UNINCORP	0	1036	0.0		319	644									
TOTAL UNINCORPORATED	11285	8081	71.6		2347	5201									
COUNTY PRECINCT TOTAL	36691	22200	60.5		6712	14175									
COUNTY ABSENTEE TOTAL	0	4126	0.0		1434	2345									
** COUNTY TOTALS	36691	26326	71.8		8146	16520									

----- COLUMN LEGEND -----

A:	D:	G:	J:
B: STATE PROPOSITIONS Proposition 167 State Taxes	E:	H:	K:
C: STATE PROPOSITIONS Proposition 167 Renters Tax Credits	F:	I:	L:
	NO		
	YES		



JOAN L. BULLOCK, COUNTY CLERK-RECORDER

RECORDER DIVISION  
PHONE 582-3211, EXT. 2470

KINGS COUNTY GOVERNMENT CENTER  
1400 WEST LACEY BOULEVARD  
HANFORD, CALIFORNIA 93230

CLERK DIVISION  
PHONE 582-3211, EXT. 2430

COUNTY OF KINGS  
RESULT OF THE WRITE-IN VOTES CAST  
NOVEMBER 3, 1992 CONSOLIDATED GENERAL ELECTION

PRESIDENT

TOTAL VOTES CAST

W. Felix Carter-----	0
Bo Gritz-----	0
John Hagelin-----	1
Lyndon LaRouche-----	0
Isabell Masters-----	0
Gene Smith-----	0
James Warren-----	0

VICE PRESIDENT


John Aschenbach-----	0
Cyril Minett-----	0
Mike Tompkins-----	0
James Bevel-----	0
Walter Masters-----	0
Lane Neihardt Smith-----	0
Estelle Debates-----	0

U.S. SENATE

Robert Bell-----	0
Joel Britton-----	0
John Cortese-----	0
Jerry Carrol-----	0
Joe Swanson-----	0

LAKESIDE UNION SCHOOL DISTRICT  
GOVERNING BOARD MEMBER

Sheila Lindsey (Cox)-----	60
Frank Williams-----	52
Lillie Fields-----	55



*Nadine Svoboda, Tulare County Clerk-Recorder*

221 South Mooney Boulevard  
Visalia, California 93291-4593

CERTIFICATION OF RESULTS  
CONSOLIDATED GENERAL  
ELECTION RETURNS FOR  
COLLEGE OF THE SEQUOIAS WARD #4

STATE OF CALIFORNIA    )  
                                  ) SS  
COUNTY OF TULARE     )

I, Nadine Svoboda, County Clerk-Recorder of said County, do hereby certify that, pursuant to section 17081 and following sections of the Elections Code, I did canvass the returns of the Consolidated General Election held on November 3, 1992, in said above district, and that the Statement of Votes Cast, to which this certificate is attached, shows the total number of votes cast for each candidate, and that the totals as shown are full, true, and correct.

WITNESS my hand and Official Seal this 19th day of November, 1992.

NADINE SVOBODA, COUNTY CLERK-RECORDER

By: *Candy Lopez*  
Chief Deputy, Elections

CL/lr







Nadine Svoboda, Tulare County Clerk-Recorder

221 South Mooney Boulevard  
Visalia, California 93291-4593

CERTIFICATION OF RESULTS  
CONSOLIDATED GENERAL  
ELECTION RETURNS FOR  
HANFORD JT UNION HIGH

STATE OF CALIFORNIA )  
  ) ss  
COUNTY OF TULARE        )

I, Nadine Svoboda, County Clerk-Recorder of said County, do hereby certify that, pursuant to section 17081 and following sections of the Elections Code, I did canvass the returns of the Consolidated General Election held on November 3, 1992, in said above district, and that the Statement of Votes Cast, to which this certificate is attached, shows the total number of votes cast for each candidate, and that the totals as shown are full, true, and correct.

WITNESS my hand and Official Seal this 19th day of November, 1992.

NADINE SVOBODA, COUNTY CLERK-RECORDER

By:

Candy Lopez  
Chief Deputy, Elections

CL/lr

GENERAL ELECTION, NOVEMBER 3, 1992

HANFORD JT UNION HIGH

REGISTRATION	27							
BALLOTS CAST	21	24	16					
TURNOUT	77.8	43.8	51.6					
ABSENTEE TOTALS	113	0	0	18	0	20	16	24
GRAND TOTALS	113	61	54.0	18	0	20	16	24
820-MAIL PCT	26							
827-MAIL PCT	34							
861-MAIL PCT	95							
2 - HT				4				
ANL				12				
FOR								
ORD								
RE D C								
JUN								
TION								
UT								
NY								
IOP								
DR B								
ADR								
HIGH								
HN								
MARY L LEE				6	7	0	0	0
JOYCE L MURRAY				7	5	0	16	24
J RICHARD NEILL				7	3	0	0	0
ROBERT E DYER				8	9	0	0	0







*Nadine Svoboda, Tulare County Clerk-Recorder*

221 South Mooney Boulevard  
Visalia, California 93291-4593


CERTIFICATION OF RESULTS  
CONSOLIDATED GENERAL  
ELECTION RETURNS FOR  
TULARE JT UNION HIGH

STATE OF CALIFORNIA    )  
  ) ss  
COUNTY OF TULARE    )

I, Nadine Svoboda, County Clerk-Recorder of said County, do hereby certify that, pursuant to section 17081 and following sections of the Elections Code, I did canvass the returns of the Consolidated General Election held on November 3, 1992, in said above district, and that the Statement of Votes Cast, to which this certificate is attached, shows the total number of votes cast for each candidate, and that the totals as shown are full, true, and correct.

WITNESS my hand and Official Seal this 19th day of November, 1992.

NADINE SVOBODA, COUNTY CLERK-RECORDER

By:   
Chief Deputy, Elections

CL/lr










GENERAL ELECTION, NOVEMBER 3, 1992

CORCORAN UNIFIED SCHOOL DISTRICT

REGISTRATION	35				
BALLOTS CAST	32	91.4			
TURNOUT			0	0.0	
			32	91.4	
BEZZETT BENNY SAWELLE	11		0	11	
VINCENT G BANALES	7		0	7	
MARGARET HAMMOND	25		0	25	
SHONHO ISHI PALMERIN	15		0	15	
808-MAIL PCT 09					
ABSENTEE TOTALS					
GRAND TOTALS					



*Nadine Svoboda, Tulare County Clerk-Recorder*  
221 South Mooney Boulevard  
Visalia, California 93291-4593


CERTIFICATION OF RESULTS  
CONSOLIDATED GENERAL  
ELECTION RETURNS FOR  
DELTA VIEW JT SCHOOL DISTRICT

STATE OF CALIFORNIA )  
                                  ) ss  
COUNTY OF TULARE     )

I, Nadine Svoboda, County Clerk-Recorder of said County, do hereby certify that, pursuant to section 17081 and following sections of the Elections Code, I did canvass the returns of the Consolidated General Election held on November 3, 1992, in said above district, and that the Statement of Votes Cast, to which this certificate is attached, shows the total number of votes cast for each candidate, and that the totals as shown are full, true, and correct.

WITNESS my hand and Official Seal this 19th day of November, 1992.

NADINE SVOBODA, COUNTY CLERK-RECORDER

By:   
Chief Deputy, Elections

CL/lr


GENERAL ELECTION, NOVEMBER 3, 1992

DELTA VIEW JT SCHOOL DISTRICT

	820-MAIL PCT 26	827-MAIL PCT 34	861-MAIL PCT 95	ABSENTEE TOTALS	GRAND TOTALS
REGISTRATION	27	355	321	112	112
BALLOTS CAST	21	24	16	0	61
TURNOUT	77.8	47.8	51.8	0.0	54.0
KELLY E RHOADES	14	17	27	0	58
HIDEO HORIE	10	13	18	0	41
GREGORY D DIAS JR	14	12	12	0	38







*Nadine Svoboda, Tulare County Clerk-Recorder*

221 South Mooney Boulevard  
Visalia, California 93291-4593

CERTIFICATION OF RESULTS  
CONSOLIDATED GENERAL  
ELECTION RETURNS FOR  
TRAVER JT ELEMENTARY  
SCHOOL DISTRICT

STATE OF CALIFORNIA    )  
                                  ) ss  
COUNTY OF TULARE     )

I, Nadine Svoboda, County Clerk-Recorder of said County, do hereby certify that, pursuant to section 17081 and following sections of the Elections Code, I did canvass the returns of the Consolidated General Election held on November 3, 1992, in said above district, and that the Statement of Votes Cast, to which this certificate is attached, shows the total number of votes cast for each candidate, and that the totals as shown are full, true, and correct.

WITNESS my hand and Official Seal this 19th day of November, 1992.


NADINE SVOBODA, COUNTY CLERK-RECORDER

By: *Andy Lopez*  
Chief Deputy, Elections

CL/lr







*Nadine Svoboda, Tulare County Clerk-Recorder*

221 South Mooney Boulevard  
Visalia, California 93291-4593

CERTIFICATION OF RESULTS  
CONSOLIDATED GENERAL  
ELECTION RETURNS FOR  
WAUKENA JT UNION  
SCHOOL DISTRICT

STATE OF CALIFORNIA    )  
                                  ) ss  
COUNTY OF TULARE     )

I, Nadine Svoboda, County Clerk-Recorder of said County, do hereby certify that, pursuant to section 17081 and following sections of the Elections Code, I did canvass the returns of the Consolidated General Election held on November 3, 1992, in said above district, and that the Statement of Votes Cast, to which this certificate is attached, shows the total number of votes cast for each candidate, and that the totals as shown are full, true, and correct.

WITNESS my hand and Official Seal this 19th day of November, 1992.

NADINE SVOBODA, COUNTY CLERK-RECORDER

By: *Candy Lopez*  
Chief Deputy, Elections

CL/lr

WAUKENA JT UNION SCHOOL DISTRICT

169200-MAU-200	283				
ABSENTEE TOTALS	283				
GRAND TOTALS	283				
REGISTRATION	283				
BALLOTS CAST	186	65.7			
TURNOUT	39	13.8			
	225	79.5			
STAKE	29	5			
TURNOUT	34				
DANNY C FREITAS	69	22	92		
DIANA SIMPSON	126	22	148		
VERNAL GOMES	43	7	50		
KIRK A MYERS	70		77		
HOWARD J HARMON					

STATEMENT OF VOTES CAST  
AT THE  
CONSOLIDATED GENERAL ELECTION

HELD ON  
NOVEMBER 3, 1992  
IN THE


KINGSBURG JOINT UNION HIGH SCHOOL DISTRICT  
COUNTY OF FRESNO  
STATE OF CALIFORNIA

CERTIFICATE OF COUNTY CLERK TO RESULTS OF THE CANVASS

STATE OF CALIFORNIA) )  
County of Fresno ) ss.

I, SUSAN B. ANDERSON, County Clerk/Registrar of Voters of the County of Fresno, State of California, do hereby certify that pursuant to the provisions of Section 17081 et seq of the Elections Code of the State of California, I did canvass the returns of the vote cast in the Kingsburg Joint Union High School District, at the Consolidated General Election held on November 3, 1992, for the Local Offices submitted to the vote of the voters, and that the Statement of the Vote Cast, to which this certificate is attached, shows the whole number of votes cast in the said district and in each of the respective precincts therein, and that the totals of the respective columns and the totals shown for the offices are full, true and correct.

WITNESS my hand and Official Seal this 1st day of December, 1992.



SUSAN B. ANDERSON  
County Clerk/Registrar of Voters

*Norma Logan*  
NORMA LOGAN  
Elections Manager

SENATE 16	CONSOLIDATED GENERAL ELECTION				FRESNO COUNTY			NOVEMBER 3, 1992				
	REGISTERED VOTERS	BALLOTS CAST	TURNOUT	KINGSBURG JT UNION HIGH SCHOOL VOTE FOR 2 BLANK VOTES	OVER VOTES	DAVID H JACKSON	ERIC LINDELL	TAMARA L R KING	WRITE-IN #1	WRITE-IN #2	UNQUALIFIED WRITE-IN #1	UNQUALIFIED WRITE-IN #2
SPECIAL PRECINCT 0635	660	503	76.2	15		322	356	113				
SPECIAL PRECINCT 0636	447	272	60.8	26		174	153	51				
SPECIAL PRECINCT 0637	427	312	73.0	25		220	182	51				
SPECIAL PRECINCT 0639	565	361	63.8	21		231	203	86				
SPECIAL PRECINCT 0640	569	378	66.4	16		247	218	95				
SPECIAL PRECINCT 0641	536	329	61.3	28	1	181	159	63				
SPECIAL PRECINCT 0646	319	202	63.3	12		111	117	45				
SPECIAL PRECINCT 0647	708	482	68.0	36		298	289	91		1		
SPECIAL PRECINCT 0648	138	91	65.9	16		53	53	12				
MAILED PRECINCT 1107	9	7	77.7			1	5	1				
MAILED PRECINCT 1108	17	16	94.1			11	10	1				
MAILED PRECINCT 1109	23	18	78.2			5	11	6				
MAILED PRECINCT 1110	19	13	68.4	1		5	7	1				
MAILED PRECINCT 1111	7	7	100.0	1		5	3					
MAILED PRECINCT 1112	3	3	100.0		1	1	1	1				
ABSENTEE STYLE 084		14	0.0			13	11	1				
ABSENTEE STYLE 085		468	0.0	57		286	266	101				
SENATE 16	4447	3476	78.1	256	2	2165	2040	719			1	
**** T O T A L S ****	4447	3476	78.1	256	2	2165	2040	719			1	

RECAP	CONSOLIDATED GENERAL ELECTION			FRESNO COUNTY			NOVEMBER 3, 1992					
	REGISTERED VOTERS	BALLOTS CAST	TURNOUT	KINGSBURG JT UNION HIGH SCHOOL VOTE FOR 2 BLANK VOTES	OVER VOTES	DAVID H JACKSON	ERIC LINDELL	TAMARA L R KING	WRITE-IN #1	WRITE-IN #2	UNQUALIFIED WRITE-IN #1	UNQUALIFIED WRITE-IN #2
CONGRESSIONAL DIST 18			0.0									
CONGRESSIONAL DIST 19			0.0									
CONGRESSIONAL DIST 20	4447	3476	78.1	256	2	2165	2040	719				
TOTAL	4447	3476	78.1	256	2	2165	2040	719				
SENATE 12			0.0									
SENATE 14			0.0									
SENATE 16	4447	3476	78.1	256	2	2165	2040	719				
TOTAL SENATE	4447	3476	78.1	256	2	2165	2040	719				
ASSEMBLY 25			0.0									
ASSEMBLY 29			0.0									
ASSEMBLY 30			0.0									
ASSEMBLY 31	4447	3476	78.1	256	2	2165	2040	719				
TOTAL ASSEMBLY	4447	3476	78.1	256	2	2165	2040	719				
SUPERVISORIAL DISTRICT 1			0.0									
ABSENTEE (DIST 1)			0.0									
SUPERVISORIAL DISTRICT 2			0.0									
ABSENTEE (DIST 2)			0.0									
SUPERVISORIAL DISTRICT 3			0.0									
ABSENTEE (DIST 3)			0.0									
SUPERVISORIAL DISTRICT 4	4447	2994	67.3	199	2	1866	1763	617				
ABSENTEE (DIST 4)		482	0.0	57		299	277	102				
SUPERVISORIAL DISTRICT 5			0.0									
ABSENTEE (DIST 5)			0.0									
TOTAL PRECINCT	4447	2994	67.3	199	2	1866	1763	617				
TOTAL ABSENTEE		482	0.0	57		299	277	102				
TOTAL	4447	3476	78.1	256	2	2165	2040	719				
CLOVIS			0.0									
COALINGA			0.0									
FIREBAUGH			0.0									
FOWLER			0.0									
FRESNO			0.0									
HURON			0.0									
KERMAN			0.0									
KINGSBURG	3912	2637	67.4	167	1	1673	1556	550				
MENDOTA			0.0									
ORANGE COVE			0.0									
PARLIER			0.0									
REEDLEY			0.0									
SANGER			0.0									
SAN JOAQUIN			0.0									
SELMA			0.0									
UNINCORPORATED AREAS	535	357	66.7	32	1	193	207	67				
ABSENTEE BALLOTS		482	0.0	57		299	277	102				
PRECINCT BALLOTS	4447	2994	67.3	199	2	1866	1763	617				
TOTAL	4447	3476	78.1	256	2	2165	2040	719				


STATEMENT OF VOTES CAST  
AT THE  
CONSOLIDATED GENERAL ELECTION  
HELD ON  
NOVEMBER 3, 1992  
IN THE  
KINGSBURG JOINT UNION ELEMENTARY SCHOOL DISTRICT  
COUNTY OF FRESNO  
STATE OF CALIFORNIA

CERTIFICATE OF COUNTY CLERK TO RESULTS OF THE CANVASS

STATE OF CALIFORNIA) )  
County of Fresno ) ss.

I, SUSAN B. ANDERSON, County Clerk/Registrar of Voters of the County of Fresno, State of California, do hereby certify that pursuant to the provisions of Section 17081 et seq of the Elections Code of the State of California, I did canvass the returns of the vote cast in the Kingsburg Joint Union Elementary School District, at the Consolidated General Election held on November 3, 1992, for the Local Offices submitted to the vote of the voters, and that the Statement of the Vote Cast, to which this certificate is attached, shows the whole number of votes cast in the said district and in each of the respective precincts therein, and that the totals of the respective columns and the totals shown for the offices are full, true and correct.

WITNESS my hand and Official Seal this 1st day of December, 1992.



SUSAN B. ANDERSON  
County Clerk/Registrar of Voters

*Norma Logan*  
NORMA LOGAN  
Elections Manager

SENATE 16

CONSOLIDATED GENERAL ELECTION

FRESNO COUNTY

NOVEMBER 3, 1992

	REGISTERED VOTERS	BALLOTS CAST	TURNOUT	KINGSBURG JT UNION ELEM VOTE FOR 2	BLANK VOTES	OVER VOTES	CONNIE LUNDE	DAN ANDERSON	TERI PENFOLD	WRITE-IN #1	WRITE-IN #2	UNQUALIFIED WRITE-IN #1	UNQUALIFIED WRITE-IN #2				
SPECIAL PRECINCT 0635	660	503	76.2	29			326	212	224								
SPECIAL PRECINCT 0636	447	272	60.8	34			158	101	88								
SPECIAL PRECINCT 0637	427	312	73.0	30			207	117	104								
SPECIAL PRECINCT 0639	565	381	67.4	30			217	153	130								
SPECIAL PRECINCT 0640	569	378	66.4	27			227	144	156								
SPECIAL PRECINCT 0641	536	329	61.3	34			161	136	87								
SPECIAL PRECINCT 0646	319	202	63.3	16			104	94	60								
SPECIAL PRECINCT 0647	708	482	68.0	48			271	222	154			12					
MAILED PRECINCT 1108	17	16	94.1	1			7	7	7								
MAILED PRECINCT 1109	23	18	78.2	4			7	7	6								
MAILED PRECINCT 1110	19	13	68.4	1			8	7	5								
MAILED PRECINCT 1111	7	7	100.0	2			2	2	2								
MAILED PRECINCT 1112	3	3	100.0				3	2	2								
ABSENTEE STYLE 085		468	0.0	79			262	179	164			2					
SENATE 16	4300	3364	78.2	335	7	1960	1379	1187		1	29	2					
**** T O T A L S ****	4300	3364	78.2	335	7	1960	1379	1187		1	29	2					

RECAP	CONSOLIDATED GENERAL ELECTION			FRESNO COUNTY						NOVEMBER 3, 1992			
	REGISTERED VOTERS	BALLOTS CAST	TURNOUT	KINGSBURG JT UNION ELEM VOTE FOR 2	BLANK VOTES	OVER VOTES	CONNIE LUNDE	DAN ANDERSON	TERI PENFOLD	WRITE-IN #1	WRITE-IN #2	UNQUALIFIED WRITE-IN #1	UNQUALIFIED WRITE-IN #2
CONGRESSIONAL DIST 18			0.0										
CONGRESSIONAL DIST 19			0.0										
CONGRESSIONAL DIST 20	4300	3364	78.2	335	7	1960	1379	1187		1	29		
TOTAL	4300	3364	78.2	335	7	1960	1379	1187		1	29		
SENATE 12			0.0										
SENATE 14			0.0										
SENATE 16	4300	3364	78.2	335	7	1960	1379	1187		1	29		
TOTAL SENATE	4300	3364	78.2	335	7	1960	1379	1187		1	29		
ASSEMBLY 25			0.0										
ASSEMBLY 29			0.0										
ASSEMBLY 30			0.0										
ASSEMBLY 31	4300	3364	78.2	335	7	1960	1379	1187		1	29	2	
TOTAL ASSEMBLY	4300	3364	78.2	335	7	1960	1379	1187		1	29	2	
SUPERVISORIAL DISTRICT 1			0.0										
ABSENTEE (DIST 1)			0.0										
SUPERVISORIAL DISTRICT 2			0.0										
ABSENTEE (DIST 2)			0.0										
SUPERVISORIAL DISTRICT 3			0.0										
ABSENTEE (DIST 3)			0.0										
SUPERVISORIAL DISTRICT 4	4300	2896	67.3	256	79	1698	1200	1023		1	27	2	
ABSENTEE (DIST 4)		468	0.0			262	179	164			2		
SUPERVISORIAL DISTRICT 5			0.0										
ABSENTEE (DIST 5)			0.0										
TOTAL PRECINCT	4300	2896	67.3	256	79	1698	1200	1023		1	27	2	
TOTAL ABSENTEE		468	0.0			262	179	164			2		
TOTAL	4300	3364	78.2	335	7	1960	1379	1187		1	29	2	
CLOVIS			0.0										
COALINGA			0.0										
FIREBAUGH			0.0										
FOWLER			0.0										
FRESNO			0.0										
HURON			0.0										
KERMAN			0.0										
KINGSBURG	3912	2637	67.4	232	6	1567	1085	943		1	26	2	
MENDOTA			0.0										
ORANGE COVE			0.0										
PARLIER			0.0										
REEDLEY			0.0										
SANGER			0.0										
SAN JOAQUIN			0.0										
SELMA			0.0										
UNINCORPORATED AREAS	388	259	66.7	24	1	131	115	80			1		
ABSENTEE BALLOTS		468	0.0			79	262	179	164			2	
PRECINCT BALLOTS	4300	2896	67.3	256	79	1698	1200	1023		1	27	2	
TOTAL	4300	3364	78.2	335	7	1960	1379	1187		1	29	2	