

CANVASS AND STATEMENT OF RESULT OF ELECTION


STATE OF CALIFORNIA)
) ss.
 COUNTY OF KINGS)

I hereby certify that on June 10, 1976, I canvassed the returns of the Consolidated Primary Election, wherein there was consolidated the Hanford School District Governing Board Member Election, held on June 8, 1976, in the County of Kings, and that the total number of ballots cast and the total number of votes cast for each candidate in said county and each of the respective precincts therein, are as follows, and that the totals as shown for each candidate are full, true and correct:

PRECINCT	LAURA I. YRIGOLLEN	MARCELYN M. BUFORD
Amber 1	79	117
Amber 2A	61	130
Amber 2B	74	103
Boalt	105	77
Cortner A	110	140
Cortner B	109	143
Fruitland	2	2
Garden 1	22	9
Greater Hanford 1	72	120
Greater Hanford 2	78	124
Hanford 1	151	61
Hanford 2	96	137
Hanford 3	158	129
Hanford 4	107	144
Hanford 5	82	167
Hanford 6	93	179
Lee	148	98
Lucerne	25	23
Maple Grove	72	72
Monroe	63	97
Park	117	143

PRECINCT	LAURA I. YRIGOLLEN	MARCELYN M. BUFORD
Parsons	118	120
Porter	109	231
Rustic	29	39
Short	50	141
Absentee	76	188
TOTALS	2,206	2,934

IN WITNESS WHEREOF, I have hereunto set my hand this 22nd day of June, 1976.


Joan L. Bullock, County Clerk


CANVASS AND STATEMENT OF RESULTS OF ELECTION

STATE OF CALIFORNIA)
)
 COUNTY OF KINGS) ss.

I hereby certify that on June 10, 1976, I canvassed the returns of the Consolidated Primary Election, held on June 8, 1976, in the County of Kings, and that the total number of ballots cast and the total number of votes cast for each candidate in said county and each of the respective precincts therein, are as follows, and that the totals as shown for each candidate are full, true and correct:

PRECINCT	Total Votes Cast	Virginia R. Rice	Ralph W. Marshall	Barbara J. Spear	Gloria W. Newport	Terence Harper	George W. Hesdorfer
Delta Creek	214	54	50	43	42	37	38
Garden 1	123	4	3	4	2	3	5
Hanford 2	269	75	66	64	58	41	53
Hanford 3	340	49	41	41	43	37	24
Hanford 4	289	64	48	57	52	43	31
Hanford 5	271	76	74	74	65	51	61
Hanford 6	298	93	86	81	72	57	67
Lakeside	137	40	39	38	34	28	24
Lee	256	58	59	60	50	56	33
Maple Grove	160	17	15	14	12	14	10
Rancho	138	24	28	25	27	24	16
Rustic	81	16	16	15	14	15	4
Absent Voters	150	44	48	38	38	32	26
Totals	2,726	614	573	554	509	438	392

IN WITNESS WHEREOF, I have hereunto set my hand this 22nd day of June, 1976.


 JUAN L. BULLOCK, County Clerk


STATE OF CALIFORNIA)
) ss.
 COUNTY OF KINGS)

CANVASS AND STATEMENT OF RESULT OF ELECTION

I hereby certify that on June 10, 1976, I canvassed the returns of the Consolidated Primary Election, wherein there was consolidated the Armona Community Services Formation Measure, held on June 8, 1976, in the County of Kings, and that the total number of ballots cast and the total number of votes cast for each candidate and/or for and against the measure in said county and in each of the respective precincts therein, are as follows, and that the totals as shown for each candidate and for and against the measure are full, true and correct:

PRECINCT	PROPOSITION "B" Formation Measure		CLAUD K. ESTES	JIMMY E. PHELIAN	CHARLES W. SISSON	LEO HUFFMAN	DALLIAS HALEY
	Yes	No					
Armona A	119	42	142	120	124	119	128
Armona B	123	30	116	112	104	113	103
Absentee	5	2	5	5	4	4	4
Totals	247	74	263	237	232	236	235

IN WITNESS WHEREOF, I have hereunto set my hand this 22nd day of June, 1976.


 JOAN L. BULLOCK, County Clerk

CANVASS AND STATEMENT OF RESULT OF ELECTION

STATE OF CALIFORNIA)
) ss.
 COUNTY OF KINGS)

I hereby certify that on June 10, 1976, I canvassed the returns of the Consolidated Primary Election, held on June 8, 1976, in the County of Kings; wherein there was consolidated the Consolidated Irrigation District Loan Contract Measure Election and the State Center Community College District Bond Measure Election, and that the total number of ballots cast and the total number of votes cast for and against the measures in said county and in each of the respective precincts therein, are as follows, and that the totals as shown for each candidate and for and against the measure are full, true and correct:

PRECINCT	PROPOSITION A College District Bond Measure		PROPOSITION O Irrigation District Contract	
	Yes	No	Yes	No
Hardwick	11	24		
Laguna	3	13		
River Oak	25	117	50	77
Absentee	1	3	0	1
Totals	40	157	50	78

IN WITNESS WHEREOF, I have hereunto set my hand this 22nd day of June, 1976.


 JOAN L. BULLOCK, County Clerk

CERTIFICATE OF COUNTY CLERK TO RESULT OF THE CANVASS
OF DIRECT PRIMARY ELECTION RETURNS


STATE OF CALIFORNIA)

COUNTY OF KINGS)

ss

I, Joan L. Bullock, County Clerk of said County, do hereby certify that, in pursuance of the provisions of Section 18461 of the Elections Code and of the resolution of the Board of Supervisors of said County, heretofore adopted and entered upon the minutes of said Board, I did canvass the returns of the vote cast in the 32nd Assembly District in said County at the Consolidated Primary Election held on June 8, 1976, for State, District, Congressional, State Legislature, Judicial, School, County and Judicial District offices, and Measures submitted to the vote of the voters, and that the Statement of Vote Cast, to which this certificate is attached, shows the whole number of votes cast in said Assembly District in said County, and the whole number of votes cast for each candidate and for and against each measure in said Assembly District in said County and in each of the respective precincts therein, and that the totals of the respective columns and the totals as shown for each candidate and for and against each measure are full, true and correct.

Witness my hand and Official Seal this 22nd day of June 1976.

 County Clerk



JOAN L. BULLOCK, COUNTY CLERK-RECORDER

CLERK DIVISION
PHONE 582-3211, EXT. 221

COURT HOUSE, BOX C
HANFORD, CALIFORNIA
93230

RECORDER DIVISION
PHONE 582-3211, EXT. 151

June 18, 1976

TO: BOARD OF SUPERVISORS

SUBJECT: CERTIFICATION OF JUNE 8, 1976 PRIMARY ELECTION

It is recommended that you approve the following minute order which incorporates my report to the Board regarding the June 8, 1976 Primary Election.

PROPOSED MINUTE ORDER


"That the following report of the Clerk and Statement of All Votes Cast at the Consolidated Primary Election held on June 8, 1976, in the County of Kings, 32nd Assembly District, be accepted and approved and that the Clerk be instructed to send to the Secretary of State a complete copy of the returns of the Primary Election as required by Section 18470 of the Elections Code." ¹⁷⁰⁷⁰

COUNTY CLERK'S REPORT

¹⁷⁰⁸¹
In accordance with Section 18461 of the Elections Code, and in compliance with the order of the Board of Supervisors adopted May 4, 1976, I, as County Clerk and Ex-officio Clerk of the Board of Supervisors, hereby report that on June 10, 1976, I conducted the canvass of the returns of said election, including the Hanford School District Governing Board Member Election Consolidated Irrigation District Loan Contract and Armona Community Services District Formation Measure, held on June 8, 1976, and that the total vote cast in said election in Kings County, excepting absent voters' ballots was 12,814. The total vote cast for each candidate and measure is the same as appears in the tabulated statement on the following pages.

I further report that in compliance with Section 18201 of the Elections Code, I conducted the canvass of the absent voters' ballots on June 10, 1976 and found that there were 709 applications for absent voters' ballots; 572 which were voted, returned and counted; 68 were not returned nor voted by June 8, 1976; 69 were challenged and not counted and that the votes for each candidate and measure were entered on the statement following.

I further report that the total vote cast at said election and by absent voters was 13,386.


County Clerk and Ex-officio Clerk of
the Board of Supervisors

SOV 01	ABSTRACT	DEMOCRATIC DELEGATES TO NATIONAL CONVENTION												
		REGISTRATION OFFICERS	VOLUNTARY	FORWARDING OFFICERS	FORWARDING OFFICERS	FORWARDING OFFICERS	FORWARDING OFFICERS	FORWARDING OFFICERS	FORWARDING OFFICERS	FORWARDING OFFICERS	FORWARDING OFFICERS	FORWARDING OFFICERS		
		291	114	2	32	2	11	2			1	56	1	4
BEALL		592	243	7	68	16	14	3				128		4
CLAWSON 1		77	27	1	7	1				1	17			
CLAWSON 2		295	103	6	22	6	4			1	58		2	
LEMOORE 1		456	200	8	40	11	7	1		2	115	1	5	
LEMOORE 2		364	162	3	49	12	3	3		2	81		4	
LEMOORE 3		505	202	4	63	11	6	2		1	106		6	
LEMOORE 4		176	85	2	14	11	3	1		3	48	1	1	
MURRAY 1		222	111	3	36	4	6	1		1	53		2	
MUSSEL SLOUGH 1		298	62	3	21	5	3	2		1	26		1	
NAVY 1		314	124		42	2	11	1			58		2	
STRATFORD														
SUPERVISORIAL DIST TOT		3590	1433	39	394	81	68	16		12	746	3	31	
ABSENT VOTERS DIST 1			58	8	11	3	1			1	29		1	
			58	8	11	3	1			1	29		1	
AVENAL 1		311	160	2	64	10	7	1			67	1	4	
AVENAL 2		293	149	3	62	8	9	2			57		1	
AVENAL 3		416	215	9	74	10	10	1			95	1	6	
CORCORAN 1		176	104	1	37	1	3			2	54	1		
CORCORAN 2A		298	150	2	46	7	9			1	70	1	8	
CORCORAN 2B		306	126	4	49	9	1				57	1	4	
CORCORAN 3		388	163	8	62	9	10	1		1	66			
CORCORAN 4		430	191	5	53	8	5	3		2	106		5	
TULE RIVER 1		278	135		43	3	4	1			76			
TULE RIVER 2		265	151		41	5	6	1		1	84			
SUPERVISORIAL DIST TOT		3161	1544	34	531	70	64	10		7	732	5	28	
ABSENT VOTERS DIST 2			38	4	15	2		1			12	1	1	
			38	4	15	2		1			12	1	1	
AMBER 1		271	68	5	18	9	2	3			23		1	
AMBER 2A		345	112	3	24	13	6			1	56	1	4	
AMBER 2B		316	114	10	29	3	1			1	66		1	
CORTNER A		368	145	7	30	18	7	2			77		1	
CORTNER B		388	173	7	51	13	10			3	80		3	
EUREKA		217	67	3	21	4	5			2	21			
HARDWICK		412	177	4	62	5	17	1		1	76		3	

SOV 01

ABSTRACT

DEMOCRATIC DELEGATES TO NATIONAL CONVENTION

JUNE 8 1976

	REGISTRATION	VOLES	DELEGATES	DELEGATES	DELEGATES	DELEGATES	DELEGATES	DELEGATES	DELEGATES	DELEGATES	DELEGATES	DELEGATES	DELEGATES
ISLAND	311	162	2	56	9	5	1	82	3				
KINGS RIVER	278	102	6	29	14	2	1	38	2				
LAGUNA	103	37	1	17	2	2	1	11					
LAKE	225	82	4	34	6			31					
LUCERNE	117	56	7	17		1		30					
MONROE	236	77	5	21	3	2	1	38					
PORTER	533	156	9	44	11	1		85	3				
RIVER OAK	251	108	8	46	7	10		27	2				
SHORT	292	110	4	34	4	7		47	3				
SUPERVISORIAL DIST TOT	4663	1746	85	533	121	78	8	788	3	26			
ABSENT VOTERS DIST 3		75	2	20	8	3		28	1	5			
		75	2	20	8	3		28	1	5			
ARMONA A	436	184	4	73	9	13	1	68	2	2			
ARMONA B	419	182		73	13	3	2	85		4			
BOALT 1	357	180	3	51	5	7	2	103	1	3			
FRUITLAND	289	140	7	35	6	4	1	79		3			
GREATER HANFORD 1	315	205	4	34	6	6		66					
HANFORD 1	478	238	3	48		2	3	166					
PADDOCK	140	45	2	16	1	3		23					
PARK	503	219	8	49	6	5		124	2	3			
PARSONS	422	159	3	55	4	3		85		4			
GREATER HANFORD 2	327	218	1	40	12	5		68		2			
SUPERVISORIAL DIST TOT	3674	1599	35	474	62	51	9	867	5	21			
ABSENT VOTERS DIST 4		38	1	10	5	3	1	13		1			
		38	1	10	5	3	1	13		1			
DELTA CREEK 1	326	106	3	40	6	8	2	37		2			
GARDEN 1	221	112	1	29	2	5		67		2			
HANFORD 2	430	164	7	49	7	4		84		3			
HANFORD 3	529	257	5	63	8	6	2	155	4	3			
HANFORD 4	433	197	11	52	8	8	1	101	1	5			
HANFORD 5	395	147	2	40	12	4		79	2				
HANFORD 6	398	165	10	50	9	4	2	76		5			
LAKESIDE	191	69		24	8	7		28		1			
LEE	385	162	3	50	12	12		79		3			
MAPLE GROVE	261	132	4	32	6	4		80		1			

SOV 01

ABSTRACT

DEMOCRATIC DELEGATES TO NATIONAL CONVENTION

JUNE 8 1976

	RANCHO RUSTIC	VOTES CAST	DELEGATE COUNT	DELEGATE COUNT	DELEGATE COUNT	DELEGATE COUNT	DELEGATE COUNT	DELEGATE COUNT	DELEGATE COUNT	DELEGATE COUNT	DELEGATE COUNT	DELEGATE COUNT	DELEGATE COUNT	DELEGATE COUNT
RANCHO	193	87	1	21	5	3	1	2		49		3		
RUSTIC	123	47		12	2	2	2			27				
SUPERVISORIAL DIST TOT	3885	1645	47	462	85	67	10	7	5	862	7	28		
ABSENT VOTERS DIST 5		75	3	20	10	2	1	3		29				
		75	3	20	10	2	1	3		29				
TOTAL	18973	8251	258	2470	447	337	56	57	38	4106	25	142		

SOV 01

RECAP

DEMOCRATIC DELEGATES TO NATIONAL CONVENTION

JUNE 8 1976

	REGISTRATION VOTERS	VOTES CAST	FORREST DOUGLAS DUE 1 OULUW-D-U	TOMMY VERBURG DUE 1 OULUW-D-U	FRANK VITROU DUE 1 OULUW-D-U	GEORGE KILLBOM DUE 1 OULUW-D-U	HERZOG TUKSON DUE 1 OULUW-D-U	WILLIAM VONDERV DUE 1 OULUW-D-U	FRANK R. THORNS DUE 1 OULUW-D-U	WALTER G. BROOKER JR DUE 1 OULUW-D-U	BARRY BAYH DUE 1 OULUW-D-U	UNOFFICIAL DELEGATION DUE 1 OULUW-D-U			
SUPERVISORIAL DIST 1	3590	1491	47	405	84	69	16	13	7	775	3	32			
SUPERVISORIAL DIST 2	3161	1582	38	546	72	64	11	7	4	744	6	29			
SUPERVISORIAL DIST 3	4663	1821	87	553	129	81	8	16	15	816	4	31			
SUPERVISORIAL DIST 4	3674	1637	36	484	67	54	10	11	7	880	5	22			
SUPERVISORIAL DIST 5	3885	1720	50	482	95	69	11	10	5	891	7	28			

SOV 02

ABSTRACT

DEMOCRATIC UNITED STATES SENATOR

JUNE 8 1976

	ROBERTO M. SUAREZ DUE 1 25 SUZK-OR	JOHN VESPA DUE 1 25 SUZK-OR	ROBERTO J. SUAREZ DUE 1 25 SUZK-OR	BOB KILKUI DUE 1 25 SUZK-OR	EDUARDO M. SUAREZ DUE 1 25 SUZK-OR	JOE KOONER DUE 1 25 SUZK-OR	JOHN LAZAR BOGAMI DUE 1 25 SUZK-OR	JOE V. HAZZAD DUE 1 25 SUZK-OR	LEON J. HICKEN DUE 1 25 SUZK-OR	ROBERTO J. SUAREZ DUE 1 25 SUZK-OR	JUAN VEGAS DUE 1 25 SUZK-OR				
RANCHO	193	87	1	1	1	21	57				2				
RUSTIC	123	47	1	1		12	29								
SUPERVISORIAL DIST TOT	3885	1645	29	41	12	393	34	902	41	28	22				
ABSENT VOTERS DIST 5		75	3	1	1	18	3	35	3		1				
		75	3	1	1	18	3	35	3		1				
TOTAL	18973	8251	163	241	95	1972	167	4544	171	122	149				

SDV 02

RECAP

DEMOCRATIC UNITED STATES SENATOR

JUNE 8 1976

	ROBERT M. ROSEN	JOHN S. COHEN	RONALD J. WILLIAMS	BOB BELMONT	MILTON ELLIOTT	LOU HOGAN	JOHN HENRY BOGAL	JOHN V. HAZZARD	FRANK J. THOMAS	HOWARD J. WINDS	JIM URSINA						
SUPERVISORIAL DIST 1	3590	1491	27	44	22	361	20	837	30	24	30						
SUPERVISORIAL DIST 2	3161	1582	41	50	15	364	35	854	35	31	25						
SUPERVISORIAL DIST 3	4663	1821	35	54	30	458	37	987	35	20	41						
SUPERVISORIAL DIST 4	3674	1637	28	51	15	378	38	929	27	19	30						
SUPERVISORIAL DIST 5	3885	1720	32	42	13	411	37	937	44	28	23						

SOV 09	ABSTRACT	DEMOCRATIC - CONGRESS 17TH DIST			STATE SENATOR 15TH DIST													
		REP. DISTRICT	NO. VOTERS	NO. REGISTERED	NO. VOTERS	NO. REGISTERED	NO. VOTERS											
	BEALL	291	63	83			16	33	41									
	CLAWSON 1	592	132	213			37	107	80									
	CLAWSON 2	77	16	26			2	8	12									
	LEMOORE 1	295	77	92			20	47	26									
	LEMOORE 2	456	95	139			30	56	58									
	LEMOORE 3	364	85	126			26	52	59									
	LEMOORE 4	505	161	174			34	77	65									
	MURRAY 1	176	33	55			18	16	29									
	MUSSEL SLOUGH 1	222	34	79			15	27	43									
	NAVY 1	298	68	51			15	22	20									
	STRATFORD	314	61	94			32	28	38									
	SUPERVISORIAL DIST TOT	3590	825	1132			245	473	471									
	ABSENT VOTERS DIST 1		57	52			7	23	13									
			57	52			7	23	13									
	AVENAL 1	311	45	107			42	51	41									
	AVENAL 2	293	52	109			36	41	46									
	AVENAL 3	416	94	167			61	62	63									
	CORCORAN 1	176	17	74			25	29	22									
	CORCORAN 2A	298	76	116			39	31	50									
	CORCORAN 2B	306	90	87			25	38	32									
	CORCORAN 3	388	106	128			38	65	39									
	CORCORAN 4	430	96	153			36	69	55									
	TULE RIVER 1	278	38	90			25	31	41									
	TULE RIVER 2	265	25	102			37	34	35									
	SUPERVISORIAL DIST TOT	3161	639	1133			364	451	424									
	ABSENT VOTERS DIST 2		34	29			7	13	7									
			34	29			7	13	7									
	AMBER 1	271	129	56			13	23	24									
	AMBER 2A	345	110	95			19	35	49									
	AMBER 2B	316	93	90			18	38	44									
	CORTNER A	368	108	118			30	42	54									
	CORTNER B	388	90	138			27	49	82									
	EUREKA	217	71	56			7	17	33									
	HARDWICK	412	108	115			24	36	70									

	DEMOCRATIC	REPUBLICAN	LIBERAL	CONSERVATIVE	DEMOCRATIC	REPUBLICAN	LIBERAL	CONSERVATIVE
ISLAND	311	54		115		16	37	67
KINGS RIVER	278	82		65		11	16	50
LAGUNA	103	25		25		2	13	16
LAKE	225	48		64		10	15	46
LUCERNE	117	29		43		11	18	15
MONROE	236	101		67		13	29	28
PORTER	533	214		122		25	48	61
RIVER OAK	251	63		73		18	15	64
SHORT	292	92		87		14	34	42
SUPERVISORIAL DIST TOT	4663	1417		1329		258	465	745
ABSENT VOTERS DIST 3		85		64		11	30	16
		85		64		11	30	16
ARMONA A	436	91		135		40	45	62
ARMONA B	419	86		135		41	44	64
BOALT 1	357	53		130		29	57	62
FRUITLAND	289	40		102		29	27	63
GREATER HANFORD 1	315	205		95		16	34	57
HANFORD 1	478	21		143		58	50	45
PADDOCK	140	49		38		3	11	26
PARK	503	90		149		42	53	68
PARSONS	422	96		140		27	65	58
GREATER HANFORD 2	327	218		104		27	28	54
SUPERVISORIAL DIST TOT	3674	680		1171		312	414	559
ABSENT VOTERS DIST 4		26		28		5	11	13
		26		28		5	11	13
DELTA CREEK 1	326	97		75		15	16	47
GARDEN 1	221	9		76		17	39	23
HANFORD 2	430	102		120		27	53	50
HANFORD 3	529	78		170		47	79	80
HANFORD 4	433	87		144		33	53	71
HANFORD 5	395	112		103		14	44	61
HANFORD 6	398	127		124		16	44	63
LAKESIDE	191	64		52		12	12	28
LEE	385	83		142		29	59	57
MAPLE GROVE	261	27		105		20	34	58

SOV 03

RECAP

DEMOCRATIC - CONGRESS 17TH DIST

STATE SENATOR 15TH DIST

JUNE 8 1976

	ROBERT M. BERRY DEMOCRATIC SOUTH	VOTING CAST	JOE KRUMHOLTZ DEMOCRATIC SOUTH			BILL FRANZ DEMOCRATIC SOUTH	DOCK C. MCKEITHEN DEMOCRATIC SOUTH	ROBERT A. MCKEITHEN DEMOCRATIC SOUTH							
SUPERVISORIAL DIST 1	3590	882	1184			252	496	484							
SUPERVISORIAL DIST 2	3161	673	1162			371	464	431							
SUPERVISORIAL DIST 3	4663	1502	1393			269	495	761							
SUPERVISORIAL DIST 4	3674	706	1199			317	425	572							
SUPERVISORIAL DIST 5	3885	929	1268			274	486	607							

SOV 04 ABSTRACT DEMOCRATIC STATE ASSEMBLY 32ND DIST

	REG- STRICTLY VOTERS	VOL- UNTARY VOTERS	BEALL MURPHY DISEASE CONSUMER PROTECTION BOARD																
BEALL	291	63	74																
CLAWSON 1	592	132	197																
CLAWSON 2	77	16	19																
LEMOORE 1	295	77	90																
LEMOORE 2	456	95	120																
LEMOORE 3	364	85	107																
LEMOORE 4	505	161	157																
MURRAY 1	176	33	58																
MUSSEL SLOUGH 1	222	34	70																
NAVY 1	298	68	50																
STRATFORD	314	61	85																
SUPERVISORIAL DIST TOT	3590	825	1027																
ABSENT VOTERS DIST 1		57	40																
		57	40																
AVENAL 1	311	45	119																
AVENAL 2	293	52	108																
AVENAL 3	416	94	146																
CORCORAN 1	176	17	68																
CORCORAN 2A	298	76	101																
CORCORAN 2B	306	90	74																
CORCORAN 3	388	106	122																
CORCORAN 4	430	96	144																
TULE RIVER 1	278	38	84																
TULE RIVER 2	265	25	100																
SUPERVISORIAL DIST TOT	3161	639	1066																
ABSENT VOTERS DIST 2		34	23																
		34	23																
AMBER 1	271	129	54																
AMBER 2A	345	110	88																
AMBER 2B	316	93	87																
CORTNER A	368	108	111																
CORTNER B	388	90	131																
EUREKA	217	71	46																
HARDWICK	412	108	100																

JUNE 8 1976

SOV 04 ABSTRACT DEMOCRATIC STATE ASSEMBLY 32ND DIST

	REGISTRATION VOTES	VOTES CAST	BALL BALLOT DATE & TIME COUNTED MIN																
ISLAND	311	54	102																
KINGS RIVER	278	82	64																
LAGUNA	103	25	28																
LAKE	225	48	53																
LUCERNE	117	29	32																
MONROE	236	101	61																
PORTER	533	214	103																
RIVER OAK	251	63	74																
SHORT	292	92	75																
SUPERVISORIAL DIST TOT	4663	1417	1209																
ABSENT VOTERS DIST 3		85	54																
		85	54																
ARMONA A	436	91	135																
ARMONA B	419	86	129																
BOALT 1	357	53	130																
FRUITLAND	289	40	108																
GREATER HANFORD 1	315	205	96																
HANFORD 1	478	21	151																
PADDOCK	140	49	31																
PARK	503	90	143																
PARSONS	422	96	131																
GREATER HANFORD 2	327	218	96																
SUPERVISORIAL DIST TOT	3674	680	1150																
ABSENT VOTERS DIST 4		26	26																
		26	26																
DELTA CREEK 1	326	97	61																
GARDEN 1	221	9	70																
HANFORD 2	430	102	105																
HANFORD 3	529	78	176																
HANFORD 4	433	87	141																
HANFORD 5	395	112	101																
HANFORD 6	398	127	98																
LAKESIDE	191	64	47																
LEE	385	83	132																
MAPLE GROVE	261	27	101																

SOV 04

ABSTRACT

DEMOCRATIC STATE ASSEMBLY 32ND DIST

JUNE 8 1976

R
E
G
I
S
T
E
R
E
D
V
O
T
E
R
S

V
O
T
E
R
S

D
I
S
T
R
I
C
T
5
A
B
S
E
N
T
V
O
T
E
R
S

RANCHO
RUSTIC

193
123

44
30

61
33

SUPERVISORIAL DIST TOT

3885

860

1126

ABSENT VOTERS DIST 5

69

43

69

43

TOTAL

18973

4692

5764

SOV 04

RECAP

DEMOCRATIC STATE ASSEMBLY 32ND DIST

JUNE 8 1976

REGISTRATION

REGISTERED

REGISTRATION

SUPERVISORIAL DIST 1

3590

882

1067

SUPERVISORIAL DIST 2

3161

673

1089

SUPERVISORIAL DIST 3

4663

1502

1263

SUPERVISORIAL DIST 4

3674

706

1176

SUPERVISORIAL DIST 5

3885

929

1169

SOV 05	ABSTRACT	REPUBLICAN - PRESIDENT				UNITED STATES SENATOR				JUNE 8 1976			
		REP. J. H. HARRIS	REP. J. H. HARRIS	REP. J. H. HARRIS	REP. J. H. HARRIS	REP. J. H. HARRIS	REP. J. H. HARRIS	REP. J. H. HARRIS	REP. J. H. HARRIS	REP. J. H. HARRIS	REP. J. H. HARRIS	REP. J. H. HARRIS	REP. J. H. HARRIS
ISLAND	311	54	15	36	2	18	1	2	10	4	9	1	
KINGS RIVER	278	82	16	66		33	1	3	30	8	4	2	
LAGUNA	103	25	4	20		5			10	6			
LAKE	225	48	18	25		12	1	3	11	7	2		
LUCERNE	117	29	10	18		12		1	9	3	1	1	
MONROE	236	101	37	63	1	31	2	1	8	41	2	8	
PORTER	533	214	83	124	2	88	1	14	68	3	22	1	
RIVER OAK	251	63	14	48		20		1	1	20	12	5	
SHORT	292	92	32	54	1	33	1	10	34	2	5	3	
SUPERVISORIAL DIST TOT	4663	1417	504	874	14	539	14	3	86	460	73	117	
ABSENT VOTERS DIST 3		85	29	48	2	34		2	7	24	3	8	
		85	29	48	2	34		2	7	24	3	8	
ARMONA A	436	91	25	61	1	38	1	7	23	6	7	1	
ARMONA B	419	86	34	50	7	30		1	3	17	9	10	
BOALT 1	357	53	12	39		19		4	19		1	5	
FRUITLAND	289	40	8	31		19	1	1	14	1	3		
GREATER HANFORD 1	315	205	25	50		24	2	1	37	2	6	1	
HANFORD 1	478	21	7	8	1	7			4	1	2		
PADDOCK	140	49	12	37		7		2	4	22	5	2	
PARK	503	90	31	51		24	3	6	33	6	7	2	
PARSONS	422	96	30	62	4	36		2	5	23	4	2	
GREATER HANFORD 2	327	218	21	57	1	23		12	29	1	6		
SUPERVISORIAL DIST TOT	3674	680	205	446	14	227	7	6	43	221	35	64	
ABSENT VOTERS DIST 4		26	9	16	1	7		1	3	7		5	
		26	9	16	1	7		1	3	7		5	
DELTA CREEK 1	326	97	23	69		36		1	2	29	8	7	
GARDEN 1	221	9	3	6		3		1	2		2		
HANFORD 2	430	102	41	56	1	35	1	1	9	34	2	5	
HANFORD 3	529	78	34	39	1	22	3	1	3	19	2	11	
HANFORD 4	433	87	29	54	3	36	2	8	24	2	3	4	
HANFORD 5	395	112	37	68	1	35		2	11	34	6	7	
HANFORD 6	398	127	47	74	2	42	1	8	47	3	11	2	
LAKESIDE	191	64	9	54	1	25		5	21	3	5	1	
LEE	385	83	31	50		23	1	3	32	3	11	5	
MAPLE GROVE	261	27	8	16		10	1	3	6		1		

SOV 05

ABSTRACT

REPUBLICAN - PRESIDENT

UNITED STATES SENATOR

JUNE 8 1974

	REP 1	DEM 2	IND 3	LIB 4	PRO 5	OTH 6	REP 7	DEM 8	IND 9	LIB 10	PRO 11	OTH 12	REP 13	DEM 14	IND 15	LIB 16	PRO 17	OTH 18	
RANCHO	193	44		15	23		1	19											
RUSTIC	123	30		7	19			5	1										1
SUPERVISORIAL DIST TOT	3885	860		284	528		10	291	10	7	60	271	34	4	65	15			
ABSENT VOTERS DIST 5		69		17	50		1	22		2	8	18	1		6	1			
		69		17	50		1	22		2	8	18	1		6	1			
TOTAL	18973	4692		1561	2955		64	1725	45	31	297	1436	207	13	439	65			

SOV 05	RECAP	REPUBLICAN - PRESIDENT				UNITED STATES SENATOR				JUNE 8 1976							
		WALTER MONDRIEN	JOHN CASH	FRANK CROUCH	ROBERT CROUCH			WALTER MONDRIEN	ROBERT CROUCH	JOHN CASH	FRANK CROUCH	WALTER MONDRIEN	ROBERT CROUCH	JOHN CASH			
SUPERVISORIAL DIST 1	3590	882		290	563			9	328	7	5	34	284	36	1	102	13
SUPERVISORIAL DIST 2	3161	673		223	430			13	277	7	5	56	151	25	4	72	13
SUPERVISORIAL DIST 3	4663	1502		533	922			16	573	14	5	93	484	76	3	125	14
SUPERVISORIAL DIST 4	3674	706		214	462			15	234	7	7	46	228	35	1	69	9
SUPERVISORIAL DIST 5	3885	929		301	578			11	313	10	9	68	289	35	4	71	16

SOV 06	ABSTRACT	REPUBLICAN - CONGRESS 17TH DIST			STATE SENATOR 15TH DIST		STATE ASSEMBLY 32ND DIST					JUNE 8 1976	
		REP CONG 17TH DIST	DEM CONG 17TH DIST	REP SEN 15TH DIST	DEM SEN 15TH DIST	REP ASSEMBLY 32ND DIST	DEM ASSEMBLY 32ND DIST						
BEALL		291	63			51							
CLAWSON 1		592	132			114							
CLAWSON 2		77	16			13							
LEMOORE 1		295	77			71							
LEMOORE 2		456	95			66							
LEMOORE 3		364	85			61							
LEMOORE 4		505	161			129							
MURRAY 1		176	33			27							
MUSSEL SLOUGH 1		222	34			22							
NAVY 1		298	68			52							
STRATFORD		314	61			47							
SUPERVISORIAL DIST TOT		3590	825			653							
ABSENT VOTERS DIST 1			57			48							
			57			48							
AVENAL 1		311	45			34							
AVENAL 2		293	52			42							
AVENAL 3		416	94			81							
CORCORAN 1		176	17			15							
CORCORAN 2A		298	76			68							
CORCORAN 2B		306	90			69							
CORCORAN 3		388	106			86							
CORCORAN 4		430	96			77							
TULE RIVER 1		278	38			31							
TULE RIVER 2		265	25			20							
SUPERVISORIAL DIST TOT		3161	639			523							
ABSENT VOTERS DIST 2			34			30							
			34			30							
AMBER 1		271	129			111							
AMBER 2A		345	110			92							
AMBER 2B		316	93			75							
CORTNER A		368	108			88							
CORTNER B		388	90			75							
EUREKA		217	71			51							
HARDWICK		412	108			90							

SOV 06	ABSTRACT	REPUBLICAN - CONGRESS 17TH DIST			STATE SENATOR 15TH DIST			STATE ASSEMBLY 32ND DIST			JUNE 8 1976		
		REPUBLICAN VOTES	DEMOCRAT VOTES	DEMOCRAT VOTES	REPUBLICAN VOTES	DEMOCRAT VOTES	DEMOCRAT VOTES	REPUBLICAN VOTES	DEMOCRAT VOTES				
ISLAND		311	54	43			39		52				
KINGS RIVER		278	82	61			66		74				
LAGUNA		103	25	20			20		22				
LAKE		225	48	30			35		39				
LUCERNE		117	29	21			21		28				
MONROE		236	101	82			85		85				
PORTER		533	214	157			175		189				
RIVER OAK		251	63	54			59		58				
SHORT		292	92	64			69		79				
SUPERVISORIAL DIST TOT		4663	1417	1088			1151		1263				
ABSENT VOTERS DIST 3			85	66			70		70				
			85	66			70		70				
ARMONA A		436	91	62			75		81				
ARMONA B		419	86	63			68		78				
BOALT 1		357	53	40			42		48				
FRUITLAND		289	40	29			35		32				
GREATER HANFORD 1		315	205	61			63		67				
HANFORD 1		478	21	12			12		16				
PADDOCK		140	49	40			42		40				
PARK		503	90	58			62		74				
PARSONS		422	96	72			76		83				
GREATER HANFORD 2		327	218	54			62		69				
SUPERVISORIAL DIST TOT		3674	680	491			537		588				
ABSENT VOTERS DIST 4			26	18			19		18				
			26	18			19		18				
DELTA CREEK 1		326	97	67			66		86				
GARDEN 1		221	9	7			6		6				
HANFORD 2		430	102	74			74		88				
HANFORD 3		529	78	51			49		65				
HANFORD 4		433	87	62			66		75				
HANFORD 5		395	112	77			82		83				
HANFORD 6		398	127	84			95		111				
LAKESIDE		191	64	47			50		61				
LEE		385	83	71			72		74				
MAPLE GROVE		261	27	15			16		24				

SOV 06

ABSTRACT

REPUBLICAN - CONGRESS 17TH DIST

STATE SENATOR 15TH DIST

STATE ASSEMBLY 32ND DIST

JUNE 8 1976

	REPUBLICAN CONGRESS 17TH DIST	DEMOCRAT CONGRESS 17TH DIST	REPUBLICAN STATE SENATOR 15TH DIST	DEMOCRAT STATE SENATOR 15TH DIST	REPUBLICAN STATE ASSEMBLY 32ND DIST	DEMOCRAT STATE ASSEMBLY 32ND DIST								
RANCHO RUSTIC	193	44	32	20	34	20	39	23						
SUPERVISORIAL DIST TOT	3885	860	607	630	630	735								
ABSENT VOTERS DIST 5		69	56	55	55	57								
		69	56	55	55	57								
TOTAL	18973	4692	3533	3716	3716	4099								

SOV 06 RECAP REPUBLICAN - CONGRESS 17TH DIST STATE SENATOR 15TH DIST STATE ASSEMBLY 32ND DIST JUNE 8 1976

	REPUBLICAN - CONGRESS 17TH DIST	STATE SENATOR 15TH DIST	STATE ASSEMBLY 32ND DIST	JUNE 8 1976	
	<p>REPUBLICAN - CONGRESS 17TH DIST</p> <p>STATE SENATOR 15TH DIST</p> <p>STATE ASSEMBLY 32ND DIST</p>				
SUPERVISORIAL DIST 1	3590	882	690	701	772
SUPERVISORIAL DIST 2	3161	673	517	553	596
SUPERVISORIAL DIST 3	4663	1502	1154	1221	1333
SUPERVISORIAL DIST 4	3674	706	509	556	606
SUPERVISORIAL DIST 5	3885	929	663	685	792

SOV 07

ABSTRACT

REPUBLICAN COUNTY COMMITTEE 5TH SUPERVISORIAL DIST

JUNE 8 1976

	R E G I S T E R E D V O T E R S	V O T E R S	V I S I T I N G R E S S I O N S	B. A. B A R A J. S A L E R R E P U B L I C A N P A R T Y	G E O R G E E N Z E L A N D P A R T Y	R A M O N E M A R I T I M O P A R T Y	G E O R G E E I M M O R T A L P A R T Y	T E M P L E P A R T Y											
ABSENT VOTERS DIST 1		57		1	1	1	2		1										
		57		1	1	1	2		1										
DELTA CREEK 1	326	97	54	43	42	50	38	37											
GARDEN 1	221	9	4	4	2	3	5	3											
HANFORD 2	430	102	75	64	58	66	53	41											
HANFORD 3	529	78	49	41	43	41	24	37											
HANFORD 4	433	87	64	57	52	48	31	43											
HANFORD 5	395	112	76	74	65	74	61	51											
HANFORD 6	398	127	93	81	72	86	67	57											
LAKESIDE	191	64	40	38	34	39	24	28											
LEE	385	83	58	60	50	59	33	56											
MAPLE GROVE	261	27	17	14	12	15	10	14											
RANCHO	193	44	24	25	27	28	16	24											
RUSTIC	123	30	16	15	14	16	4	15											
SUPERVISORIAL DIST TOT	3885	860	570	516	471	525	366	406											
ABSENT VOTERS DIST 5		69		43	37	37	46	31											
		69		43	37	37	46	31											
TOTAL	18973	4692	614	554	509	573	392	438											

SOV 07

RECAP

REPUBLICAN COUNTY COMMITTEE 5TH SUPERVISORIAL DIST

JUNE 9 1974

	CRISTINA-LOPEZ	JOHN CRIST		WALTER R. BROWN	ROBERT J. SHARKE	JOHN J. QUINN	JOHN J. QUINN	JOHN J. QUINN	JOHN J. QUINN	JOHN J. QUINN								
SUPERVISORIAL DIST 1	3590	882		1	1	1	2		1									
SUPERVISORIAL DIST 2	3161	673																
SUPERVISORIAL DIST 3	4663	1502																
SUPERVISORIAL DIST 4	3674	706																
SUPERVISORIAL DIST 5	3885	929		613	553	508	571	392	437									

	ABSTRACT	AMERICAN INDEPENDENT - PRESIDENT	NATIONAL CONVENTION	UNITED STATES SENATOR	JUNE 8 1976
	77	1	1	1	1
CLAWSON 2	77	1	1	1	1
LEMOORE 4	505	7	1	1	2
MURRAY 1	176	1	1	1	1
MUSSEL SLOUGH 1	222	1	1	1	1
NAVY 1	298	3	1	1	1
SUPERVISORIAL DIST TOT	3590	15	2	2	6
AVENAL 1	311	2	1	1	1
AVENAL 2	293	3	2	2	3
AVENAL 3	416	2	1	1	2
CORCORAN 2A	298	2	1	1	2
CORCORAN 2B	306	5	1	1	2
CORCORAN 3	388	3	1	1	1
CORCORAN 4	430	3	1	1	1
SUPERVISORIAL DIST TOT	3161	20	2	3	9
AMBER 1	271	3	1	1	1
AMBER 2B	316	1	1	2	1
CORTNER A	368	3	1	2	2
CORTNER B	388	2	1	1	1
EUREKA	217	1	1	1	1
ISLAND	311	2	1	1	1
LAKE	225	1	1	1	1
MONROE	236	1	1	1	1
PORTER	533	3	1	1	1
RIVER OAK	251	1	1	1	1
SHORT	292	3	1	1	1
SUPERVISORIAL DIST TOT	4663	22	3	2	10
ARMONA A	436	8	1	1	2
ARMONA B	419	2	1	2	2
BOALT 1	357	2	1	1	1
FRUITLAND	289	2	1	1	1
GREATER HANFORD 1	315	205	-	-	1
PARK	503	3	1	1	2
PARSONS	422	2	1	1	1
GREATER HANFORD 2	327	218	1	1	1
SUPERVISORIAL DIST TOT	3674	22	2	4	14

SOV 08 ABSTRACT AMERICAN INDEPENDENT - PRESIDENT NATIONAL CONVENTION UNITED STATES SENATOR JUNE 8 1976

	AMERICAN INDEPENDENT - PRESIDENT	NATIONAL CONVENTION	UNITED STATES SENATOR
HANFORD 3	529	2	1
HANFORD 5	395	2	1
RANCHO	193	1	1
SUPERVISORIAL DIST TOT	3885	6	2
TOTAL	18973	85	48

SOV 08	RECAP	AMERICAN INDEPENDENT - PRESIDENT						NATIONAL CONVENTION			UNITED STATES SENATOR			JUNE 8 1976	
		WALTER D.
SUPERVISORIAL DIST 1	3590	15		2	2	1	2					7			6
SUPERVISORIAL DIST 2	3161	20		2	3	1	3					10			9
SUPERVISORIAL DIST 3	4663	22			3	2	5	2				13			10
SUPERVISORIAL DIST 4	3674	22		2	4	2	4	4				16			14
SUPERVISORIAL DIST 5	3885	6				2		2				2			3

SOV 09 ABSTRACT AMERICAN INDEPENDENT - CONGRESS 17TH DIST STATE SENATOR 15TH DIST ASSEMBLY 32ND DIST JUNE 8 1976

	REGISTRATION VOTERS	VOTERS CAST	ABSENTEE REGISTRATION	ABSENTEE REGISTRATION DAILY	ABSENTEE REGISTRATION DAILY	ABSENTEE REGISTRATION DAILY	ABSENTEE REGISTRATION DAILY	ABSENTEE REGISTRATION DAILY	ABSENTEE REGISTRATION DAILY	ABSENTEE REGISTRATION DAILY	ABSENTEE REGISTRATION DAILY	ABSENTEE REGISTRATION DAILY	ABSENTEE REGISTRATION DAILY	ABSENTEE REGISTRATION DAILY	ABSENTEE REGISTRATION DAILY
LEMOORE 4	505	7	1		2					2					
NAVY 1	298	3			1										
SUPERVISORIAL DIST TOT	3590	15	1		3					2					
CORCORAN 2B	306	5	1		1					1					
SUPERVISORIAL DIST TOT	3161	20	1		1					1					
CORTNER A	368	3	1							1					
CORTNER B	388	2	1		1					1					
EUREKA	217	1			1					1					
LAKE	225	1	1		1					1					
RIVER OAK	251	1			1					1					
SUPERVISORIAL DIST TOT	4663	22	3		4					2					
ARMONA A	436	8	1		2					1					
ARMONA B	419	2	1		1					1					
BOALT 1	357	2	1		1					1					
PARK	503	3			1					1					
SUPERVISORIAL DIST TOT	3674	22	3		5					3					
HANFORD 5	395	2	1							1					
SUPERVISORIAL DIST TOT	3885	6	1							1					
TOTAL	18973	85	9		13					9					

	GENERAL PURPOSE	VOTING DISTRICT	WRITE IN ONLY	WRITE IN ONLY	WRITE IN ONLY										
SUPERVISORIAL DIST 1	3590	15	1	3	2										
SUPERVISORIAL DIST 2	3161	20	1	1	1										
SUPERVISORIAL DIST 3	4663	22	3	4	2										
SUPERVISORIAL DIST 4	3674	22	3	5	3										
SUPERVISORIAL DIST 5	3885	6	1		1										

SOV 10	ABSTRACT	PEACE & FREEDOM	PRESIDENT	NATIONAL CONVENTION	US SENATOR	CONGRESS 17TH DIST	JUNE 8 1976
	503	3	1		1	1	
PARK	3674	22	1		1	1	
SUPERVISORIAL DIST TOT	18973	85	1		1	1	
TOTAL							

SOV 10	RECAP	PEACE & FREEDOM - PRESIDENT	NATIONAL CONVENTION	US SENATOR	CONGRESS 17TH DIST	JUNE 8 1974	
		GERRITSON VOLUNTEER	MARGARET PATRICIA	FRANK PATRICIA	MARGARET PATRICIA	DAY PATRICIA	MARGARET PATRICIA
SUPERVISORIAL DIST 1	3590	15					
SUPERVISORIAL DIST 2	3161	20					
SUPERVISORIAL DIST 3	4663	22					
SUPERVISORIAL DIST 4	3674	22	1	1	1		
SUPERVISORIAL DIST 5	3885	6					

SOV 11 RECAP PEACE & FREEDOM - STATE SENATOR 15TH DIST STATE ASSEMBLY 32ND DIST COUNTY COMMITTEE JUNE 8 1976

	REGISTRATION VOTES	VOTES CAST	WRITE IN ORD. PARTIAL SUBSTIT. DISTRICT	WRITE IN ORD. PARTIAL ASSEMBLY SENATE DIST.	WRITE IN 1 PARTIAL COUNTY COMMITTEE	WRITE IN 2 PARTIAL COUNTY COMMITTEE	WRITE IN 3 PARTIAL COUNTY COMMITTEE	WRITE IN 4 PARTIAL COUNTY COMMITTEE	WRITE IN 5 PARTIAL COUNTY COMMITTEE
SUPERVISORIAL DIST 1	3590	15							
SUPERVISORIAL DIST 2	3161	20							
SUPERVISORIAL DIST 3	4663	22							
SUPERVISORIAL DIST 4	3674	22							
SUPERVISORIAL DIST 5	3885	6							

SOV 12	ABSTRACT	STATE PROPOSITION 1		PROPOSITION 2		PROPOSITION 3		PROPOSITION 4		JUNE 8 1976	
		FOR	AGAINST	FOR	AGAINST	FOR	AGAINST	FOR	AGAINST		
BEALL		291	188	81	83	108	51	92	60	77	83
CLAWSON 1		592	413	239	144	291	92	251	132	225	156
CLAWSON 2		77	45	17	22	18	20	22	16	19	20
LEMOORE 1		295	192	121	59	123	54	123	54	118	62
LEMOORE 2		456	304	124	123	164	74	140	95	119	121
LEMOORE 3		364	257	121	89	161	44	140	57	121	89
LEMOORE 4		505	382	208	141	243	104	224	123	190	159
MURRAY 1		176	121	55	43	69	29	67	30	46	52
MUSSEL SLOUGH 1		222	153	68	52	81	42	72	49	59	65
NAVY 1		298	151	97	49	126	20	107	41	88	58
STRATFORD		314	187	71	87	104	54	78	75	64	92
SUPERVISORIAL DIST TOT		3590	2393	1202	892	1488	584	1316	732	1126	957
ABSENT VOTERS DIST 1			120	67	43	81	26	66	45	61	50
			120	67	43	81	26	66	45	61	50
AVENAL 1		311	211	80	101	104	72	111	66	70	104
AVENAL 2		293	209	77	96	102	66	109	59	71	99
AVENAL 3		416	316	141	146	176	104	172	107	119	167
CORCORAN 1		176	121	45	42	54	25	57	26	44	41
CORCORAN 2A		298	230	104	99	118	81	125	75	93	106
CORCORAN 2B		306	221	100	87	122	65	106	72	96	83
CORCORAN 3		388	277	127	111	145	94	150	86	117	117
CORCORAN 4		430	296	149	127	162	102	174	101	143	128
TULE RIVER 1		278	177	89	52	84	47	105	35	68	60
TULE RIVER 2		265	179	79	52	99	28	102	35	69	55
SUPERVISORIAL DIST TOT		3161	2237	991	913	1166	684	1211	662	890	960
ABSENT VOTERS DIST 2			73	27	32	41	22	32	27	28	32
			73	27	32	41	22	32	27	28	32
AMBER 1		271	204	117	76	114	76	124	67	108	83
AMBER 2A		345	229	101	107	149	62	125	86	110	100
AMBER 2B		316	213	117	84	134	67	131	71	103	98
CORTNER A		368	263	122	124	163	79	155	84	120	124
CORTNER B		388	267	110	131	153	89	139	92	101	136
EUREKA		217	143	50	74	69	55	45	77	41	76
HARDWICK		412	288	114	125	154	86	111	121	93	143

SOV 12	ABSTRACT	STATE PROPOSITION 1		PROPOSITION 2		PROPOSITION 3		PROPOSITION 4		JUNE 8 1976	
		FOR	AGAINST	FOR	AGAINST	FOR	AGAINST	FOR	AGAINST		
ISLAND		311	223	70	112	109	73	84	92	61	117
KINGS RIVER		278	189	48	117	99	64	52	110	52	108
LAGUNA		103	64	17	39	36	18	12	44	18	38
LAKE		225	134	33	67	61	41	43	55	34	62
LUCERNE		117	86	32	40	40	28	31	37	24	43
MONROE		236	186	86	85	111	60	91	77	88	86
PORTER		533	377	162	173	216	112	206	125	171	160
RIVER OAK		251	175	53	104	85	66	42	109	48	108
SHORT		292	206	76	107	122	59	96	86	77	106
SUPERVISORIAL DIST TOT		4663	3247	1308	1565	1815	1035	1487	1333	1249	1588
ABSENT VOTERS DIST 3			162	60	88	86	57	71	78	57	93
			162	60	88	86	57	71	78	57	93
ARMONA A		436	284	108	137	153	97	124	117	79	165
ARMONA B		419	275	106	124	146	84	124	91	74	146
BOALT 1		357	245	109	102	140	70	113	90	89	119
FRUITLAND		289	187	88	81	104	61	84	80	75	87
GREATER HANFORD 1		315	205	92	88	126	60	126	52	90	87
HANFORD 1		478	257	122	67	128	41	141	34	105	63
PADDOCK		140	99	38	56	55	37	33	60	33	59
PARK		503	319	106	156	188	82	135	132	91	166
PARSONS		422	272	144	108	191	62	176	76	129	124
GREATER HANFORD 2		327	218	104	89	137	56	118	72	92	96
SUPERVISORIAL DIST TOT		3674	2361	1017	1008	1368	650	1174	804	857	1112
ABSENT VOTERS DIST 4			69	27	35	43	18	37	26	28	32
			69	27	35	43	18	37	26	28	32
DELTA CREEK 1		326	214	64	103	81	76	55	106	48	110
GARDEN 1		221	123	50	48	57	35	66	33	51	38
HANFORD 2		430	269	94	116	150	63	128	77	88	119
HANFORD 3		529	340	152	118	176	74	176	79	145	110
HANFORD 4		433	289	110	120	162	57	144	77	116	107
HANFORD 5		395	271	112	115	146	81	120	97	102	120
HANFORD 6		398	298	126	132	167	90	157	100	125	135
LAKESIDE		191	137	44	71	60	49	31	74	45	64
LEE		385	256	135	102	165	74	156	77	121	114
MAPLE GROVE		261	160	63	59	91	35	78	42	56	64

ABSTRACT	STATE PROPOSITION 1		PROPOSITION 2		PROPOSITION 3		PROPOSITION 4						
	REG-STR- SERIES	VOES CAST	PROP NO 1	NO 1	FOR NO 2	AG- PRO- NO 2	FOR NO 3	AG- PRO- NO 3					
RANCHO RUSTIC	193 123	138 81	65 22	60 40	79 35	46 27	73 27	49 31	52 25	71 34			
SUPERVISORIAL DIST TOT	3885	2576	1037	1084	1369	707	1211	842	974	1086			
ABSENT VOTERS DIST 5		148	50	77	85	39	71	53	58	72			
		148	50	77	85	39	71	53	58	72			
TOTAL	18973	13386	5786	5737	7542	3822	6676	4602	5328	5982			

	PROPOSITION NO 1 FOR	PROPOSITION NO 1 AGAINST	PROPOSITION NO 2 FOR	PROPOSITION NO 2 AGAINST	PROPOSITION NO 3 FOR	PROPOSITION NO 3 AGAINST	PROPOSITION NO 4 FOR	PROPOSITION NO 4 AGAINST		
SUPERVISORIAL DIST 1	3590	2513	1269	935	1569	610	1382	777	1187	1007
SUPERVISORIAL DIST 2	3161	2310	1018	945	1207	706	1243	689	918	992
SUPERVISORIAL DIST 3	4663	3409	1368	1653	1901	1092	1558	1411	1306	1681
SUPERVISORIAL DIST 4	3674	2430	1044	1043	1411	668	1211	830	885	1144
SUPERVISORIAL DIST 5	3885	2724	1087	1161	1454	746	1282	895	1032	1158

SOV 13	ABSTRACT	STATE PROPOSITION 5		PROPOSITION 6		PROPOSITION 7		PROPOSITION 8		JUNE 8 1976	
		YES	NO	YES	NO	YES	NO	YES	NO	YES	NO
BEALL	291	188	72	68	80	63	57	75	91	51	
CLAWSON 1	592	413	229	135	241	120	209	138	237	121	
CLAWSON 2	77	45	20	14	19	14	17	16	23	10	
LEMOORE 1	295	192	107	71	116	64	103	68	127	45	
LEMOORE 2	456	304	137	72	131	83	113	87	135	76	
LEMOORE 3	364	257	128	61	114	82	114	69	126	66	
LEMOORE 4	505	382	194	135	184	137	181	130	212	107	
MURRAY 1	176	121	52	39	47	42	35	49	64	24	
MUSSEL SLOUGH 1	222	153	53	58	58	55	53	54	80	31	
NAVY 1	298	151	86	54	95	46	64	77	95	47	
STRATFORD	314	187	70	81	76	72	61	79	77	69	
SUPERVISORIAL DIST TOT	3590	2393	1148	788	1161	778	1007	842	1267	647	
ABSENT VOTERS DIST 1		120	61	40	76	25	53	50	72	30	
		120	61	40	76	25	53	50	72	30	
AVENAL 1	311	211	95	62	90	72	72	85	81	77	
AVENAL 2	293	209	96	65	61	82	85	70	86	71	
AVENAL 3	416	316	156	113	152	116	132	127	153	109	
CORCORAN 1	176	121	41	36	44	35	30	47	44	33	
CORCORAN 2A	298	230	95	94	107	85	82	97	119	66	
CORCORAN 2B	306	221	89	70	86	72	83	70	105	53	
CORCORAN 3	388	277	117	106	130	97	100	113	129	95	
CORCORAN 4	430	296	149	104	158	96	118	118	157	84	
TULE RIVER 1	278	177	52	68	63	57	46	67	67	48	
TULE RIVER 2	265	179	57	49	62	46	44	60	63	47	
SUPERVISORIAL DIST TOT	3161	2237	947	767	973	758	792	854	1004	683	
ABSENT VOTERS DIST 2		73	32	26	25	32	22	28	32	22	
		73	32	26	25	32	22	28	32	22	
AMBER 1	271	204	97	82	110	68	92	78	123	53	
AMBER 2A	345	229	110	92	133	72	112	88	147	54	
AMBER 2B	316	213	87	88	95	84	106	65	116	62	
CORTNER A	368	263	123	111	142	93	110	110	155	75	
CORTNER B	388	267	133	99	132	101	111	106	139	91	
EUREKA	217	143	37	72	51	55	38	66	67	37	
HARDWICK	412	288	104	108	102	106	87	109	117	81	

ABSTRACT	STATE PROPOSITION 5		PROPOSITION 6		PROPOSITION 7		PROPOSITION 8			
	FOR	AGAINST	FOR	AGAINST	FOR	AGAINST	FOR	AGAINST	FOR	AGAINST
ISLAND	311	223	86	75	88	77	64	91	86	75
KINGS RIVER	278	189	63	85	78	69	46	96	75	70
LAGUNA	103	64	19	34	26	28	21	28	33	19
LAKE	225	134	41	59	56	46	27	59	52	44
LUCERNE	117	86	35	31	37	27	21	37	33	31
MONROE	236	186	90	78	109	57	87	68	108	54
PORTER	533	377	169	142	170	137	154	135	201	104
RIVER OAK	251	175	66	86	78	73	54	85	83	59
SHORT	292	206	80	86	79	84	86	71	97	63
SUPERVISORIAL DIST TOT	4663	3247	1340	1328	1486	1177	1216	1292	1632	972
ABSENT VOTERS DIST 3		162	85	54	94	47	57	72	88	51
		162	85	54	94	47	57	72	88	51
ARMONA A	436	284	115	105	126	98	94	115	128	93
ARMONA B	419	275	112	102	119	97	107	98	139	76
BOALT 1	357	245	109	92	106	96	87	102	106	88
FRUITLAND	289	187	87	73	96	64	70	83	98	60
GREATER HANFORD 1	315	205	105	71	114	63	88	80	124	46
HANFORD 1	478	257	83	63	74	74	71	67	90	65
PADDOCK	140	99	33	56	39	52	30	58	49	38
PARK	503	319	140	94	130	97	100	105	134	91
PARSONS	422	272	144	97	146	97	103	134	159	84
GREATER HANFORD 2	327	218	95	90	107	73	84	87	109	71
SUPERVISORIAL DIST TOT	3674	2361	1023	843	1057	811	834	929	1136	712
ABSENT VOTERS DIST 4		69	34	26	39	20	25	32	34	24
		69	34	26	39	20	25	32	34	24
DELTA CREEK 1	326	214	58	89	80	65	57	87	104	46
GARDEN 1	221	123	41	40	31	53	27	53	41	39
HANFORD 2	430	269	88	102	96	92	81	96	117	70
HANFORD 3	529	340	121	112	130	110	124	101	145	93
HANFORD 4	433	289	109	102	104	109	87	115	125	80
HANFORD 5	395	271	109	92	116	89	89	112	124	79
HANFORD 6	398	298	121	111	122	108	115	103	145	80
LAKESIDE	191	137	44	59	52	49	30	65	60	39
LEE	385	256	130	99	141	89	113	108	153	75
MAPLE GROVE	261	160	74	46	60	57	45	65	75	43

SOV 13	ABSTRACT	STATE PROPOSITION 5		PROPOSITION 6		PROPOSITION 7		PROPOSITION 8		JUNE 8 1976	
		REG- S- P- D- VOTERS	VOTE CAST	Y N	Y N	Y N	Y N	Y N	Y N	Y N	Y N
				NO OP- TION NO 5	NO OP- TION NO 5	NO OP- TION NO 6	NO OP- TION NO 6	NO OP- TION NO 7	NO OP- TION NO 7	NO OP- TION NO 8	NO OP- TION NO 8
RANCHO		193	138	63	53	77	40	59	48	80	33
RUSTIC		123	81	32	25	30	26	17	34	26	30
SUPERVISORIAL DIST TOT		3885	2576	990	930	1039	887	844	987	1195	707
ABSENT VOTERS DIST 5			148	52	59	70	45	39	65	67	41
			148	52	59	70	45	39	65	67	41
TOTAL		18973	13386	5712	4861	6020	4580	4889	5151	6527	3889

SOV 13	RECAP	STATE PROPOSITION 5		PROPOSITION 6		PROPOSITION 7		PROPOSITION 8		JUNE 8 1976	
		Y-N	NO	Y-N	NO	Y-N	NO	Y-N	NO	Y-N	NO
SUPERVISORIAL DIST 1	3590	2513	1209	828	1237	803	1060	892	1339	677	
SUPERVISORIAL DIST 2	3161	2310	979	793	998	790	814	882	1036	705	
SUPERVISORIAL DIST 3	4663	3409	1425	1382	1580	1224	1273	1364	1720	1023	
SUPERVISORIAL DIST 4	3674	2430	1057	869	1096	831	859	961	1170	736	
SUPERVISORIAL DIST 5	3885	2724	1042	989	1109	932	883	1052	1262	748	

SOV 14	ABSTRACT	STATE PROPOSITION 9		PROPOSITION 10		PROPOSITION 11		PROPOSITION 12		JUNE 8 1976	
		FOR	AGAINST	FOR	AGAINST	FOR	AGAINST	FOR	AGAINST	FOR	AGAINST
		9	9	10	10	11	11	12	12	12	12
BEALL		291	188	91	56	59	74	76	82	46	110
CLAWSON 1		592	413	243	131	188	170	231	145	159	203
CLAWSON 2		77	45	24	10	14	18	16	21	17	20
LEMOORE 1		295	192	120	62	89	85	116	62	78	104
LEMOORE 2		456	304	151	68	111	96	148	80	110	108
LEMOORE 3		364	257	132	71	106	83	127	74	87	110
LEMOORE 4		505	382	232	99	152	164	182	152	126	198
MURRAY 1		176	121	58	29	40	48	52	50	37	62
MUSSEL SLOUGH 1		222	153	58	56	41	66	65	54	37	71
NAVY 1		298	151	90	57	71	72	84	59	56	88
STRATFORD		314	187	89	59	48	96	72	86	42	107
SUPERVISORIAL DIST TOT		3590	2393	1288	698	919	972	1169	865	795	1181
ABSENT VOTERS DIST 1			120	67	38	49	56	61	48	50	55
			120	67	38	49	56	61	48	50	55
AVENAL 1		311	211	97	67	64	90	73	104	58	112
AVENAL 2		293	209	108	57	63	93	68	102	56	107
AVENAL 3		416	316	191	88	110	152	144	130	95	177
CORCORAN 1		176	121	48	33	36	37	38	51	37	52
CORCORAN 2A		298	230	124	68	85	98	91	109	86	113
CORCORAN 2B		306	221	105	59	70	83	98	88	71	104
CORCORAN 3		388	277	104	125	98	128	114	125	79	150
CORCORAN 4		430	296	164	86	107	142	122	148	102	164
TULE RIVER 1		278	177	68	52	49	67	58	78	47	82
TULE RIVER 2		265	179	62	48	40	64	72	58	27	89
SUPERVISORIAL DIST TOT		3161	2237	1071	683	722	954	878	993	658	1150
ABSENT VOTERS DIST 2			73	33	30	14	41	16	44	14	43
			73	33	30	14	41	16	44	14	43
AMBER 1		271	204	89	93	100	72	112	76	85	101
AMBER 2A		345	229	143	64	103	99	123	84	109	97
AMBER 2B		316	213	111	72	90	87	118	80	99	97
CORTNER A		368	263	141	95	127	105	126	114	86	142
CORTNER B		388	267	128	107	82	137	119	113	76	149
EUREKA		217	143	59	51	36	74	46	76	45	69
HARDWICK		412	288	116	93	71	124	104	127	96	127

SOV 14	ABSTRACT	STATE PROPOSITION 9		PROPOSITION 10		PROPOSITION 11		PROPOSITION 12		JUNE 8 1976	
		Y N	Y N	Y N	Y N	Y N	Y N	Y N	Y N	Y N	Y N
ISLAND		311	223	97	73	55	105	74	106	62	115
KINGS RIVER		278	189	82	71	44	99	66	99	41	110
LAGUNA		103	64	22	28	11	39	16	36	17	33
LAKE		225	134	66	36	39	54	45	55	40	55
LUCERNE		117	86	29	34	30	32	33	37	22	47
MONROE		236	186	91	80	75	86	99	64	73	89
PORTER		533	377	173	143	140	158	190	140	140	178
RIVER OAK		251	175	78	72	46	99	52	102	45	96
SHORT		292	206	84	86	69	91	84	95	73	103
SUPERVISORIAL DIST TOT		4663	3247	1509	1198	1118	1461	1407	1404	1109	1608
ABSENT VOTERS DIST 3			162	89	50	43	93	66	81	39	102
			162	89	50	43	93	66	81	39	102
ARMONA A		436	284	132	99	76	146	106	134	68	166
ARMONA B		419	275	123	98	88	124	105	118	89	132
BOALT 1		357	245	125	76	83	112	103	107	65	137
FRUITLAND		289	187	86	78	65	90	74	94	65	95
GREATER HANFORD 1		315	205	114	64	83	83	102	75	76	92
HANFORD 1		478	257	98	58	61	82	81	91	54	112
PADDOCK		140	99	48	41	26	64	28	64	31	56
PARK		503	319	141	98	87	137	130	130	87	164
PARSONS		422	272	162	86	107	137	133	119	93	155
GREATER HANFORD 2		327	218	102	84	72	102	100	92	60	121
SUPERVISORIAL DIST TOT		3674	2361	1131	782	748	1077	962	1024	688	1230
ABSENT VOTERS DIST 4			69	37	25	21	37	29	32	19	38
			69	37	25	21	37	29	32	19	38
DELTA CREEK 1		326	214	76	78	51	88	56	101	52	105
GARDEN 1		221	123	33	49	35	45	35	63	21	75
HANFORD 2		430	269	111	82	73	111	97	113	74	131
HANFORD 3		529	340	140	107	106	123	149	114	94	155
HANFORD 4		433	289	131	92	86	116	120	104	70	150
HANFORD 5		395	271	113	98	87	110	118	98	85	124
HANFORD 6		398	298	115	125	107	111	125	125	94	144
LAKESIDE		191	137	55	49	28	71	43	67	35	73
LEE		385	256	151	85	102	119	137	98	96	135
MAPLE GROVE		261	160	69	50	49	64	58	66	37	79

SOV 14	ABSTRACT	STATE PROPOSITION 9		PROPOSITION 10		PROPOSITION 11		PROPOSITION 12		JUNE 8 1976	
		Y N	Y N	Y N	Y N	Y N	Y N	Y N	Y N	Y N	Y N
RANCHO RUSTIC	193 123	138 81	79 29	42 27	51 15	62 40	69 30	49 31	38 19	79 37	
SUPERVISORIAL DIST TOT	3885	2576	1102	884	790	1060	1037	1029	715	1287	
ABSENT VOTERS DIST 5		148	70	49	37	72	48	68	40	71	
		148	70	49	37	72	48	68	40	71	
TOTAL	18973	13386	6397	4437	4461	5823	5673	5588	4127	6765	

SOV 14	RECAP	STATE PROPOSITION 9		PROPOSITION 10		PROPOSITION 11		PROPOSITION 12		JUNE 8 1976				
		Y N	Y N	Y N	Y N	Y N	Y N	Y N	Y N	Y N	Y N			
SUPERVISORIAL DIST 1	3590	2513		1355	736		968	1028		1230	913		845	1236
SUPERVISORIAL DIST 2	3161	2310		1104	713		736	995		894	1037		672	1193
SUPERVISORIAL DIST 3	4663	3409		1598	1248		1161	1554		1473	1485		1148	1710
SUPERVISORIAL DIST 4	3674	2430		1168	807		769	1114		991	1056		707	1268
SUPERVISORIAL DIST 5	3885	2724		1172	933		827	1132		1085	1097		755	1358

SOV 15	ABSTRACT	STATE PROPOSITION 13		PROPOSITION 14		PROPOSITION 15		JUNE 8 1976							
		YES	NO	YES	NO	YES	NO	YES	NO						
		PROPOSITION 13	PROPOSITION 13	PROPOSITION 14	PROPOSITION 14	PROPOSITION 15	PROPOSITION 15	PROPOSITION 15	PROPOSITION 15						
BEALL		291	188	88	69	81	62	38	143						
CLAWSON 1		592	413	235	136	260	93	103	299						
CLAWSON 2		77	45	24	12	21	13	17	26						
LEMOORE 1		295	192	105	74	131	46	51	137						
LEMOORE 2		456	304	151	86	151	67	80	215						
LEMOORE 3		364	257	132	74	146	43	64	187						
LEMOORE 4		505	382	168	169	220	99	76	300						
MURRAY 1		176	121	65	33	52	37	41	78						
MUSSEL SLOUGH 1		222	153	64	51	72	37	32	110						
NAVY 1		298	151	86	59	110	32	42	108						
STRATFORD		314	187	73	81	86	58	28	149						
SUPERVISORIAL DIST TOT		3590	2393	1191	844	1330	587	572	1752						
ABSENT VOTERS DIST 1			120	64	47	78	23	34	85						
			120	64	47	78	23	34	85						
AVENAL 1		311	211	104	75	86	74	46	151						
AVENAL 2		293	209	94	77	88	69	73	118						
AVENAL 3		416	316	162	114	150	113	81	226						
CORCORAN 1		176	121	57	33	49	34	38	70						
CORCORAN 2A		298	230	112	87	118	69	51	173						
CORCORAN 2B		306	221	113	69	112	53	64	146						
CORCORAN 3		388	277	127	108	132	87	69	200						
CORCORAN 4		430	296	161	111	145	112	73	215						
TULE RIVER 1		278	177	81	58	76	49	60	95						
TULE RIVER 2		265	179	80	53	64	60	57	91						
SUPERVISORIAL DIST TOT		3161	2237	1091	785	1020	720	612	1485						
ABSENT VOTERS DIST 2			73	24	37	28	24	20	49						
			73	24	37	28	24	20	49						
AMBER 1		271	204	106	81	131	50	46	155						
AMBER 2A		345	229	114	96	141	58	69	159						
AMBER 2B		316	213	107	86	129	61	47	162						
CORTNER A		368	263	142	103	137	92	77	182						
CORTNER B		388	267	126	103	127	89	72	187						
EUREKA		217	143	49	72	51	59	29	109						
HARDWICK		412	288	102	127	125	87	72	205						

SOV 15	ABSTRACT	STATE PROPOSITION 13		PROPOSITION 14		PROPOSITION 15									
		REGISTRATION	NO VOTES	PROPOSITION YES	PROPOSITION NO	PROPOSITION YES	PROPOSITION NO	PROPOSITION YES	PROPOSITION NO						
ISLAND		311	223	96	91	98	72	53	156						
KINGS RIVER		278	189	86	74	62	85	41	145						
LAGUNA		103	64	23	31	22	25	11	50						
LAKE		225	134	54	45	47	43	33	89						
LUCERNE		117	86	33	35	34	30	25	57						
MONROE		236	186	88	80	105	58	57	122						
PORTER		533	377	178	151	207	104	88	279						
RIVER OAK		251	175	68	82	71	67	48	121						
SHORT		292	206	80	97	94	77	44	161						
SUPERVISORIAL DIST TOT		4663	3247	1452	1354	1581	1057	812	2339						
ABSENT VOTERS DIST 3			162	75	71	84	54	57	102						
			162	75	71	84	54	57	102						
ARMONA A		436	284	128	119	115	110	69	203						
ARMONA B		419	275	113	113	108	99	65	198						
BOALT 1		357	245	107	101	102	87	68	158						
FRUITLAND		289	187	82	83	88	67	50	132						
GREATER HANFORD 1		315	205	97	80	114	57	55	144						
HANFORD 1		478	257	114	56	89	67	95	122						
PADDOCK		140	99	33	54	48	38	20	75						
PARK		503	319	136	131	119	112	101	210						
PARSONS		422	272	151	99	155	84	75	193						
GREATER HANFORD 2		327	218	100	89	102	71	67	147						
SUPERVISORIAL DIST TOT		3674	2361	1061	925	1040	792	665	1582						
ABSENT VOTERS DIST 4			69	27	33	39	20	19	48						
			69	27	33	39	20	19	48						
DELTA CREEK 1		326	214	70	92	62	85	56	143						
GARDEN 1		221	123	52	47	35	50	32	77						
HANFORD 2		430	269	107	103	112	84	70	187						
HANFORD 3		529	340	150	109	139	100	111	212						
HANFORD 4		433	289	129	102	114	94	86	195						
HANFORD 5		395	271	112	107	137	65	79	176						
HANFORD 6		398	298	126	121	134	94	82	205						
LAKESIDE		191	137	35	73	53	44	32	103						
LEE		385	256	147	88	144	85	62	184						
MAPLE GROVE		261	160	72	52	59	57	51	100						

SOV 15	ABSTRACT	STATE PROPOSITION 13		PROPOSITION 14		PROPOSITION 15		JUNE 8 1976	
		FOR	AGAINST	FOR	AGAINST	FOR	AGAINST	FOR	AGAINST
RANCHO	193	138	65	52	72	41	36	101	
RUSTIC	123	81	29	32	24	28	19	56	
SUPERVISORIAL DIST TOT	3885	2576	1094	978	1089	827	716	1739	
ABSENT VOTERS DIST 5		148	66	57	60	46	35	101	
		148	66	57	60	46	35	101	
TOTAL	18973	13386	6145	5131	6345	4150	3542	9282	

	STATE PROPOSITION 13	PROPOSITION 14	PROPOSITION 15														
	PROPOSITION 13 YES NO	PROPOSITION 14 YES NO	PROPOSITION 15 YES NO	PROPOSITION 13 YES NO	PROPOSITION 14 YES NO	PROPOSITION 15 YES NO	PROPOSITION 13 YES NO	PROPOSITION 14 YES NO	PROPOSITION 15 YES NO								
SUPERVISORIAL DIST 1	3590	2513	1255	891	1408	610	606	1837									
SUPERVISORIAL DIST 2	3161	2310	1115	822	1048	744	632	1534									
SUPERVISORIAL DIST 3	4663	3409	1527	1425	1665	1111	869	2441									
SUPERVISORIAL DIST 4	3674	2430	1088	958	1079	812	684	1630									
SUPERVISORIAL DIST 5	3885	2724	1160	1035	1145	873	751	1840									

SOV 16

ABSTRACT

COUNTY PROPOSITION A

JUNE 8 1976

	FOR	AGAINST	PROPOSITION A	PROPOSITION B														
HARDWICK	412	288		11	24													
LAGUNA	103	64		3	13													
RIVER OAK	251	175		25	117													
SUPERVISORIAL DIST TOT	4663	3247		39	154													
ABSENT VOTERS DIST 3		162		1	3													
		162		1	3													
TOTAL	18973	13386		40	157													

SOV 16

RECAP

COUNTY PROPOSITION A

JUNE 8 1976

REGISTRATION
NO. VOTES

VOICES
CAST

FOR
PROPOSITION
A

AGAINST
PROPOSITION
A

SUPERVISORIAL DIST 1

3590

2513

SUPERVISORIAL DIST 2

3161

2310

SUPERVISORIAL DIST 3

4663

3409

40

157

SUPERVISORIAL DIST 4

3674

2430

SUPERVISORIAL DIST 5

3885

2724

SOV 17

ABSTRACT

COUNTY PROPOSITION B

	ABSENTEE VOTERS	PRESENT VOTERS	ABSENTEE VOTERS FOR PROPOSITION B	ABSENTEE VOTERS AGAINST PROPOSITION B																
ARMONA A	436	284	119	42																
ARMONA B	419	275	123	30																
SUPERVISORIAL DIST TOT	3674	2361	242	72																
ABSENT VOTERS DIST 4		69	5	2																
		69	5	2																
TOTAL	18973	13386	247	74																

SOV 17	RECAP	COUNTY PROPOSITION B																	
	REGISTRATION	VOTES	SUBS	B	B	B	B	B	B	B	B	B	B	B	B	B	B	B	B
SUPERVISORIAL DIST 1	3590	2513																	
SUPERVISORIAL DIST 2	3161	2310																	
SUPERVISORIAL DIST 3	4663	3409																	
SUPERVISORIAL DIST 4	3674	2430		247	74														
SUPERVISORIAL DIST 5	3885	2724																	

SOV 10	ABSTRACT	COUNTY PROPOSITION 0																	
		REGISTERED VOTERS	VOTERS VEST	VOTERS VEST PROVISION 0	VOTERS VEST PROVISION 0														
	RIVER OAK	251	175		50	77													
	SUPERVISORIAL DIST TOT	4663	3247		50	77													
	ABSENT VOTERS DIST 3		162			1													
			162			1													
	TOTAL	18973	13386		50	78													

SOV 18

RECAP

COUNTY PROPOSITION 0

JUNE 8 1976

REGISTRATION
VOTERS

VOTERS
YES

REGISTRATION
VOTERS
NO

REGISTRATION
VOTERS
NO

SUPERVISORIAL DIST 1

3590

2513

SUPERVISORIAL DIST 2

3161

2310

SUPERVISORIAL DIST 3

4663

3409

50

78

SUPERVISORIAL DIST 4

3674

2430

SUPERVISORIAL DIST 5

3885

2724

SDV 19	ABSTRACT		CORCORAN JUDGE																	
	R C O R C O R A N J U D G E	V O T E R S	C O R C O R A N J U D G E	T U L E R I V E R																
CORCORAN 1	176	121		25																
CORCORAN 2A	298	230		67																
CORCORAN 2B	306	221		59																
CORCORAN 3	388	277		56																
CORCORAN 4	430	296		79																
TULE RIVER 1	278	177		45																
TULE RIVER 2	265	179		50																
SUPERVISORIAL DIST TOT	3161	2237		381																
ABSENT VOTERS DIST 2		73		9																
		73		9																
TOTAL	18973	13386		390																

SOV 19

RECAP

COKCORAN JUDGE

JUNE 8 1976

RUBEN-OSORIO

VOICE CAST

COKCORAN JUDGE

SUPERVISORIAL DIST 1

3590

2513

SUPERVISORIAL DIST 2

3161

2310

390

SUPERVISORIAL DIST 3

4663

3409

SUPERVISORIAL DIST 4

3674

2430

SUPERVISORIAL DIST 5

3885

2724

SOV 20

RECAP

SUPERVISOR 2ND DISTRICT

JUNE 8 1976

REGISTRATION NUMBERS

NON-RESIDENT

DRIVER LICENSE
SPECIAL PERMIT

JOINT EXERCISE
SPECIAL PERMIT

SUPERVISORIAL DIST 1

3590

2513

SUPERVISORIAL DIST 2

3161

2310

650

1544

SUPERVISORIAL DIST 3

4663

3409

SUPERVISORIAL DIST 4

3674

2430

SUPERVISORIAL DIST 5

3885

2724

SOV 21

ABSTRACT

LEMOORE JUDGE

JUNE 8 1976

	LEMOORE JUDGE	LEMOORE JUDGE	LEMOORE JUDGE	LEMOORE JUDGE															
	LEMOORE JUDGE	LEMOORE JUDGE	LEMOORE JUDGE	LEMOORE JUDGE															
BEALL	291	188		89	88														
CLAWSON 1	592	413		248	161														
CLAWSON 2	77	45		23	19														
LEMOORE 1	295	192		85	102														
LEMOORE 2	456	304		151	142														
LEMOORE 3	364	257		117	128														
LEMOORE 4	505	382		167	191														
MUSSEL SLOUGH 1	222	153		74	74														
NAVY 1	298	151		50	90														
STRATFORD	314	187		101	74														
SUPERVISORIAL DIST TOT	3590	2393		1105	1069														
ABSENT VOTERS DIST 1		120		55	57														
		120		55	57														
ISLAND	311	223		121	89														
LAGUNA	103	64		26	30														
LAKE	225	134		67	58														
SUPERVISORIAL DIST TOT	4663	3247		214	177														
ABSENT VOTERS DIST 3		162		12	5														
		162		12	5														
TOTAL	18973	13386		1386	1308														

SOV 21

RECAP

LEMOORE JUDGE

JUNE 8 1976

RECAP

RECAP

RECAP

RECAP

	RECAP	RECAP	RECAP	RECAP													
SUPERVISORIAL DIST 1	3590	2513		1160	1126												
SUPERVISORIAL DIST 2	3161	2310															
SUPERVISORIAL DIST 3	4663	3409		226	182												
SUPERVISORIAL DIST 4	3674	2430															
SUPERVISORIAL DIST 5	3885	2724															

SOV 22

ABSTRACT

HANFORD JUDGE

JUNE 8 1976

	REGISTRATION SCHEDULE	VOTERS LIST	REGISTERED VOTERS															
ABSENT VOTERS DIST 1		120		2														
		120		2														
AMBER 1	271	204		155														
AMBER 2A	345	229		183														
AMBER 2B	316	213		165														
CORTNER A	368	263		207														
CORTNER B	388	267		203														
EUREKA	217	143		102														
HARDWICK	412	288		200														
KINGS RIVER	278	189		110														
LUCERNE	117	86		63														
MONROE	236	186		137														
PORTER	533	377		272														
RIVER OAK	251	175		135														
SHORT	292	206		144														
SUPERVISORIAL DIST TOT	4663	3247		2076														
ABSENT VOTERS DIST 3		162		109														
		162		109														
ARMONA A	436	284		218														
ARMONA B	419	275		208														
BOALT 1	357	245		183														
FRUITLAND	289	187		148														
GREATER HANFORD 1	315	205		165														
HANFORD 1	478	257		183														
PADDOCK	140	99		72														
PARK	503	319		234														
PARSONS	422	272		236														
GREATER HANFORD 2	327	218		159														
SUPERVISORIAL DIST TOT	3674	2361		1806														
ABSENT VOTERS DIST 4		69		47														
		69		47														
DELTA CREEK 1	326	214		150														

SOV 22

ABSTRACT

HANFORD JUDGE

JUNE 8 1976

	REGISTERED VOTERS	SENIOR CITIZEN	HANFORD JUDGE	REGISTERED VOTERS																
GARDEN 1	221	123		98																
HANFORD 2	430	269		192																
HANFORD 3	529	340		253																
HANFORD 4	433	289		209																
HANFORD 5	395	271		190																
HANFORD 6	398	298		210																
LAKESIDE	191	137		94																
LEE	385	256		214																
MAPLE GROVE	261	160		124																
RANCHO	193	138		107																
RUSTIC	123	81		61																
SUPERVISORIAL DIST TOT	3885	2576		1902																
ABSENT VOTERS DIST 5		148		96																
		148		96																
TOTAL	18973	13386		6038																

SOV 22

RECAP

MANFORD JUDGE

JUNE 8 1976

REGISTRATION

VOTE
CAST

REGISTRATION
REGISTRATION
REGISTRATION

SUPERVISORIAL DIST 1

3590

2513

2

SUPERVISORIAL DIST 2

3161

2310

SUPERVISORIAL DIST 3

4663

3409

2185

SUPERVISORIAL DIST 4

3674

2430

1853

SUPERVISORIAL DIST 5

3885

2724

1998

SOV 23

ABSTRACT

HANFORD SCHOOL DISTRICT

JUNE 8 1976

	REGISTRATION	UNREGISTERED	REGISTRATION	UNREGISTERED														
ABSENT VOTERS DIST 1		120		1	1													
		120		1	1													
AMBER 1	271	204	79	117														
AMBER 2A	345	229	61	130														
AMBER 2B	316	213	74	103														
CORTNER A	368	263	110	140														
CORTNER B	388	267	109	143														
LUCERNE	117	86	25	23														
MONROE	236	186	63	97														
PORTER	533	377	109	231														
SHDRT	292	206	50	141														
SUPERVISORIAL DIST TOT	4663	3247	680	1125														
ABSENT VOTERS DIST 3		162	18	91														
		162	18	91														
BOALT 1	357	245	105	77														
FRUITLAND	289	187	2	2														
GREATER HANFORD 1	315	201	72	120														
HANFORD 1	478	257	151	61														
PARK	503	319	117	143														
PARSONS	422	272	118	120														
GREATER HANFORD 2	327	218	78	124														
SUPERVISORIAL DIST TOT	3674	2361	643	647														
ABSENT VOTERS DIST 4		69	14	25														
		69	14	25														
GARDEN 1	221	123	22	9														
HANFORD 2	430	269	96	137														
HANFORD 3	529	340	158	129														
HANFORD 4	433	289	107	144														
HANFORD 5	395	271	82	167														
HANFORD 6	398	298	93	179														
LEE	385	256	148	98														
MAPLE GROVE	261	160	72	72														

SOV 23

ABSTRACT

HANFORD SCHOOL DISTRICT

JUNE 8 1976

	REG-RES- S-RES	NON-RES	REG-RES- S-RES	REG-RES- S-RES													
RUSTIC	123	81		29	39												
	3885	2576		807	974												
ABSENT VOTERS DIST 5		148		43	71												
		148		43	71												
TOTAL	18973	13386		2206	2934												

SOV 23

RECAP

HANFORD SCHOOL DISTRICT

JUNE 8 1976

	STATE-OF-CALIFORNIA	VOTE-CAST	HANFORD SCHOOL DISTRICT	HANFORD SCHOOL DISTRICT													
SUPERVISORIAL DIST 1	3590	2513		1	1												
SUPERVISORIAL DIST 2	3161	2310															
SUPERVISORIAL DIST 3	4663	3409		698	1216												
SUPERVISORIAL DIST 4	3674	2430		657	672												
SUPERVISORIAL DIST 5	3885	2724		850	1045												

SOV 24

ABSTRACT

ARMONA SERVICE DISTRICT

JUNE 8 1974

	ARMONA A	ARMONA B	ARMONA C	ARMONA D	ARMONA E	ARMONA F	ARMONA G	ARMONA H	ARMONA I	ARMONA J	ARMONA K	ARMONA L	ARMONA M	ARMONA N	ARMONA O	ARMONA P	ARMONA Q	ARMONA R	ARMONA S	ARMONA T	ARMONA U	ARMONA V	ARMONA W	ARMONA X	ARMONA Y	ARMONA Z
ARMONA A	436	284		142	120	124	119	128																		
ARMONA B	419	275		116	112	104	113	103																		
SUPERVISORIAL DIST TOT	3674	2361		258	232	228	232	231																		
ABSENT VOTERS DIST 4		69		5	5	4	4	4																		
		69		5	5	4	4	4																		
TOTAL	18973	13386		263	237	232	236	235																		

SOV 24

RECAP

ARMONA SERVICE DISTRICT

JUNE 8 1976

	2513-2514	2515	2516	2517	2518	2519	2520	2521	2522	2523	2524	2525	2526	2527	2528	2529	2530
SUPERVISORIAL DIST 1	3590	2513															
SUPERVISORIAL DIST 2	3161	2310															
SUPERVISORIAL DIST 3	4663	3409															
SUPERVISORIAL DIST 4	3674	2430		263	237	232	236	235									
SUPERVISORIAL DIST 5	3885	2724															

SOV 25

ABSTRACT

AVENAL JUDGE

JUNE 8 1976

	START-TO-END SCHEDULE	VOTERS COUNT	PERCENT OF TOTAL														
MURRAY 1	176	121	42														
SUPERVISORIAL DIST TOT	3590	2393	42														
ABSENT VOTERS DIST 1		120	1														
		120	1														
AVENAL 1	311	211	92														
AVENAL 2	293	209	104														
AVENAL 3	416	316	132														
SUPERVISORIAL DIST TOT	3161	2237	328														
ABSENT VOTERS DIST 2		73	14														
		73	14														
TOTAL	18973	13386	385														

SOV 25

RECAP

AVENAL JUDGE

JUNE 8 1976

RECAP

RECAP

RECAP

SUPERVISORIAL DIST 1

3590

2513

43

SUPERVISORIAL DIST 2

3161

2310

342

SUPERVISORIAL DIST 3

4663

3409

SUPERVISORIAL DIST 4

3674

2430

SUPERVISORIAL DIST 5

3885

2724

	ELIZABETH CANTON	YONKIN CANTON	WILSON & WILSON CANTON	WILSON & WILSON CANTON	WILSON & WILSON CANTON													
ABSENT VOTERS DIST 1		120				1												
		120				1												
ABSENT VOTERS DIST 4		69		1														
		69		1														
DELTA CREEK 1	326	214		126	23	43												
GARDEN 1	221	123		86	14	10												
HANFORD 2	430	269		137	45	74												
HANFORD 3	529	340		202	57	62												
HANFORD 4	433	289		162	47	57												
HANFORD 5	395	271		132	41	81												
HANFORD 6	398	298		152	30	107												
LAKESIDE	191	137		109	11	12												
LEE	385	256		149	41	64												
MAPLE GROVE	261	160		100	24	29												
RANCHO	193	138		109	8	17												
RUSTIC	123	81		52	10	15												
SUPERVISORIAL DIST TOT	3885	2576		1516	351	571												
ABSENT VOTERS DIST 5		148		62	18	52												
		148		62	18	52												
TOTAL	18973	13386		1579	369	624												

