


**STATEMENT OF VOTES CAST
AND
CERTIFICATE OF ELECTION RESULTS
FOR THE
PRESIDENTIAL PRIMARY ELECTION
HELD
JUNE 7, 2016
IN THE
COUNTY OF KINGS
STATE OF CALIFORNIA**



COMPILED BY:

ELECTIONS DIVISION




**CERTIFICATION OF
COUNTY CLERK/REGISTRAR OF VOTERS
OF THE RESULTS OF THE CANVASS
OF THE JUNE 7, 2016, PRESIDENTIAL PRIMARY ELECTION**

STATE OF CALIFORNIA
COUNTY OF KINGS

I, Kristine Lee, County Clerk/Registrar of Voters of said county, do hereby certify that, in pursuance to the provisions of Elections Code Section 15300, et seq., I did canvass the results of the votes cast in the Statewide Direct Primary Election held in said County on June 7, 2016, for measures and contests that were submitted to the vote of the voters, and that the Statement of Votes Cast to which this certificate is attached, is full, true and correct.


I hereby set my hand and official seal this 24th day of June 2016 at the
County of Kings.





Registrar of Voters

County of Kings
State of California



**HELP AMERICA VOTE ACT OF 2002
CERTIFICATION OF ELECTIONS OFFICIAL**

STATE OF CALIFORNIA
COUNTY OF KINGS

Pursuant to the statewide voter registration list requirements set forth in the Help America Vote Act of 2002 (HAVA) (Pub. L. No. 107-252 (2002) 116 Stat. 1666, 42 U.S.C. § 15483),

I, Kristine Lee, Registrar of Voters for the County of Kings, State of California, hereby certify that I complied with all provisions of Chapter 2 of Division 7 of Title 2 of the California Code of Regulations for the Federal election held on the 7th day of June 2016, in the County of Kings, State of California, and all elections consolidated therewith.


I hereby set my hand and official seal this 24th day of June 2016 at
the County of Kings.




Kristi Lee

Registrar of Voters

County of Kings
State of California





KINGS COUNTY ELECTIONS DEPARTMENT

Kristine Lee, Assessor/Clerk-Recorder/Registrar of Voters

1400 W. LACEY BLVD., HANFORD, CALIFORNIA 93230 PHONE: (559) 852-4401

June 24, 2016

California Secretary of State
1500 11th Street, 5th Floor
Sacramento, CA 95814

SUMMARY INFORMATION – POST ELECTION 1% MANUAL TALLY

(Election Code §15360)

“The official conducting the election shall include a report on the results of the 1 per cent manual tally in the certification of the official canvass of the vote. This report shall identify any discrepancies between the machine county and the manual tally.....”

KINGS COUNTY REPORT FOR 1% PEMT

1. Precincts were randomly selected on June 17, 2016 at 9:30 am using computer generated random number selection at <https://www.random.org/>.
2. Manual tally for polling place ballots and vote by mail ballots was conducted between 11:00 am and 5:00 pm on June 20, 2016, between 9:00 and 2:00 on June 21, 2016 and between 11:00 and 4:00 on June 22, 2016..
3. **No discrepancies were found between the machine tally and the manual tally in any of the selected precincts.**

If you require additional information or reporting in a different format, please let me know at your earliest convenience.

Contact:

Kristine Lee
Assessor/Clerk-Recorder/Registrar of Voters
COUNTY OF KINGS
1400 W. Lacey Blvd.
Hanford, California 93230
Kristine.Lee@co.kings.ca.us



June 7, 2016

Summary Report

Kings County

Presidential Primary Election

Registration & Turnout	48,523	Voters	DEM - Pres Pref - Democratic (cont'd...)	(182)	182/182	100.00%
Election Day Turnout	3,687	7.60%	HENRY HEWES		22	0.31%
Vote by Mail Turnout	16,074	33.13%				
Total ...	19,761	40.73%		Total ...	7,184	100.00%
Non-Partisan Registration & Turnout	0	Voters	REP - Pres Pref - REP	(182)	182/182	100.00%
Election Day Turnout	196	0.00%	DONALD TRUMP		7,446	80.31%
Vote by Mail Turnout	1,465	0.00%	BEN CARSON		360	3.88%
Total ...	1,661	0.00%	TED CRUZ		922	9.94%
			JOHN R. KASICH		482	5.20%
			JIM GILMORE		62	0.67%
			Total ...	Total ...	9,272	100.00%
Democratic Registration & Turnout	0	Voters	AI - Pres Pref - American Independent	(182)	182/182	100.00%
Election Day Turnout	1,574	0.00%	ROBERT ORNELAS		25	22.73%
Vote by Mail Turnout	6,046	0.00%	ALAN SPEARS		14	12.73%
Total ...	7,620	0.00%	WILEY DRAKE		12	10.91%
			JAMES HEDGES		18	16.36%
			THOMAS HOEFLING		10	9.09%
			ARTHUR HARRIS		12	10.91%
			J.R. MYERS		19	17.27%
			Total ...	Total ...	110	100.00%
Republican Registration & Turnout	0	Voters	GRN - Pres Pref - Green	(182)	182/182	100.00%
Election Day Turnout	1,836	0.00%	JILL STEIN		6	75.00%
Vote by Mail Turnout	8,109	0.00%	DARRYL CHERNEY		1	12.50%
Total ...	9,945	0.00%	WILLIAM KREML		0	0.00%
			KENT MESPLAY		0	0.00%
			SEDINAM MOYOWASIFSA-CURRY		1	12.50%
			Total ...	Total ...	8	100.00%
American Independent Registration & Turnout	0	Voters	LIB - Pres Pref - Libertarian	(182)	182/182	100.00%
Election Day Turnout	60	0.00%	GARY JOHNSON		26	46.43%
Vote by Mail Turnout	337	0.00%	MARC FELDMAN		0	0.00%
Total ...	397	0.00%	RHETT WHITE FEATHER SMITH		3	5.36%
			JOY WAYMIRE		4	7.14%
			STEVE KERBEL		0	0.00%
			JOHN HALE		1	1.79%
			JOHN MCAFFEE		6	10.71%
			CECIL INCE		1	1.79%
			AUSTIN PETERSEN		9	16.07%
			DARRYL W. PERRY		4	7.14%
			DERRICK M. REID		0	0.00%
			JACK ROBINSON, JR.		2	3.57%
			Total ...	Total ...	56	100.00%
Green Registration & Turnout	0	Voters	PF - Pres Pref - Peace and Freedom	(182)	182/182	100.00%
Election Day Turnout	3	0.00%	GLORIA ESTELA LA RIVA		5	100.00%
Vote by Mail Turnout	18	0.00%	LYNN S. KAHN		0	0.00%
Total ...	21	0.00%				
Libertarian Registration & Turnout	0	Voters				
Election Day Turnout	18	0.00%				
Vote by Mail Turnout	80	0.00%				
Total ...	98	0.00%				
Peace and Freedom Registration & Turnout	0	Voters				
Election Day Turnout	0	0.00%				
Vote by Mail Turnout	19	0.00%				
Total ...	19	0.00%				
DEM - Pres Pref - Democratic	(182)	182/182	100.00%			
KEITH JUDD	17	0.24%				
MICHAEL STEINBERG	35	0.49%				
BERNIE SANDERS	2,869	39.94%				
WILLIE WILSON	59	0.82%				
ROQUE DE LA FUENTE	32	0.45%				
HILLARY CLINTON	4,150	57.77%				

June 7, 2016

Summary Report

Kings County

Presidential Primary Election

PF - Pres Pref - Peace and Freedom (con. (182)	182/182	100.00%	State Assembly District 32nd	(182)	182/182	100.00%
MONICA MOOREHEAD	0	0.00%	RUDY SALAS		11,829	100.00%
Total ...	5	100.00%	Total ...		11,829	100.00%

U.S. Senator 2016 - 1	(182)	182/182	100.00%
-----------------------	-------	---------	---------

GEORGE C. YANG	603	3.59%
JERRY J. LAWS	405	2.41%
GAIL K. LIGHTFOOT	276	1.64%
MIKE BEITIKS	62	0.37%
PAMELA ELIZONDO	144	0.86%
SCOTT A. VINEBERG	25	0.15%
STEVE STOKES	414	2.46%
DUF SUNDHEIM	2,434	14.48%
LING LING SHI	54	0.32%
LORETTA L. SANCHEZ	3,752	22.32%
PHIL WYMAN	2,890	17.19%
JARRELL WILLIAMSON	214	1.27%
THOMAS G. DEL BECCARO	678	4.03%
RON UNZ	95	0.57%
GREG CONLON	461	2.74%
JASON KRAUS	43	0.26%
DON KRAMPE	133	0.79%
MARK MATTHEW HERD	39	0.23%
VON HOUGO	118	0.70%
JASON HANANIA	26	0.15%
KAMALA D. HARRIS	2,090	12.43%
GAR MYERS	10	0.06%
PAUL MERRITT	29	0.17%
MASSIE MUNROE	72	0.43%
ELEANOR GARCIA	89	0.53%
TIM GILDERSLEEVE	20	0.12%
CLIVE GREY	37	0.22%
DON J. GRUNDMANN	13	0.08%
PRESIDENT CRISTINA GRAPPO	46	0.27%
HERBERT G. PETERS	27	0.16%
TOM PALZER	170	1.01%
JOHN THOMPSON PARKER	240	1.43%
KAREN ROSEBERRY	859	5.11%
EMORY RODGERS	240	1.43%
Total ...	16,808	100.00%

Congress District 21st	(182)	182/182	100.00%
------------------------	-------	---------	---------

DAVID VALADAO	13,243	69.34%
EMILIO JESUS HUERTA	2,263	11.85%
DANIEL PARRA	3,593	18.81%
Total ...	19,099	100.00%

REP - County Central Committee 1st Sup	(16)	16/16	100.00%
--	------	-------	---------

ADAM FERNANDES	535	17.67%
LOIS WYNNE	639	21.11%
CHARLES MEYER	730	24.12%
HOLLY MENDES	576	19.03%
RYAN RAMPONI	547	18.07%
Total ...	3,027	100.00%

REP - County Central Committee 3rd Sup	(36)	36/36	100.00%
--	------	-------	---------

CODY BRADLEY	848	8.53%
DOUG VERBOON	2,007	20.18%
JERRY P. SOJFER	347	3.49%
JAMES SCHAUB	721	7.25%
SEBASTIAN SILVEIRA	774	7.78%
DAVID LOUIS SILVEIRA	832	8.37%
ANTONIA SILVEIRA	707	7.11%
LEE WISECARVER	1,521	15.30%
DARRIN MONTEIRO	682	6.86%
KATHERINE ANDES	468	4.71%
JOHN W. GORDON	550	5.53%
SHARON O. GORDON	487	4.90%
Total ...	9,944	100.00%

REP - County Central Committee 4th Sup	(43)	43/43	100.00%
--	------	-------	---------

KEITH FAGUNDES	941	24.54%
RENEA FAGUNDES	192	5.01%
RUSSELL WAYMIRE	437	11.40%
GLENDA DWYER	203	5.29%
VERNON COSTA	712	18.57%
JUSTIN MENDES	744	19.41%
KRIS B. PEDERSEN	605	15.78%
Total ...	3,834	100.00%

REP - County Central Committee 5th Sup	(47)	47/47	100.00%
--	------	-------	---------

MAXINE BENNETT	895	10.73%
TYLER BECK	747	8.96%
DONALD L. EILAND	510	6.11%
HENRY EILAND	286	3.43%
PRUDENCE E. EILAND	409	4.90%
GREG STRICKLAND	1,196	14.34%
DAN CHIN	431	5.17%
EDEANNE HOWES	589	7.06%
JERRY PIERCE	1,683	20.18%
JOE L. RIVERA	1,001	12.00%

June 7, 2016

Summary Report

Kings County

Presidential Primary Election

REP - County Central Committee 5th Sup	(47)	47/47	100.00%
--	------	-------	---------

MICHELLE RIVERA		594	7.12%
-----------------	--	-----	-------

Total ...		8,341	100.00%
-----------	--	-------	---------

Supervisor 2nd District	(40)	40/40	100.00%
-------------------------	------	-------	---------

RICHARD VALLE		1,570	65.91%
---------------	--	-------	--------

DEBRA KWAST		812	34.09%
-------------	--	-----	--------

Total ...		2,382	100.00%
-----------	--	-------	---------

Supervisor 5th District	(47)	47/47	100.00%
-------------------------	------	-------	---------

RICHARD L. FAGUNDES		3,156	61.75%
---------------------	--	-------	--------

GREG STRICKLAND		1,955	38.25%
-----------------	--	-------	--------

Total ...		5,111	100.00%
-----------	--	-------	---------

Proposition 50	(182)	182/182	100.00%
----------------	-------	---------	---------

YES		12,650	69.20%
-----	--	--------	--------

NO		5,630	30.80%
----	--	-------	--------

Total ...		18,280	100.00%
-----------	--	--------	---------

Measure K - Kings County	(182)	182/182	100.00%
--------------------------	-------	---------	---------

BONDS YES		12,583	66.29%
-----------	--	--------	--------

BONDS NO		6,398	33.71%
----------	--	-------	--------

Total ...		18,981	100.00%
-----------	--	--------	---------

Measure C - State Center Community Col	(7)	7/7	100.00%
--	-----	-----	---------

BONDS YES		88	34.38%
-----------	--	----	--------

BONDS NO		168	65.63%
----------	--	-----	--------

Total ...		256	100.00%
-----------	--	-----	---------

Measure A - Kingsburg Elem Charter	(4)	4/4	100.00%
------------------------------------	-----	-----	---------

BONDS YES		95	47.50%
-----------	--	----	--------

BONDS NO		105	52.50%
----------	--	-----	--------

Total ...		200	100.00%
-----------	--	-----	---------

Measure P -Pioneer Union Elementary	(16)	16/16	100.00%
-------------------------------------	------	-------	---------

BONDS YES		1,325	50.92%
-----------	--	-------	--------

BONDS NO		1,277	49.08%
----------	--	-------	--------

Total ...		2,602	100.00%
-----------	--	-------	---------



DEMOCRATIC PRES PREF - DEMOCRATIC												
200009	Registration	Ballots Cast	Turnout (%)	KEITH JUDD	MICHAEL STEINBERG	BERNIE SANDERS	WILLIE WILSON	ROQUE DE LA FUENTE	HILLARY CLINTON	HENRY HEWES		
CONSOLIDATED 101 0001	805	101	12.55	0	0	14	0	0	20	0		
CONSOLIDATED 101 - Vote by M	805	195	24.22	0	2	25	1	0	27	1		
CONSOLIDATED 102 0002	1265	136	10.75	0	0	33	0	0	40	0		
CONSOLIDATED 102 - Vote by M	1265	264	20.87	0	1	52	0	1	68	0		
CONSOLIDATED 103 0003	2077	276	13.29	0	0	41	0	1	55	0		
CONSOLIDATED 103 - Vote by M	2077	567	27.30	2	0	88	2	2	89	2		
CONSOLIDATED 104 0004	566	74	13.07	0	0	9	1	0	11	0		
CONSOLIDATED 104 - Vote by M	566	154	27.21	0	0	23	2	0	29	0		
CONSOLIDATED 105 0005	337	45	13.35	0	0	7	0	0	14	0		
CONSOLIDATED 105 - Vote by M	337	106	31.45	0	0	11	0	0	13	0		
CONSOLIDATED 106 0006	973	105	10.79	0	0	14	0	0	12	1		
CONSOLIDATED 106 - Vote by M	973	273	28.06	0	0	34	0	0	49	0		
CONSOLIDATED 107 0007	760	77	10.13	0	0	17	0	0	21	0		
CONSOLIDATED 107 - Vote by M	760	161	21.18	0	0	13	0	0	37	0		
CONSOLIDATED 108 0008	311	42	13.50	0	0	8	0	0	16	0		
CONSOLIDATED 108 - Vote by M	311	64	20.58	0	0	22	0	0	21	0		
CONSOLIDATED 201 0009	706	73	10.34	0	0	8	1	0	34	0		
CONSOLIDATED 201 - Vote by M	706	132	18.70	0	0	24	2	0	54	0		
CONSOLIDATED 202 0010	828	91	10.99	0	0	9	0	0	34	0		
CONSOLIDATED 202 - Vote by M	828	236	28.50	1	0	31	1	0	81	0		
CONSOLIDATED 203 0011	1629	110	6.75	1	0	13	0	0	49	0		
CONSOLIDATED 203 - Vote by M	1629	422	25.91	0	0	104	0	0	197	0		
CONSOLIDATED 204 0012	1023	113	11.05	0	0	41	1	1	30	0		
CONSOLIDATED 204 - Vote by M	1023	199	19.45	0	0	46	0	0	74	0		
CONSOLIDATED 205 0013	762	69	9.06	0	0	23	0	0	31	0		
CONSOLIDATED 205 - Vote by M	762	136	17.85	0	0	40	0	9	54	0		
CONSOLIDATED 301 0014	929	123	13.24	0	0	30	1	0	19	0		
CONSOLIDATED 301 - Vote by M	929	347	37.35	0	0	36	1	1	72	0		
CONSOLIDATED 302 0015	1266	134	10.58	0	1	10	2	0	21	0		
CONSOLIDATED 302 - Vote by M	1266	414	32.70	0	1	35	0	0	58	3		
CONSOLIDATED 303 0016	1100	140	12.73	1	0	29	2	0	21	0		
CONSOLIDATED 303 - Vote by M	1100	297	27.00	0	1	37	3	0	44	0		
CONSOLIDATED 304 0017	803	83	10.34	0	0	6	0	0	26	0		
CONSOLIDATED 304 - Vote by M	803	281	34.99	1	0	23	0	0	39	0		
CONSOLIDATED 305 0018	464	47	10.13	0	0	10	0	0	15	0		
CONSOLIDATED 305 - Vote by M	464	129	27.80	0	0	16	0	0	23	1		
CONSOLIDATED 306 0019	624	63	10.10	0	0	8	0	0	16	0		
CONSOLIDATED 306 - Vote by M	624	182	29.17	2	0	27	0	0	28	0		
CONSOLIDATED 307 0020	1297	180	13.88	0	0	35	0	0	18	0		
CONSOLIDATED 307 - Vote by M	1297	343	26.45	0	3	48	0	1	52	0		
CONSOLIDATED 308 0021	542	49	9.04	1	0	10	0	0	14	0		
CONSOLIDATED 308 - Vote by M	542	118	21.77	0	0	22	0	0	15	0		
CONSOLIDATED 309 0022	715	156	21.82	0	0	14	0	0	18	0		
CONSOLIDATED 309 - Vote by M	715	222	31.05	0	0	13	1	0	28	0		
CONSOLIDATED 401 0023	997	70	7.02	0	0	11	1	0	11	0		
CONSOLIDATED 401 - Vote by M	997	348	34.90	0	1	45	1	0	64	1		
CONSOLIDATED 402 0024	1364	180	13.20	1	0	31	1	0	30	0		
CONSOLIDATED 402 - Vote by M	1364	457	33.50	0	1	62	0	0	79	2		
CONSOLIDATED 403 0025	667	77	11.54	0	0	11	0	0	12	0		
CONSOLIDATED 403 - Vote by M	667	177	26.54	0	0	32	1	0	42	0		
CONSOLIDATED 404 0026	434	25	5.76	0	0	6	0	0	8	0		
CONSOLIDATED 404 - Vote by M	434	74	17.05	0	0	15	0	0	34	0		
CONSOLIDATED 405 0027	1640	121	7.38	0	1	33	0	0	31	1		
CONSOLIDATED 405 - Vote by M	1640	376	22.93	0	0	86	1	3	106	0		
CONSOLIDATED 406 0028	542	44	8.12	0	0	14	0	0	12	0		
CONSOLIDATED 406 - Vote by M	542	143	26.38	0	0	42	0	0	42	0		
CONSOLIDATED 407 0029	751	98	13.05	0	0	21	0	2	24	0		
CONSOLIDATED 407 - Vote by M	751	185	24.63	1	0	35	2	0	46	0		
CONSOLIDATED 501 0030	539	75	13.91	0	0	9	0	1	12	0		
CONSOLIDATED 501 - Vote by M	539	272	50.46	0	0	25	2	1	41	0		
CONSOLIDATED 502 0031	1000	130	13.00	0	0	20	0	0	27	0		

200009		DEMOCRATIC PRES PREF - DEMOCRATIC												
	Registration	Ballots Cast	Turnout (%)	KEITH JUDD	MICHAEL STEINBERG	BERNIE SANDERS	WILLIE WILSON	ROQUE DE LA FUENTE	HILLARY CLINTON	HENRY HEWES				
CONSOLIDATED 502 - Vote by M	1000	398	39.80	0	3	36	1	1	46	0				
CONSOLIDATED 503 0032	1827	249	13.63	0	0	40	0	0	65	0				
CONSOLIDATED 503 - Vote by M	1827	744	40.72	1	1	71	2	4	116	0				
CONSOLIDATED 504 0033	1249	135	10.81	0	1	19	1	0	20	0				
CONSOLIDATED 504 - Vote by M	1249	448	35.87	0	2	60	1	0	82	1				
CONSOLIDATED 505 0034	2250	196	8.71	0	0	42	0	1	43	0				
CONSOLIDATED 505 - Vote by M	2250	668	29.69	0	1	125	1	1	150	1				
CONSOLIDATED 1101 0035	290	0	0.00	0	0	0	0	0	0	0				
CONSOLIDATED 1101 - Vote by	290	118	40.69	1	0	11	0	0	23	0				
CONSOLIDATED 1102 0036	7	0	0.00	0	0	0	0	0	0	0				
CONSOLIDATED 1102 - Vote by	7	3	42.86	0	0	0	0	0	2	0				
CONSOLIDATED 1103 0037	124	0	0.00	0	0	0	0	0	0	0				
CONSOLIDATED 1103 - Vote by	124	70	56.45	0	0	5	1	0	13	0				
CONSOLIDATED 1104 0038	16	0	0.00	0	0	0	0	0	0	0				
CONSOLIDATED 1104 - Vote by	16	9	56.25	0	0	0	0	0	1	0				
CONSOLIDATED 1105 0039	287	0	0.00	0	0	0	0	0	0	0				
CONSOLIDATED 1105 - Vote by	287	52	18.12	0	0	18	0	0	4	0				
CONSOLIDATED 1106 0040	103	0	0.00	0	0	0	0	0	0	0				
CONSOLIDATED 1106 - Vote by	103	20	19.42	0	0	7	0	0	2	0				
CONSOLIDATED 1107 0041	60	0	0.00	0	0	0	0	0	0	0				
CONSOLIDATED 1107 - Vote by	60	38	63.33	0	0	2	2	0	2	0				
CONSOLIDATED 1108 0042	122	0	0.00	0	0	0	0	0	0	0				
CONSOLIDATED 1108 - Vote by	122	64	52.46	0	0	7	1	0	15	0				
CONSOLIDATED 1201 0043	2	0	0.00	0	0	0	0	0	0	0				
CONSOLIDATED 1201 - Vote by	2	0	0.00	0	0	0	0	0	0	0				
CONSOLIDATED 1202 0044	2	0	0.00	0	0	0	0	0	0	0				
CONSOLIDATED 1202 - Vote by	2	0	0.00	0	0	0	0	0	0	0				
CONSOLIDATED 1203 0045	0	0	0.00	0	0	0	0	0	0	0				
CONSOLIDATED 1203 - Vote by	0	0	0.00	0	0	0	0	0	0	0				
CONSOLIDATED 1204 0046	217	0	0.00	0	0	0	0	0	0	0				
CONSOLIDATED 1204 - Vote by	217	74	34.10	0	1	15	0	0	20	0				
CONSOLIDATED 1205 0047	5	0	0.00	0	0	0	0	0	0	0				
CONSOLIDATED 1205 - Vote by	5	0	0.00	0	0	0	0	0	0	0				
CONSOLIDATED 1206 0048	72	0	0.00	0	0	0	0	0	0	0				
CONSOLIDATED 1206 - Vote by	72	29	40.28	0	0	0	1	0	3	0				
CONSOLIDATED 1207 0049	177	0	0.00	0	0	0	0	0	0	0				
CONSOLIDATED 1207 - Vote by	177	29	16.38	0	0	3	0	3	16	0				
CONSOLIDATED 1208 0050	172	0	0.00	0	0	0	0	0	0	0				
CONSOLIDATED 1208 - Vote by	172	34	19.77	0	0	9	0	0	12	0				
CONSOLIDATED 1209 0051	192	0	0.00	0	0	0	0	0	0	0				
CONSOLIDATED 1209 - Vote by	192	97	50.52	0	2	8	0	0	23	0				
CONSOLIDATED 1210 0052	32	0	0.00	0	0	0	0	0	0	0				
CONSOLIDATED 1210 - Vote by	32	19	59.38	0	0	0	0	0	0	0				
CONSOLIDATED 1211 0053	6	0	0.00	0	0	0	0	0	0	0				
CONSOLIDATED 1211 - Vote by	6	4	66.67	0	0	0	0	0	0	0				
CONSOLIDATED 1212 0054	5	0	0.00	0	0	0	0	0	0	0				
CONSOLIDATED 1212 - Vote by	5	0	0.00	0	0	0	0	0	0	0				
CONSOLIDATED 1213 0055	202	0	0.00	0	0	0	0	0	0	0				
CONSOLIDATED 1213 - Vote by	202	81	40.10	0	0	9	1	0	25	0				
CONSOLIDATED 1214 0056	187	0	0.00	0	0	0	0	0	0	0				
CONSOLIDATED 1214 - Vote by	187	60	32.09	0	0	13	0	0	23	0				
CONSOLIDATED 1215 0057	139	0	0.00	0	0	0	0	0	0	0				
CONSOLIDATED 1215 - Vote by	139	53	38.13	0	1	8	0	0	16	0				
CONSOLIDATED 1216 0058	185	0	0.00	0	0	0	0	0	0	0				
CONSOLIDATED 1216 - Vote by	185	98	52.97	0	0	18	0	0	22	0				
CONSOLIDATED 1217 0059	82	0	0.00	0	0	0	0	0	0	0				
CONSOLIDATED 1217 - Vote by	82	35	42.68	0	0	10	0	0	6	0				
CONSOLIDATED 1218 0060	69	0	0.00	0	0	0	0	0	0	0				
CONSOLIDATED 1218 - Vote by	69	37	53.62	0	0	7	0	0	11	0				
CONSOLIDATED 1219 0061	100	0	0.00	0	0	0	0	0	0	0				
CONSOLIDATED 1219 - Vote by	100	23	23.00	0	0	3	0	0	12	1				

DEMOCRATIC PRES PREF - DEMOCRATIC												
200009	Registration	Ballots Cast	Turnout (%)	KEITH JUDD	MICHAEL STEINBERG	BERNIE SANDERS	WILLIE WILSON	ROQUE DE LA FUENTE	HILLARY CLINTON	HENRY HEWES		
CONSOLIDATED 1315 - Vote by	187	55	29.41	0	0	4	0	0	7	0		
CONSOLIDATED 1316 0093	38	0	0.00	0	0	0	0	0	0	0		
CONSOLIDATED 1316 - Vote by	38	17	44.74	0	0	0	0	0	1	0		
CONSOLIDATED 1317 0094	38	0	0.00	0	0	0	0	0	0	0		
CONSOLIDATED 1317 - Vote by	38	23	60.53	0	0	0	0	0	0	0		
CONSOLIDATED 1318 0095	235	0	0.00	0	0	0	0	0	0	0		
CONSOLIDATED 1318 - Vote by	235	120	51.06	0	0	6	0	0	7	0		
CONSOLIDATED 1319 0096	4	0	0.00	0	0	0	0	0	0	0		
CONSOLIDATED 1319 - Vote by	4	4	100.00	0	0	0	0	0	0	0		
CONSOLIDATED 1320 0097	20	0	0.00	0	0	0	0	0	0	0		
CONSOLIDATED 1320 - Vote by	20	14	70.00	0	0	1	0	0	3	0		
CONSOLIDATED 1321 0098	5	0	0.00	0	0	0	0	0	0	0		
CONSOLIDATED 1321 - Vote by	5	3	60.00	0	0	0	0	0	0	0		
CONSOLIDATED 1322 0099	73	0	0.00	0	0	0	0	0	0	0		
CONSOLIDATED 1322 - Vote by	73	43	58.90	0	0	6	0	0	7	0		
CONSOLIDATED 1323 0100	12	0	0.00	0	0	0	0	0	0	0		
CONSOLIDATED 1323 - Vote by	12	7	58.33	0	0	0	0	0	1	0		
CONSOLIDATED 1324 0101	56	0	0.00	0	0	0	0	0	0	0		
CONSOLIDATED 1324 - Vote by	56	21	37.50	0	0	3	0	0	2	0		
CONSOLIDATED 1325 0102	19	0	0.00	0	0	0	0	0	0	0		
CONSOLIDATED 1325 - Vote by	19	10	52.63	0	0	1	0	0	4	0		
CONSOLIDATED 1326 0103	142	0	0.00	0	0	0	0	0	0	0		
CONSOLIDATED 1326 - Vote by	142	47	33.10	0	0	10	0	0	6	0		
CONSOLIDATED 1327 0104	32	0	0.00	0	0	0	0	0	0	0		
CONSOLIDATED 1327 - Vote by	32	11	34.38	0	0	1	0	0	3	0		
CONSOLIDATED 1401 0105	22	0	0.00	0	0	0	0	0	0	0		
CONSOLIDATED 1401 - Vote by	22	4	18.18	0	0	0	0	0	2	0		
CONSOLIDATED 1402 0106	72	0	0.00	0	0	0	0	0	0	0		
CONSOLIDATED 1402 - Vote by	72	33	45.83	0	0	9	0	0	4	0		
CONSOLIDATED 1403 0107	174	0	0.00	0	0	0	0	0	0	0		
CONSOLIDATED 1403 - Vote by	174	53	30.46	0	0	18	0	0	18	0		
CONSOLIDATED 1404 0108	51	0	0.00	0	0	0	0	0	0	0		
CONSOLIDATED 1404 - Vote by	51	15	29.41	0	0	5	0	0	6	0		
CONSOLIDATED 1405 0109	53	0	0.00	0	0	0	0	0	0	0		
CONSOLIDATED 1405 - Vote by	53	22	41.51	0	0	3	0	0	5	0		
CONSOLIDATED 1406 0110	282	0	0.00	0	0	0	0	0	0	0		
CONSOLIDATED 1406 - Vote by	282	86	30.50	1	1	19	1	0	21	0		
CONSOLIDATED 1407 0111	248	0	0.00	0	0	0	0	0	0	0		
CONSOLIDATED 1407 - Vote by	248	88	35.48	0	0	21	0	0	28	1		
CONSOLIDATED 1408 0112	167	0	0.00	0	0	0	0	0	0	0		
CONSOLIDATED 1408 - Vote by	167	48	28.74	0	0	6	1	0	9	1		
CONSOLIDATED 1409 0113	265	0	0.00	0	0	0	0	0	0	0		
CONSOLIDATED 1409 - Vote by	265	105	39.62	0	0	21	0	0	34	0		
CONSOLIDATED 1410 0114	283	0	0.00	0	0	0	0	0	0	0		
CONSOLIDATED 1410 - Vote by	283	104	36.75	0	0	16	0	0	38	0		
CONSOLIDATED 1411 0115	187	0	0.00	0	0	0	0	0	0	0		
CONSOLIDATED 1411 - Vote by	187	48	25.67	0	0	5	0	0	14	0		
CONSOLIDATED 1412 0116	383	0	0.00	0	0	0	0	0	0	0		
CONSOLIDATED 1412 - Vote by	383	123	32.11	0	0	21	0	1	55	0		
CONSOLIDATED 1413 0117	325	0	0.00	0	0	0	0	0	0	0		
CONSOLIDATED 1413 - Vote by	325	115	35.38	0	0	19	1	0	27	0		
CONSOLIDATED 1414 0118	30	0	0.00	0	0	0	0	0	0	0		
CONSOLIDATED 1414 - Vote by	30	8	26.67	0	0	1	0	0	3	0		
CONSOLIDATED 1415 0119	195	0	0.00	0	0	0	0	0	0	0		
CONSOLIDATED 1415 - Vote by	195	52	26.67	0	0	7	0	1	21	0		
CONSOLIDATED 1416 0120	10	0	0.00	0	0	0	0	0	0	0		
CONSOLIDATED 1416 - Vote by	10	1	10.00	0	0	0	0	0	0	0		
CONSOLIDATED 1417 0121	6	0	0.00	0	0	0	0	0	0	0		
CONSOLIDATED 1417 - Vote by	6	2	33.33	0	0	1	0	0	0	0		
CONSOLIDATED 1418 0122	41	0	0.00	0	0	0	0	0	0	0		
CONSOLIDATED 1418 - Vote by	41	15	36.59	0	0	4	0	0	3	0		

DEMOCRATIC PRES PREF - DEMOCRATIC										
200009	Registration	Ballots Cast	Turnout (%)	KEITH JUDD	MICHAEL STEINBERG	BERNIE SANDERS	WILLIE WILSON	ROQUE DE LA FUENTE	HILLARY CLINTON	HENRY HEWES
CONSOLIDATED 1513 - Vote by	261	135	51.72	0	0	24	1	0	13	0
CONSOLIDATED 1514 0154	2	0	0.00	0	0	0	0	0	0	0
CONSOLIDATED 1514 - Vote by	2	2	100.00	0	0	0	0	0	2	0
CONSOLIDATED 1515 0155	315	0	0.00	0	0	0	0	0	0	0
CONSOLIDATED 1515 - Vote by	315	91	28.89	0	0	8	0	2	45	0
CONSOLIDATED 1516 0156	268	0	0.00	0	0	0	0	0	0	0
CONSOLIDATED 1516 - Vote by	268	122	45.52	0	0	16	1	0	43	0
CONSOLIDATED 1517 0157	299	0	0.00	0	0	0	0	0	0	0
CONSOLIDATED 1517 - Vote by	299	107	35.79	0	0	18	0	0	45	1
CONSOLIDATED 1518 0158	145	0	0.00	0	0	0	0	0	0	0
CONSOLIDATED 1518 - Vote by	145	54	37.24	0	0	5	1	1	12	0
CONSOLIDATED 1519 0159	13	0	0.00	0	0	0	0	0	0	0
CONSOLIDATED 1519 - Vote by	13	2	15.38	0	0	1	0	0	0	0
CONSOLIDATED 1520 0160	196	0	0.00	0	0	0	0	0	0	0
CONSOLIDATED 1520 - Vote by	196	99	50.51	0	0	7	2	0	13	0
CONSOLIDATED 1521 0161	122	0	0.00	0	0	0	0	0	0	0
CONSOLIDATED 1521 - Vote by	122	76	62.30	0	0	7	0	0	5	0
CONSOLIDATED 1522 0162	9	0	0.00	0	0	0	0	0	0	0
CONSOLIDATED 1522 - Vote by	9	6	66.67	0	0	0	0	0	0	0
CONSOLIDATED 1523 0163	39	0	0.00	0	0	0	0	0	0	0
CONSOLIDATED 1523 - Vote by	39	29	74.36	0	0	0	0	0	2	0
CONSOLIDATED 1524 0164	245	0	0.00	0	0	0	0	0	0	0
CONSOLIDATED 1524 - Vote by	245	154	62.86	0	0	14	0	0	4	1
CONSOLIDATED 1525 0165	174	0	0.00	0	0	0	0	0	0	0
CONSOLIDATED 1525 - Vote by	174	97	55.75	0	0	4	1	0	13	0
CONSOLIDATED 1526 0166	29	0	0.00	0	0	0	0	0	0	0
CONSOLIDATED 1526 - Vote by	29	15	51.72	0	0	0	0	0	0	0
CONSOLIDATED 1527 0167	17	0	0.00	0	0	0	0	0	0	0
CONSOLIDATED 1527 - Vote by	17	14	82.35	0	0	4	0	0	2	0
CONSOLIDATED 1528 0168	0	0	0.00	0	0	0	0	0	0	0
CONSOLIDATED 1528 - Vote by	0	0	0.00	0	0	0	0	0	0	0
CONSOLIDATED 1529 0169	15	0	0.00	0	0	0	0	0	0	0
CONSOLIDATED 1529 - Vote by	15	4	26.67	0	0	0	0	0	4	0
CONSOLIDATED 1530 0170	146	0	0.00	0	0	0	0	0	0	0
CONSOLIDATED 1530 - Vote by	146	69	47.26	0	0	10	0	0	12	0
CONSOLIDATED 1531 0171	1	0	0.00	0	0	0	0	0	0	0
CONSOLIDATED 1531 - Vote by	1	0	0.00	0	0	0	0	0	0	0
CONSOLIDATED 1532 0172	182	0	0.00	0	0	0	0	0	0	0
CONSOLIDATED 1532 - Vote by	182	76	41.76	0	0	7	0	0	16	1
CONSOLIDATED 1533 0173	26	0	0.00	0	0	0	0	0	0	0
CONSOLIDATED 1533 - Vote by	26	2	7.69	0	0	2	0	0	0	0
CONSOLIDATED 1534 0174	94	0	0.00	0	0	0	0	0	0	0
CONSOLIDATED 1534 - Vote by	94	54	57.45	1	0	6	1	0	8	0
CONSOLIDATED 1535 0175	130	0	0.00	0	0	0	0	0	0	0
CONSOLIDATED 1535 - Vote by	130	44	33.85	0	0	6	0	0	6	0
CONSOLIDATED 1536 0176	48	0	0.00	0	0	0	0	0	0	0
CONSOLIDATED 1536 - Vote by	48	24	50.00	0	0	5	0	0	10	0
CONSOLIDATED 1537 0177	217	0	0.00	0	0	0	0	0	0	0
CONSOLIDATED 1537 - Vote by	217	117	53.92	0	0	6	0	0	16	0
CONSOLIDATED 1538 0178	65	0	0.00	0	0	0	0	0	0	0
CONSOLIDATED 1538 - Vote by	65	36	55.38	0	0	0	0	0	4	0
CONSOLIDATED 1539 0179	114	0	0.00	0	0	0	0	0	0	0
CONSOLIDATED 1539 - Vote by	114	68	59.65	0	0	4	0	0	7	0
CONSOLIDATED 1540 0180	223	0	0.00	0	0	0	0	0	0	0
CONSOLIDATED 1540 - Vote by	223	113	50.67	0	0	7	1	0	13	0
CONSOLIDATED 1541 0181	43	0	0.00	0	0	0	0	0	0	0
CONSOLIDATED 1541 - Vote by	43	17	39.53	0	0	2	1	0	3	0
CONSOLIDATED 1542 0182	12	0	0.00	0	0	0	0	0	0	0
CONSOLIDATED 1542 - Vote by	12	9	75.00	0	0	1	0	0	1	0
Precinct Totals	48523	3687	7.60	4	3	646	11	6	830	2

KINGS COUNTY Statement of Vote
KIN_20160607_E

DEMOCRATIC PRES PREF - DEMOCRATIC														
200009	Registration	Ballots Cast	Turnout (%)	KEITH JUDD	MICHAEL STEINBERG	BERNIE SANDERS	WILLIE WILSON	ROQUE DE LA FUENTE	HILLARY CLINTON	HENRY HEWES				
Vote by Mail Totals	48523	16074	33.13	13	32	2223	48	26	3320	20				
Grand Totals	48523	19761	40.73	17	35	2869	59	32	4150	22				
21st CONGRESSIONAL	48523	19761	40.73	17	35	2869	59	32	4150	22				
14th SENATE	48523	19761	40.73	17	35	2869	59	32	4150	22				
32nd ASSEMBLY	48523	19761	40.73	17	35	2869	59	32	4150	22				
1st Distict of Equalization	48523	19761	40.73	17	35	2869	59	32	4150	22				
1st SUPE DISTRICT	8103	3014	37.20	3	3	461	10	4	584	4				
2nd SUPE DISTRICT	7392	2511	33.97	2	4	472	7	4	903	1				
3rd SUPE DISTRICT	10742	4802	44.70	5	9	546	14	2	719	4				
4th SUPE DISTRICT	10272	3888	37.66	4	8	673	10	8	907	8				
5th SUPE DISTRICT	12014	5566	46.33	3	11	717	18	14	1037	5				
KINGS COUNTY	48523	19761	40.73	17	35	2869	59	32	4150	22				
AVENAL	1785	517	28.96	0	0	150	1	1	189	0				
CORCORAN	4180	1466	35.07	2	1	260	5	0	570	1				
HANFORD	22624	9436	41.71	6	18	1375	28	19	1979	13				
LEMOORE	9473	3616	38.17	6	7	560	7	5	639	4				
UNINCORPORATED	10461	4726	45.18	3	9	524	18	7	773	4				

June 7, 2016

KIN_20160607_E

REPUBLICAN PRES PREF - REP												
300010	Registration	Ballots Cast	Turnout (%)	DONALD TRUMP	BEN CARSON	TED CRUZ	JOHN R. KASICH	JIM GILMORE				
CONSOLIDATED 101 0001	806	101	12.55	30	2	5	5	2				
CONSOLIDATED 101 - Vote by M	805	195	24.22	83	5	8	5	2				
CONSOLIDATED 102 0002	1265	136	10.75	31	2	8	3	2				
CONSOLIDATED 102 - Vote by M	1265	264	20.87	66	2	12	2	0				
CONSOLIDATED 103 0003	2077	276	13.29	113	5	19	10	0				
CONSOLIDATED 103 - Vote by M	2077	567	27.30	202	15	24	13	4				
CONSOLIDATED 104 0004	566	74	13.07	33	2	6	1	0				
CONSOLIDATED 104 - Vote by M	566	154	27.21	58	2	4	4	2				
CONSOLIDATED 105 0005	337	45	13.35	21	1	1	0	0				
CONSOLIDATED 105 - Vote by M	337	106	31.45	62	4	3	0	1				
CONSOLIDATED 106 0006	973	105	10.79	52	3	9	3	0				
CONSOLIDATED 106 - Vote by M	973	273	28.06	121	3	12	10	0				
CONSOLIDATED 107 0007	760	77	10.13	23	1	7	3	0				
CONSOLIDATED 107 - Vote by M	760	161	21.18	71	1	10	3	1				
CONSOLIDATED 108 0008	311	42	13.50	12	0	2	1	0				
CONSOLIDATED 108 - Vote by M	311	64	20.58	12	0	3	1	0				
CONSOLIDATED 201 0009	706	73	10.34	17	0	4	0	0				
CONSOLIDATED 201 - Vote by M	706	132	18.70	22	2	4	1	0				
CONSOLIDATED 202 0010	828	91	10.99	24	1	4	0	1				
CONSOLIDATED 202 - Vote by M	828	236	28.50	62	3	6	2	0				
CONSOLIDATED 203 0011	1629	110	6.75	25	2	6	0	1				
CONSOLIDATED 203 - Vote by M	1629	422	25.91	41	4	14	4	0				
CONSOLIDATED 204 0012	1023	113	11.05	21	1	5	1	0				
CONSOLIDATED 204 - Vote by M	1023	199	19.45	31	4	7	3	1				
CONSOLIDATED 205 0013	762	69	9.06	6	1	0	0	0				
CONSOLIDATED 205 - Vote by M	762	136	17.85	9	2	1	0	2				
CONSOLIDATED 301 0014	929	123	13.24	26	4	12	7	1				
CONSOLIDATED 301 - Vote by M	929	347	37.35	151	9	7	5	3				
CONSOLIDATED 302 0015	1266	134	10.58	63	3	9	1	0				
CONSOLIDATED 302 - Vote by M	1266	414	32.70	188	13	20	20	2				
CONSOLIDATED 303 0016	1100	140	12.73	57	1	8	4	0				
CONSOLIDATED 303 - Vote by M	1100	297	27.00	121	8	11	11	0				
CONSOLIDATED 304 0017	803	83	10.34	28	0	3	3	1				
CONSOLIDATED 304 - Vote by M	803	281	34.99	125	9	25	9	0				
CONSOLIDATED 305 0018	464	47	10.13	13	0	4	0	0				
CONSOLIDATED 305 - Vote by M	464	129	27.80	43	5	10	1	0				
CONSOLIDATED 306 0019	624	63	10.10	37	2	0	0	0				
CONSOLIDATED 306 - Vote by M	624	182	29.17	64	6	8	8	0				
CONSOLIDATED 307 0020	1297	180	13.88	77	2	14	4	0				
CONSOLIDATED 307 - Vote by M	1297	343	26.45	137	5	15	9	3				
CONSOLIDATED 308 0021	542	49	9.04	10	1	4	0	0				
CONSOLIDATED 308 - Vote by M	542	118	21.77	40	1	12	2	0				
CONSOLIDATED 309 0022	715	156	21.82	93	5	8	4	0				
CONSOLIDATED 309 - Vote by M	715	222	31.05	127	4	6	3	0				
CONSOLIDATED 401 0023	997	70	7.02	22	1	13	5	0				
CONSOLIDATED 401 - Vote by M	997	348	34.90	146	10	13	6	1				
CONSOLIDATED 402 0024	1364	180	13.20	85	10	9	0	0				
CONSOLIDATED 402 - Vote by M	1364	457	33.50	193	11	24	10	2				
CONSOLIDATED 403 0025	667	77	11.54	29	6	6	3	0				
CONSOLIDATED 403 - Vote by M	667	177	26.54	58	3	9	5	2				
CONSOLIDATED 404 0026	434	25	5.76	6	0	1	0	0				
CONSOLIDATED 404 - Vote by M	434	74	17.05	13	0	1	1	0				
CONSOLIDATED 405 0027	1640	121	7.38	26	0	3	4	2				
CONSOLIDATED 405 - Vote by M	1640	376	22.93	73	5	18	4	1				
CONSOLIDATED 406 0028	542	44	8.12	7	0	3	1	0				
CONSOLIDATED 406 - Vote by M	542	143	26.38	30	2	1	0	2				
CONSOLIDATED 407 0029	751	98	13.05	27	1	4	3	0				
CONSOLIDATED 407 - Vote by M	751	185	24.63	57	4	8	3	0				
CONSOLIDATED 501 0030	539	75	13.91	35	3	4	1	0				
CONSOLIDATED 501 - Vote by M	539	272	50.46	135	5	18	14	0				
CONSOLIDATED 502 0031	1000	130	13.00	52	2	6	9	1				

REPUBLICAN PRES PREF - REP										
300010	Registration	Ballots Cast	Turnout (%)	DONALD TRUMP	BEN CARSON	TED CRUZ	JOHN R. KASICH	JIM GILMORE		
CONSOLIDATED 502 - Vote by M	1000	398	39.80	199	7	12	24	1		
CONSOLIDATED 503 0032	1827	249	13.63	99	6	20	10	0		
CONSOLIDATED 503 - Vote by M	1827	744	40.72	336	15	44	38	1		
CONSOLIDATED 504 0033	1249	135	10.81	61	4	7	1	0		
CONSOLIDATED 504 - Vote by M	1249	448	35.87	188	8	20	11	3		
CONSOLIDATED 505 0034	2250	196	8.71	89	6	6	3	0		
CONSOLIDATED 505 - Vote by M	2250	668	29.69	236	15	13	9	0		
CONSOLIDATED 1101 0035	290	0	0.00	0	0	0	0	0		
CONSOLIDATED 1101 - Vote by	290	118	40.69	46	3	10	1	0		
CONSOLIDATED 1102 0036	7	0	0.00	0	0	0	0	0		
CONSOLIDATED 1102 - Vote by	7	3	42.86	1	0	0	0	0		
CONSOLIDATED 1103 0037	124	0	0.00	0	0	0	0	0		
CONSOLIDATED 1103 - Vote by	124	70	56.45	29	0	3	6	1		
CONSOLIDATED 1104 0038	16	0	0.00	0	0	0	0	0		
CONSOLIDATED 1104 - Vote by	16	9	56.25	5	0	0	0	0		
CONSOLIDATED 1105 0039	287	0	0.00	0	0	0	0	0		
CONSOLIDATED 1105 - Vote by	287	52	18.12	16	0	1	0	0		
CONSOLIDATED 1106 0040	103	0	0.00	0	0	0	0	0		
CONSOLIDATED 1106 - Vote by	103	20	19.42	6	0	1	0	0		
CONSOLIDATED 1107 0041	60	0	0.00	0	0	0	0	0		
CONSOLIDATED 1107 - Vote by	60	36	63.33	22	1	5	0	0		
CONSOLIDATED 1108 0042	122	0	0.00	0	0	0	0	0		
CONSOLIDATED 1108 - Vote by	122	64	52.46	18	1	7	5	0		
CONSOLIDATED 1201 0043	2	0	0.00	0	0	0	0	0		
CONSOLIDATED 1201 - Vote by	2	0	0.00	0	0	0	0	0		
CONSOLIDATED 1202 0044	2	0	0.00	0	0	0	0	0		
CONSOLIDATED 1202 - Vote by	2	0	0.00	0	0	0	0	0		
CONSOLIDATED 1203 0045	0	0	0.00	0	0	0	0	0		
CONSOLIDATED 1203 - Vote by	0	0	0.00	0	0	0	0	0		
CONSOLIDATED 1204 0046	217	0	0.00	0	0	0	0	0		
CONSOLIDATED 1204 - Vote by	217	74	34.10	11	0	11	1	0		
CONSOLIDATED 1205 0047	5	0	0.00	0	0	0	0	0		
CONSOLIDATED 1205 - Vote by	5	0	0.00	0	0	0	0	0		
CONSOLIDATED 1206 0048	72	0	0.00	0	0	0	0	0		
CONSOLIDATED 1206 - Vote by	72	29	40.28	13	0	1	3	0		
CONSOLIDATED 1207 0049	177	0	0.00	0	0	0	0	0		
CONSOLIDATED 1207 - Vote by	177	29	16.38	5	0	1	0	0		
CONSOLIDATED 1208 0050	172	0	0.00	0	0	0	0	0		
CONSOLIDATED 1208 - Vote by	172	34	19.77	5	0	1	0	1		
CONSOLIDATED 1209 0051	192	0	0.00	0	0	0	0	0		
CONSOLIDATED 1209 - Vote by	192	97	50.52	41	0	3	5	0		
CONSOLIDATED 1210 0052	32	0	0.00	0	0	0	0	0		
CONSOLIDATED 1210 - Vote by	32	19	59.38	11	3	0	1	0		
CONSOLIDATED 1211 0053	6	0	0.00	0	0	0	0	0		
CONSOLIDATED 1211 - Vote by	6	4	66.67	0	0	1	3	0		
CONSOLIDATED 1212 0054	5	0	0.00	0	0	0	0	0		
CONSOLIDATED 1212 - Vote by	5	0	0.00	0	0	0	0	0		
CONSOLIDATED 1213 0055	202	0	0.00	0	0	0	0	0		
CONSOLIDATED 1213 - Vote by	202	81	40.10	26	2	4	1	0		
CONSOLIDATED 1214 0056	187	0	0.00	0	0	0	0	0		
CONSOLIDATED 1214 - Vote by	187	60	32.09	10	0	1	0	0		
CONSOLIDATED 1215 0057	139	0	0.00	0	0	0	0	0		
CONSOLIDATED 1215 - Vote by	139	53	38.13	16	1	0	0	0		
CONSOLIDATED 1216 0058	185	0	0.00	0	0	0	0	0		
CONSOLIDATED 1216 - Vote by	185	98	52.97	31	0	3	1	0		
CONSOLIDATED 1217 0059	82	0	0.00	0	0	0	0	0		
CONSOLIDATED 1217 - Vote by	82	35	42.68	11	0	1	1	0		
CONSOLIDATED 1218 0060	69	0	0.00	0	0	0	0	0		
CONSOLIDATED 1218 - Vote by	69	37	53.62	13	0	1	0	0		
CONSOLIDATED 1219 0061	100	0	0.00	0	0	0	0	0		
CONSOLIDATED 1219 - Vote by	100	23	23.00	1	0	4	0	0		

REPUBLICAN PRES PREF - REP												
300010	Registration	Ballots Cast	Turnout (%)	DONALD TRUMP	BEN CARSON	TED CRUZ	JOHN R. KASICH	JIM GILMORE				
CONSOLIDATED 1419 0123	205	0	0.00	0	0	0	0	0				
CONSOLIDATED 1419 - Vote by	205	109	53.17	63	1	5	4	0				
CONSOLIDATED 1420 0124	153	0	0.00	0	0	0	0	0				
CONSOLIDATED 1420 - Vote by	153	83	54.25	40	1	8	2	0				
CONSOLIDATED 1421 0125	12	0	0.00	0	0	0	0	0				
CONSOLIDATED 1421 - Vote by	12	10	83.33	6	0	0	0	0				
CONSOLIDATED 1422 0126	87	0	0.00	0	0	0	0	0				
CONSOLIDATED 1422 - Vote by	87	28	32.18	4	1	3	0	0				
CONSOLIDATED 1423 0127	35	0	0.00	0	0	0	0	0				
CONSOLIDATED 1423 - Vote by	35	7	20.00	4	0	0	0	0				
CONSOLIDATED 1424 0128	25	0	0.00	0	0	0	0	0				
CONSOLIDATED 1424 - Vote by	25	6	24.00	3	0	1	0	0				
CONSOLIDATED 1425 0129	13	0	0.00	0	0	0	0	0				
CONSOLIDATED 1425 - Vote by	13	4	30.77	1	0	2	0	0				
CONSOLIDATED 1426 0130	54	0	0.00	0	0	0	0	0				
CONSOLIDATED 1426 - Vote by	54	26	48.15	21	0	0	0	0				
CONSOLIDATED 1427 0131	103	0	0.00	0	0	0	0	0				
CONSOLIDATED 1427 - Vote by	103	53	51.46	19	1	6	0	0				
CONSOLIDATED 1428 0132	72	0	0.00	0	0	0	0	0				
CONSOLIDATED 1428 - Vote by	72	45	62.50	27	0	4	1	0				
CONSOLIDATED 1429 0133	54	0	0.00	0	0	0	0	0				
CONSOLIDATED 1429 - Vote by	54	29	53.70	13	0	1	0	0				
CONSOLIDATED 1430 0134	7	0	0.00	0	0	0	0	0				
CONSOLIDATED 1430 - Vote by	7	3	42.86	2	0	0	0	0				
CONSOLIDATED 1431 0135	18	0	0.00	0	0	0	0	0				
CONSOLIDATED 1431 - Vote by	18	8	44.44	5	0	0	0	0				
CONSOLIDATED 1432 0136	39	0	0.00	0	0	0	0	0				
CONSOLIDATED 1432 - Vote by	39	20	51.28	12	1	1	0	0				
CONSOLIDATED 1433 0137	17	0	0.00	0	0	0	0	0				
CONSOLIDATED 1433 - Vote by	17	8	47.06	4	0	0	0	0				
CONSOLIDATED 1434 0138	130	0	0.00	0	0	0	0	0				
CONSOLIDATED 1434 - Vote by	130	87	66.92	44	0	3	1	1				
CONSOLIDATED 1435 0139	55	0	0.00	0	0	0	0	0				
CONSOLIDATED 1435 - Vote by	55	41	74.55	17	0	0	1	0				
CONSOLIDATED 1436 0140	4	0	0.00	0	0	0	0	0				
CONSOLIDATED 1436 - Vote by	4	4	100.00	0	0	0	0	0				
CONSOLIDATED 1501 0141	19	0	0.00	0	0	0	0	0				
CONSOLIDATED 1501 - Vote by	19	9	47.37	5	0	0	0	0				
CONSOLIDATED 1502 0142	144	0	0.00	0	0	0	0	0				
CONSOLIDATED 1502 - Vote by	144	83	57.64	36	2	5	4	0				
CONSOLIDATED 1503 0143	163	0	0.00	0	0	0	0	0				
CONSOLIDATED 1503 - Vote by	163	87	53.37	33	1	3	2	0				
CONSOLIDATED 1504 0144	282	0	0.00	0	0	0	0	0				
CONSOLIDATED 1504 - Vote by	282	93	32.98	28	4	3	0	0				
CONSOLIDATED 1505 0145	203	0	0.00	0	0	0	0	0				
CONSOLIDATED 1505 - Vote by	203	54	26.60	12	0	3	2	0				
CONSOLIDATED 1506 0146	10	0	0.00	0	0	0	0	0				
CONSOLIDATED 1506 - Vote by	10	7	70.00	4	0	0	0	0				
CONSOLIDATED 1507 0147	287	0	0.00	0	0	0	0	0				
CONSOLIDATED 1507 - Vote by	287	54	18.82	6	1	4	1	1				
CONSOLIDATED 1508 0148	84	0	0.00	0	0	0	0	0				
CONSOLIDATED 1508 - Vote by	84	36	42.86	8	0	0	1	1				
CONSOLIDATED 1509 0149	182	0	0.00	0	0	0	0	0				
CONSOLIDATED 1509 - Vote by	182	29	15.93	0	0	1	1	0				
CONSOLIDATED 1510 0150	0	0	0.00	0	0	0	0	0				
CONSOLIDATED 1510 - Vote by	0	0	0.00	0	0	0	0	0				
CONSOLIDATED 1511 0151	247	0	0.00	0	0	0	0	0				
CONSOLIDATED 1511 - Vote by	247	129	52.23	52	0	6	2	0				
CONSOLIDATED 1512 0152	78	0	0.00	0	0	0	0	0				
CONSOLIDATED 1512 - Vote by	78	34	43.59	19	0	0	1	0				
CONSOLIDATED 1513 0153	261	0	0.00	0	0	0	0	0				

KINGS COUNTY Statement of Vote

KIN_20160607_E

June 7, 2016

REPUBLICAN PRES PREF - REP										
300010	Registration	Ballots Cast	Turnout (%)	DONALD TRUMP	BEN CARSON	TED CRUZ	JOHN R. KASICH	JIM GILMORE		
CONSOLIDATED 1513 - Vote by	261	135	51.72	59	4	7	1	0		
CONSOLIDATED 1514 0154	2	0	0.00	0	0	0	0	0		
CONSOLIDATED 1514 - Vote by	2	2	100.00	0	0	0	0	0		
CONSOLIDATED 1515 0155	315	0	0.00	0	0	0	0	0		
CONSOLIDATED 1515 - Vote by	315	91	28.89	10	1	1	1	0		
CONSOLIDATED 1516 0156	268	0	0.00	0	0	0	0	0		
CONSOLIDATED 1516 - Vote by	268	122	45.52	34	0	1	3	0		
CONSOLIDATED 1517 0157	299	0	0.00	0	0	0	0	0		
CONSOLIDATED 1517 - Vote by	299	107	35.79	20	4	2	1	0		
CONSOLIDATED 1518 0158	145	0	0.00	0	0	0	0	0		
CONSOLIDATED 1518 - Vote by	145	54	37.24	24	1	0	0	0		
CONSOLIDATED 1519 0159	13	0	0.00	0	0	0	0	0		
CONSOLIDATED 1519 - Vote by	13	2	15.38	1	0	0	0	0		
CONSOLIDATED 1520 0160	196	0	0.00	0	0	0	0	0		
CONSOLIDATED 1520 - Vote by	196	99	50.51	57	1	3	5	0		
CONSOLIDATED 1521 0161	122	0	0.00	0	0	0	0	0		
CONSOLIDATED 1521 - Vote by	122	76	62.30	44	1	4	3	0		
CONSOLIDATED 1522 0162	9	0	0.00	0	0	0	0	0		
CONSOLIDATED 1522 - Vote by	9	6	66.67	6	0	0	0	0		
CONSOLIDATED 1523 0163	39	0	0.00	0	0	0	0	0		
CONSOLIDATED 1523 - Vote by	39	29	74.36	18	1	3	0	0		
CONSOLIDATED 1524 0164	245	0	0.00	0	0	0	0	0		
CONSOLIDATED 1524 - Vote by	245	154	62.86	87	3	11	7	1		
CONSOLIDATED 1525 0165	174	0	0.00	0	0	0	0	0		
CONSOLIDATED 1525 - Vote by	174	97	55.76	53	1	8	2	0		
CONSOLIDATED 1526 0166	29	0	0.00	0	0	0	0	0		
CONSOLIDATED 1526 - Vote by	29	15	51.72	14	0	0	0	0		
CONSOLIDATED 1527 0167	17	0	0.00	0	0	0	0	0		
CONSOLIDATED 1527 - Vote by	17	14	82.35	5	0	0	2	0		
CONSOLIDATED 1528 0168	0	0	0.00	0	0	0	0	0		
CONSOLIDATED 1528 - Vote by	0	0	0.00	0	0	0	0	0		
CONSOLIDATED 1529 0169	15	0	0.00	0	0	0	0	0		
CONSOLIDATED 1529 - Vote by	15	4	26.67	0	0	0	0	0		
CONSOLIDATED 1530 0170	146	0	0.00	0	0	0	0	0		
CONSOLIDATED 1530 - Vote by	146	69	47.26	22	1	3	0	0		
CONSOLIDATED 1531 0171	1	0	0.00	0	0	0	0	0		
CONSOLIDATED 1531 - Vote by	1	0	0.00	0	0	0	0	0		
CONSOLIDATED 1532 0172	182	0	0.00	0	0	0	0	0		
CONSOLIDATED 1532 - Vote by	182	76	41.76	22	2	4	2	0		
CONSOLIDATED 1533 0173	26	0	0.00	0	0	0	0	0		
CONSOLIDATED 1533 - Vote by	26	2	7.69	0	0	0	0	0		
CONSOLIDATED 1534 0174	94	0	0.00	0	0	0	0	0		
CONSOLIDATED 1534 - Vote by	94	54	57.45	23	4	3	0	0		
CONSOLIDATED 1535 0175	130	0	0.00	0	0	0	0	0		
CONSOLIDATED 1535 - Vote by	130	44	33.85	19	0	0	1	0		
CONSOLIDATED 1536 0176	48	0	0.00	0	0	0	0	0		
CONSOLIDATED 1536 - Vote by	48	24	50.00	5	0	2	0	0		
CONSOLIDATED 1537 0177	217	0	0.00	0	0	0	0	0		
CONSOLIDATED 1537 - Vote by	217	117	53.92	63	0	2	3	0		
CONSOLIDATED 1538 0178	65	0	0.00	0	0	0	0	0		
CONSOLIDATED 1538 - Vote by	65	36	55.38	22	0	3	0	1		
CONSOLIDATED 1539 0179	114	0	0.00	0	0	0	0	0		
CONSOLIDATED 1539 - Vote by	114	68	59.65	48	1	2	1	0		
CONSOLIDATED 1540 0180	223	0	0.00	0	0	0	0	0		
CONSOLIDATED 1540 - Vote by	223	113	50.67	57	2	4	7	0		
CONSOLIDATED 1541 0181	43	0	0.00	0	0	0	0	0		
CONSOLIDATED 1541 - Vote by	43	17	39.53	6	0	0	1	1		
CONSOLIDATED 1542 0182	12	0	0.00	0	0	0	0	0		
CONSOLIDATED 1542 - Vote by	12	9	75.00	5	0	0	1	0		
Precinct Totals	48523	3687	7.60	1331	78	220	90	11		

KINGS COUNTY Statement of Vote
KIN_20160607_E

300010	REPUBLICAN PRES PREF - REP													
	Registration	Ballots Cast	Turnout (%)	DONALD TRUMP	BEN CARSON	TED CRUZ	JOHN R. KASICH	JIM GILMORE						
Vote by Mail Totals	48523	16074	33.13	6115	282	702	392	51						
Grand Totals	48523	19761	40.73	7446	360	922	482	62						
21st CONGRESSIONAL	48523	19761	40.73	7446	360	922	482	62						
14th SENATE	48523	19761	40.73	7446	360	922	482	62						
32nd ASSEMBLY	48523	19761	40.73	7446	360	922	482	62						
1st Distict of Equalization	48523	19761	40.73	7446	360	922	482	62						
1st SUPE DISTRICT	8103	3014	37.20	1133	53	160	76	15						
2nd SUPE DISTRICT	7392	2511	33.97	555	26	89	30	6						
3rd SUPE DISTRICT	10742	4802	44.70	2149	103	250	123	17						
4th SUPE DISTRICT	10272	3868	37.68	1271	72	185	78	13						
5th SUPE DISTRICT	12014	5568	46.33	2338	106	238	175	11						
KINGS COUNTY	48523	19761	40.73	7446	360	922	482	62						
AVENAL	1785	517	28.96	69	8	13	4	3						
CORCORAN	4180	1466	35.07	302	15	53	10	2						
HANFORD	22624	9436	41.71	3514	202	444	270	26						
LEMOORE	9473	3616	38.17	1376	68	187	84	18						
UNINCORPORATED	10461	4726	45.18	2185	67	225	114	13						

June 7, 2016

KIN_20160607_E

AMERICAN INDEPENDENT PRES PEF - AMERICAN INDEPENDENT

400011

	Registration	Ballots Cast	Turnout (%)	ROBERT ORNELAS	ALAN SPEARS	WILEY DRAKE	JAMES HEDGES	THOMAS HOEFLING	ARTHUR HARRIS	J.R. MYERS
CONSOLIDATED 101 0001	805	101	12.55	0	0	0	0	0	0	0
CONSOLIDATED 101 - Vote by M	805	195	24.22	0	0	1	0	0	0	0
CONSOLIDATED 102 0002	1265	136	10.75	0	0	0	0	0	0	0
CONSOLIDATED 102 - Vote by M	1265	264	20.87	0	0	1	1	2	0	0
CONSOLIDATED 103 0003	2077	276	13.29	1	0	0	1	1	1	0
CONSOLIDATED 103 - Vote by M	2077	567	27.30	0	0	1	2	0	1	0
CONSOLIDATED 104 0004	566	74	13.07	0	0	0	0	0	0	0
CONSOLIDATED 104 - Vote by M	566	154	27.21	0	0	1	0	0	0	0
CONSOLIDATED 105 0005	337	45	13.35	1	0	0	0	0	0	0
CONSOLIDATED 105 - Vote by M	337	106	31.45	0	0	0	0	0	0	0
CONSOLIDATED 106 0006	973	105	10.79	0	0	0	1	0	0	0
CONSOLIDATED 106 - Vote by M	973	273	28.06	0	0	0	1	0	0	0
CONSOLIDATED 107 0007	760	77	10.13	0	0	0	0	0	0	0
CONSOLIDATED 107 - Vote by M	760	161	21.18	0	0	0	0	0	0	0
CONSOLIDATED 108 0008	311	42	13.50	1	0	0	0	0	0	0
CONSOLIDATED 108 - Vote by M	311	64	20.58	0	0	0	0	0	0	0
CONSOLIDATED 201 0009	706	73	10.34	0	0	0	0	0	0	0
CONSOLIDATED 201 - Vote by M	706	132	18.70	0	0	0	0	0	0	0
CONSOLIDATED 202 0010	828	91	10.99	1	0	0	0	0	0	0
CONSOLIDATED 202 - Vote by M	828	236	28.50	0	0	0	0	0	0	0
CONSOLIDATED 203 0011	1629	110	6.75	0	0	0	0	0	0	0
CONSOLIDATED 203 - Vote by M	1629	422	25.91	1	0	0	0	0	1	0
CONSOLIDATED 204 0012	1023	113	11.05	0	0	0	0	0	0	0
CONSOLIDATED 204 - Vote by M	1023	199	19.45	0	0	0	0	1	0	0
CONSOLIDATED 205 0013	762	69	9.06	0	0	0	0	0	0	0
CONSOLIDATED 205 - Vote by M	762	136	17.85	0	0	0	0	0	0	0
CONSOLIDATED 301 0014	929	123	13.24	0	0	0	0	0	0	0
CONSOLIDATED 301 - Vote by M	929	347	37.35	2	1	2	1	0	0	0
CONSOLIDATED 302 0015	1266	134	10.58	0	0	0	0	0	1	0
CONSOLIDATED 302 - Vote by M	1266	414	32.70	1	0	0	1	0	0	0
CONSOLIDATED 303 0016	1100	140	12.73	0	0	0	0	0	0	0
CONSOLIDATED 303 - Vote by M	1100	297	27.00	0	0	0	0	0	0	0
CONSOLIDATED 304 0017	803	83	10.34	0	1	0	0	0	0	0
CONSOLIDATED 304 - Vote by M	803	281	34.99	2	0	0	1	0	0	0
CONSOLIDATED 305 0018	464	47	10.13	0	0	0	0	0	0	0
CONSOLIDATED 305 - Vote by M	464	129	27.80	0	0	0	0	0	0	0
CONSOLIDATED 306 0019	624	63	10.10	0	0	0	0	0	0	0
CONSOLIDATED 306 - Vote by M	624	182	29.17	0	0	0	0	0	1	0
CONSOLIDATED 307 0020	1297	180	13.88	0	0	0	0	0	1	0
CONSOLIDATED 307 - Vote by M	1297	343	26.45	0	0	0	0	0	0	1
CONSOLIDATED 308 0021	542	49	9.04	0	0	0	0	0	0	0
CONSOLIDATED 308 - Vote by M	542	118	21.77	1	0	0	0	0	0	1
CONSOLIDATED 309 0022	715	156	21.82	0	0	0	0	0	0	0
CONSOLIDATED 309 - Vote by M	715	222	31.05	0	0	0	1	0	0	0
CONSOLIDATED 401 0023	997	70	7.02	0	0	0	0	0	0	0
CONSOLIDATED 401 - Vote by M	997	348	34.90	1	0	0	0	1	0	0
CONSOLIDATED 402 0024	1364	180	13.20	0	0	0	0	0	0	0
CONSOLIDATED 402 - Vote by M	1364	457	33.50	0	0	0	1	0	0	2
CONSOLIDATED 403 0025	667	77	11.54	2	0	0	0	0	0	0
CONSOLIDATED 403 - Vote by M	667	177	26.54	0	2	0	0	0	0	0
CONSOLIDATED 404 0026	434	25	5.76	0	0	0	0	0	0	0
CONSOLIDATED 404 - Vote by M	434	74	17.05	0	0	0	0	0	0	0
CONSOLIDATED 405 0027	1640	121	7.38	0	1	0	0	0	0	0
CONSOLIDATED 405 - Vote by M	1640	376	22.93	0	0	0	0	0	0	0
CONSOLIDATED 406 0028	542	44	8.12	0	0	0	0	0	0	0
CONSOLIDATED 406 - Vote by M	542	143	26.36	0	1	0	0	0	0	0
CONSOLIDATED 407 0029	751	98	13.05	2	0	0	0	0	0	0
CONSOLIDATED 407 - Vote by M	751	185	24.63	0	0	0	0	1	0	0
CONSOLIDATED 501 0030	539	75	13.91	1	0	0	0	0	0	0
CONSOLIDATED 501 - Vote by M	539	272	50.46	0	0	0	0	0	0	0
CONSOLIDATED 502 0031	1000	130	13.00	0	1	0	0	0	0	0

400011		AMERICAN INDEPENDENT PRES PREF - AMERICAN INDEPENDENT												
	Registration	Ballots Cast	Turnout (%)	ROBERT ORNELAS	ALAN SPEARS	WILEY DRAKE	JAMES HEDGES	THOMAS HOEFLING	ARTHUR HARRIS	J.R. MYERS				
CONSOLIDATED 1315 - Vote by	187	55	29.41	0	0	0	0	0	0	0				
CONSOLIDATED 1316 0093	38	0	0.00	0	0	0	0	0	0	0				
CONSOLIDATED 1316 - Vote by	38	17	44.74	0	0	0	0	0	0	0				
CONSOLIDATED 1317 0094	38	0	0.00	0	0	0	0	0	0	0				
CONSOLIDATED 1317 - Vote by	38	23	60.53	0	0	0	0	0	0	0				
CONSOLIDATED 1318 0095	235	0	0.00	0	0	0	0	0	0	0				
CONSOLIDATED 1318 - Vote by	235	120	51.06	1	0	0	0	0	0	0				
CONSOLIDATED 1319 0096	4	0	0.00	0	0	0	0	0	0	0				
CONSOLIDATED 1319 - Vote by	4	4	100.00	0	0	0	0	0	0	0				
CONSOLIDATED 1320 0097	20	0	0.00	0	0	0	0	0	0	0				
CONSOLIDATED 1320 - Vote by	20	14	70.00	0	0	0	0	0	0	0				
CONSOLIDATED 1321 0098	5	0	0.00	0	0	0	0	0	0	0				
CONSOLIDATED 1321 - Vote by	5	3	60.00	0	0	0	0	0	0	0				
CONSOLIDATED 1322 0099	73	0	0.00	0	0	0	0	0	0	0				
CONSOLIDATED 1322 - Vote by	73	43	58.90	0	0	0	0	0	0	0				
CONSOLIDATED 1323 0100	12	0	0.00	0	0	0	0	0	0	0				
CONSOLIDATED 1323 - Vote by	12	7	58.33	0	0	0	0	0	0	1				
CONSOLIDATED 1324 0101	66	0	0.00	0	0	0	0	0	0	0				
CONSOLIDATED 1324 - Vote by	66	21	37.50	0	0	0	0	0	0	0				
CONSOLIDATED 1325 0102	19	0	0.00	0	0	0	0	0	0	0				
CONSOLIDATED 1325 - Vote by	19	10	52.63	0	0	0	0	0	0	0				
CONSOLIDATED 1326 0103	142	0	0.00	0	0	0	0	0	0	0				
CONSOLIDATED 1326 - Vote by	142	47	33.10	0	0	0	0	0	0	0				
CONSOLIDATED 1327 0104	32	0	0.00	0	0	0	0	0	0	0				
CONSOLIDATED 1327 - Vote by	32	11	34.38	0	0	0	0	0	0	0				
CONSOLIDATED 1401 0105	22	0	0.00	0	0	0	0	0	0	0				
CONSOLIDATED 1401 - Vote by	22	4	18.18	0	0	0	0	0	0	0				
CONSOLIDATED 1402 0106	72	0	0.00	0	0	0	0	0	0	0				
CONSOLIDATED 1402 - Vote by	72	33	45.83	0	0	0	0	0	0	0				
CONSOLIDATED 1403 0107	174	0	0.00	0	0	0	0	0	0	0				
CONSOLIDATED 1403 - Vote by	174	53	30.46	0	0	0	0	0	0	0				
CONSOLIDATED 1404 0108	51	0	0.00	0	0	0	0	0	0	0				
CONSOLIDATED 1404 - Vote by	51	15	29.41	0	0	0	0	0	0	0				
CONSOLIDATED 1405 0109	53	0	0.00	0	0	0	0	0	0	0				
CONSOLIDATED 1405 - Vote by	53	22	41.51	1	0	0	0	0	0	0				
CONSOLIDATED 1406 0110	282	0	0.00	0	0	0	0	0	0	0				
CONSOLIDATED 1406 - Vote by	282	86	30.50	0	0	0	0	0	0	0				
CONSOLIDATED 1407 0111	248	0	0.00	0	0	0	0	0	0	0				
CONSOLIDATED 1407 - Vote by	248	88	35.48	0	0	0	0	0	0	0				
CONSOLIDATED 1408 0112	167	0	0.00	0	0	0	0	0	0	0				
CONSOLIDATED 1408 - Vote by	167	48	28.74	0	0	0	0	0	0	2				
CONSOLIDATED 1409 0113	265	0	0.00	0	0	0	0	0	0	0				
CONSOLIDATED 1409 - Vote by	265	105	39.62	0	0	0	0	0	0	0				
CONSOLIDATED 1410 0114	283	0	0.00	0	0	0	0	0	0	0				
CONSOLIDATED 1410 - Vote by	283	104	36.75	0	0	1	0	0	0	0				
CONSOLIDATED 1411 0115	187	0	0.00	0	0	0	0	0	0	0				
CONSOLIDATED 1411 - Vote by	187	48	25.67	0	0	0	0	0	0	0				
CONSOLIDATED 1412 0116	383	0	0.00	0	0	0	0	0	0	0				
CONSOLIDATED 1412 - Vote by	383	123	32.11	0	0	0	0	1	0	1				
CONSOLIDATED 1413 0117	325	0	0.00	0	0	0	0	0	0	0				
CONSOLIDATED 1413 - Vote by	325	115	35.38	0	0	0	0	0	0	0				
CONSOLIDATED 1414 0118	30	0	0.00	0	0	0	0	0	0	0				
CONSOLIDATED 1414 - Vote by	30	8	26.67	0	0	0	0	0	0	0				
CONSOLIDATED 1415 0119	195	0	0.00	0	0	0	0	0	0	0				
CONSOLIDATED 1415 - Vote by	195	52	26.67	0	0	0	0	0	0	0				
CONSOLIDATED 1416 0120	10	0	0.00	0	0	0	0	0	0	0				
CONSOLIDATED 1416 - Vote by	10	1	10.00	0	0	0	0	0	0	0				
CONSOLIDATED 1417 0121	6	0	0.00	0	0	0	0	0	0	0				
CONSOLIDATED 1417 - Vote by	6	2	33.33	0	0	0	0	0	0	0				
CONSOLIDATED 1418 0122	41	0	0.00	0	0	0	0	0	0	0				
CONSOLIDATED 1418 - Vote by	41	15	36.59	0	0	0	0	0	0	0				

June 7, 2016

KIN_20160607_E

				AMERICAN INDEPENDENT PRES PREF - AMERICAN INDEPENDENT										
400011														
				Registration	Ballots Cast	Turnout (%)	ROBERT ORNELAS	ALAN SPEARS	WILEY DRAKE	JAMES HEDGES	THOMAS HOEFLING	ARTHUR HARRIS	J.R. MYERS	
CONSOLIDATED 1513 - Vote by	261	135	51.72											
CONSOLIDATED 1514 0154	2	0	0.00											
CONSOLIDATED 1514 - Vote by	2	2	100.00											
CONSOLIDATED 1515 0155	315	0	0.00											
CONSOLIDATED 1515 - Vote by	315	91	28.89											
CONSOLIDATED 1516 0156	268	0	0.00											
CONSOLIDATED 1516 - Vote by	268	122	45.52			1		2						
CONSOLIDATED 1517 0157	299	0	0.00											
CONSOLIDATED 1517 - Vote by	299	107	35.79											
CONSOLIDATED 1518 0158	145	0	0.00											
CONSOLIDATED 1518 - Vote by	145	54	37.24											
CONSOLIDATED 1519 0159	13	0	0.00											
CONSOLIDATED 1519 - Vote by	13	2	15.38											
CONSOLIDATED 1520 0160	196	0	0.00											
CONSOLIDATED 1520 - Vote by	196	99	50.51										1	
CONSOLIDATED 1521 0161	122	0	0.00											
CONSOLIDATED 1521 - Vote by	122	76	62.30											
CONSOLIDATED 1522 0162	9	0	0.00											
CONSOLIDATED 1522 - Vote by	9	6	66.67											
CONSOLIDATED 1523 0163	39	0	0.00											
CONSOLIDATED 1523 - Vote by	39	29	74.36											
CONSOLIDATED 1524 0164	245	0	0.00											
CONSOLIDATED 1524 - Vote by	245	154	62.86											
CONSOLIDATED 1525 0165	174	0	0.00											
CONSOLIDATED 1525 - Vote by	174	97	55.75								2			
CONSOLIDATED 1526 0166	29	0	0.00											
CONSOLIDATED 1526 - Vote by	29	15	51.72											
CONSOLIDATED 1527 0167	17	0	0.00											
CONSOLIDATED 1527 - Vote by	17	14	82.35											
CONSOLIDATED 1528 0168	0	0	0.00											
CONSOLIDATED 1528 - Vote by	0	0	0.00											
CONSOLIDATED 1529 0169	15	0	0.00											
CONSOLIDATED 1529 - Vote by	15	4	26.67											
CONSOLIDATED 1530 0170	146	0	0.00											
CONSOLIDATED 1530 - Vote by	146	69	47.26								1			
CONSOLIDATED 1531 0171	1	0	0.00											
CONSOLIDATED 1531 - Vote by	1	0	0.00											
CONSOLIDATED 1532 0172	182	0	0.00											
CONSOLIDATED 1532 - Vote by	182	76	41.76				1							
CONSOLIDATED 1533 0173	26	0	0.00											
CONSOLIDATED 1533 - Vote by	26	2	7.69											
CONSOLIDATED 1534 0174	94	0	0.00											
CONSOLIDATED 1534 - Vote by	94	54	57.45											
CONSOLIDATED 1535 0175	130	0	0.00											
CONSOLIDATED 1535 - Vote by	130	44	33.85							1				
CONSOLIDATED 1536 0176	48	0	0.00											
CONSOLIDATED 1536 - Vote by	48	24	50.00											
CONSOLIDATED 1537 0177	217	0	0.00											
CONSOLIDATED 1537 - Vote by	217	117	53.92							1				
CONSOLIDATED 1538 0178	65	0	0.00											
CONSOLIDATED 1538 - Vote by	65	36	55.38											
CONSOLIDATED 1539 0179	114	0	0.00											
CONSOLIDATED 1539 - Vote by	114	68	59.65											
CONSOLIDATED 1540 0180	223	0	0.00											
CONSOLIDATED 1540 - Vote by	223	113	50.67											
CONSOLIDATED 1541 0181	43	0	0.00											
CONSOLIDATED 1541 - Vote by	43	17	39.53											
CONSOLIDATED 1542 0182	12	0	0.00											
CONSOLIDATED 1542 - Vote by	12	9	75.00											
Precinct Totals	48523	3697	7.60				10	3	1	4	1	5	0	

AMERICAN INDEPENDENT PRES PREF - AMERICAN INDEPENDENT												
400011	Registration	Ballots Cast	Turnout (%)	ROBERT ORNELAS	ALAN SPEARS	WILEY DRAKE	JAMES HEDGES	THOMAS HOEFLING	ARTHUR HARRIS	J.R. MYERS		
Vote by Mail Totals	48523	16074	33.13	15	11	11	14	9	7	19		
Grand Totals	48523	19761	40.73	25	14	12	18	10	12	19		
21st CONGRESSIONAL	48523	19761	40.73	25	14	12	18	10	12	19		
14th SENATE	48523	19761	40.73	25	14	12	18	10	12	19		
32nd ASSEMBLY	48523	19761	40.73	25	14	12	18	10	12	19		
1st District of Equalization	48523	19761	40.73	25	14	12	18	10	12	19		
1st SUPE DISTRICT	8103	3014	37.20	3	1	4	6	3	4	3		
2nd SUPE DISTRICT	7392	2511	33.97	2	0	0	1	1	2	1		
3rd SUPE DISTRICT	10742	4802	44.70	9	2	4	6	0	3	3		
4th SUPE DISTRICT	10272	3868	37.68	6	4	1	2	3	0	7		
5th SUPE DISTRICT	12014	5566	46.33	5	7	3	3	3	3	5		
KINGS COUNTY	48523	19761	40.73	25	14	12	18	10	12	19		
AVENAL	1785	517	28.96	0	0	0	0	1	1	0		
CORCORAN	4180	1469	35.07	2	0	0	1	0	1	1		
HANFORD	22624	9436	41.71	14	11	6	6	2	4	8		
LEMOORE	9473	3616	38.17	3	1	6	6	3	4	6		
UNINCORPORATED	10461	4726	45.18	6	2	0	5	4	2	4		

		GREEN PRES PREF - GREEN										
500012												
		Registration	Ballots Cast	Turnout (%)	JILL STEIN	DARRYL CHERNEY	WILLIAM KREML	KENT MESPLAY	SEDINAM MOYOWASIFSA-CURRY			
CONSOLIDATED 1220 0062	17	0	0	0.00	0	0	0	0	0			
CONSOLIDATED 1220 - Vote by	17	6	35.29	0	0	0	0	0	0			
CONSOLIDATED 1221 0063	3	0	0.00	0	0	0	0	0	0			
CONSOLIDATED 1221 - Vote by	3	1	33.33	0	0	0	0	0	0			
CONSOLIDATED 1222 0064	21	0	0.00	0	0	0	0	0	0			
CONSOLIDATED 1222 - Vote by	21	5	23.81	0	0	0	0	0	0			
CONSOLIDATED 1223 0065	3	0	0.00	0	0	0	0	0	0			
CONSOLIDATED 1223 - Vote by	3	1	33.33	0	0	0	0	0	0			
CONSOLIDATED 1224 0066	0	0	0.00	0	0	0	0	0	0			
CONSOLIDATED 1224 - Vote by	0	0	0.00	0	0	0	0	0	0			
CONSOLIDATED 1225 0067	54	0	0.00	0	0	0	0	0	0			
CONSOLIDATED 1225 - Vote by	54	18	33.33	0	0	0	0	0	0			
CONSOLIDATED 1226 0068	37	0	0.00	0	0	0	0	0	0			
CONSOLIDATED 1226 - Vote by	37	20	54.05	0	0	0	0	0	0			
CONSOLIDATED 1227 0069	4	0	0.00	0	0	0	0	0	0			
CONSOLIDATED 1227 - Vote by	4	2	50.00	0	0	0	0	0	0			
CONSOLIDATED 1228 0070	108	0	0.00	0	0	0	0	0	0			
CONSOLIDATED 1228 - Vote by	108	50	46.30	0	0	0	0	0	0			
CONSOLIDATED 1229 0071	4	0	0.00	0	0	0	0	0	0			
CONSOLIDATED 1229 - Vote by	4	4	100.00	0	0	0	0	0	0			
CONSOLIDATED 1230 0072	0	0	0.00	0	0	0	0	0	0			
CONSOLIDATED 1230 - Vote by	0	0	0.00	0	0	0	0	0	0			
CONSOLIDATED 1231 0073	201	0	0.00	0	0	0	0	0	0			
CONSOLIDATED 1231 - Vote by	201	68	33.83	0	0	0	0	0	0			
CONSOLIDATED 1232 0074	16	0	0.00	0	0	0	0	0	0			
CONSOLIDATED 1232 - Vote by	16	16	100.00	0	0	0	0	0	0			
CONSOLIDATED 1233 0075	0	0	0.00	0	0	0	0	0	0			
CONSOLIDATED 1233 - Vote by	0	0	0.00	0	0	0	0	0	0			
CONSOLIDATED 1234 0076	103	0	0.00	0	0	0	0	0	0			
CONSOLIDATED 1234 - Vote by	103	49	47.57	0	0	0	0	0	0			
CONSOLIDATED 1235 0077	27	0	0.00	0	0	0	0	0	0			
CONSOLIDATED 1235 - Vote by	27	17	62.96	0	0	0	0	0	0			
CONSOLIDATED 1301 0078	190	0	0.00	0	0	0	0	0	0			
CONSOLIDATED 1301 - Vote by	190	99	52.11	0	0	0	0	0	0			
CONSOLIDATED 1302 0079	299	0	0.00	0	0	0	0	0	0			
CONSOLIDATED 1302 - Vote by	299	139	46.49	0	0	0	0	0	0			
CONSOLIDATED 1303 0080	82	0	0.00	0	0	0	0	0	0			
CONSOLIDATED 1303 - Vote by	82	48	58.54	0	0	0	0	0	0			
CONSOLIDATED 1304 0081	6	0	0.00	0	0	0	0	0	0			
CONSOLIDATED 1304 - Vote by	6	3	50.00	0	0	0	0	0	0			
CONSOLIDATED 1305 0082	217	0	0.00	0	0	0	0	0	0			
CONSOLIDATED 1305 - Vote by	217	127	58.53	0	0	0	0	0	0			
CONSOLIDATED 1306 0083	212	0	0.00	0	0	0	0	0	0			
CONSOLIDATED 1306 - Vote by	212	122	57.55	0	0	0	0	0	0			
CONSOLIDATED 1307 0084	211	0	0.00	0	0	0	0	0	0			
CONSOLIDATED 1307 - Vote by	211	130	61.61	0	0	0	0	0	0			
CONSOLIDATED 1308 0085	267	0	0.00	0	0	0	0	0	0			
CONSOLIDATED 1308 - Vote by	267	159	59.55	0	0	0	0	0	0			
CONSOLIDATED 1309 0086	70	0	0.00	0	0	0	0	0	0			
CONSOLIDATED 1309 - Vote by	70	46	65.71	0	0	0	0	0	0			
CONSOLIDATED 1310 0087	32	0	0.00	0	0	0	0	0	0			
CONSOLIDATED 1310 - Vote by	32	18	56.25	0	0	0	0	0	0			
CONSOLIDATED 1311 0088	293	0	0.00	0	0	0	0	0	0			
CONSOLIDATED 1311 - Vote by	293	112	38.23	0	0	0	0	0	0			
CONSOLIDATED 1312 0089	230	0	0.00	0	0	0	0	0	0			
CONSOLIDATED 1312 - Vote by	230	97	42.17	0	0	0	0	0	0			
CONSOLIDATED 1313 0090	28	0	0.00	0	0	0	0	0	0			
CONSOLIDATED 1313 - Vote by	28	17	60.71	0	0	0	0	0	0			
CONSOLIDATED 1314 0091	4	0	0.00	0	0	0	0	0	0			
CONSOLIDATED 1314 - Vote by	4	2	50.00	0	0	0	0	0	0			
CONSOLIDATED 1315 0092	187	0	0.00	0	0	0	0	0	0			

KINGS COUNTY Statement of Vote
KIN_20160607_E

GREEN PRES PREF - GREEN										
500012	Registration	Ballots Cast	Turnout (%)	JILL STEIN	DARRYL CHERNEY	WILLIAM KREML	KENT MESPLAY	SEDINAM MOYOWASIFSA-CURRY		
CONSOLIDATED 1315 - Vote by	187	55	29.41	0	0	0	0	0	0	0
CONSOLIDATED 1316 0093	38	0	0.00	0	0	0	0	0	0	0
CONSOLIDATED 1316 - Vote by	38	17	44.74	0	0	0	0	0	0	0
CONSOLIDATED 1317 0094	38	0	0.00	0	0	0	0	0	0	0
CONSOLIDATED 1317 - Vote by	38	23	60.53	0	0	0	0	0	0	0
CONSOLIDATED 1318 0095	235	0	0.00	0	0	0	0	0	0	0
CONSOLIDATED 1318 - Vote by	235	120	51.06	0	0	0	0	0	0	0
CONSOLIDATED 1319 0096	4	0	0.00	0	0	0	0	0	0	0
CONSOLIDATED 1319 - Vote by	4	4	100.00	0	0	0	0	0	0	0
CONSOLIDATED 1320 0097	20	0	0.00	0	0	0	0	0	0	0
CONSOLIDATED 1320 - Vote by	20	14	70.00	0	0	0	0	0	0	0
CONSOLIDATED 1321 0098	5	0	0.00	0	0	0	0	0	0	0
CONSOLIDATED 1321 - Vote by	5	3	60.00	0	0	0	0	0	0	0
CONSOLIDATED 1322 0099	73	0	0.00	0	0	0	0	0	0	0
CONSOLIDATED 1322 - Vote by	73	43	58.90	0	0	0	0	0	0	0
CONSOLIDATED 1323 0100	12	0	0.00	0	0	0	0	0	0	0
CONSOLIDATED 1323 - Vote by	12	7	58.33	0	0	0	0	0	0	0
CONSOLIDATED 1324 0101	56	0	0.00	0	0	0	0	0	0	0
CONSOLIDATED 1324 - Vote by	56	21	37.50	0	0	0	0	0	0	0
CONSOLIDATED 1325 0102	19	0	0.00	0	0	0	0	0	0	0
CONSOLIDATED 1325 - Vote by	19	10	52.63	0	0	0	0	0	0	0
CONSOLIDATED 1326 0103	142	0	0.00	0	0	0	0	0	0	0
CONSOLIDATED 1326 - Vote by	142	47	33.10	0	0	0	0	0	0	0
CONSOLIDATED 1327 0104	32	0	0.00	0	0	0	0	0	0	0
CONSOLIDATED 1327 - Vote by	32	11	34.38	0	0	0	0	0	0	0
CONSOLIDATED 1401 0105	22	0	0.00	0	0	0	0	0	0	0
CONSOLIDATED 1401 - Vote by	22	4	18.18	0	0	0	0	0	0	0
CONSOLIDATED 1402 0106	72	0	0.00	0	0	0	0	0	0	0
CONSOLIDATED 1402 - Vote by	72	33	45.83	0	0	0	0	0	0	0
CONSOLIDATED 1403 0107	174	0	0.00	0	0	0	0	0	0	0
CONSOLIDATED 1403 - Vote by	174	53	30.46	0	0	0	0	0	0	0
CONSOLIDATED 1404 0108	51	0	0.00	0	0	0	0	0	0	0
CONSOLIDATED 1404 - Vote by	51	15	29.41	0	0	0	0	0	0	0
CONSOLIDATED 1405 0109	53	0	0.00	0	0	0	0	0	0	0
CONSOLIDATED 1405 - Vote by	53	22	41.51	0	0	0	0	0	0	0
CONSOLIDATED 1406 0110	282	0	0.00	0	0	0	0	0	0	0
CONSOLIDATED 1406 - Vote by	282	86	30.50	0	0	0	0	0	0	0
CONSOLIDATED 1407 0111	248	0	0.00	0	0	0	0	0	0	0
CONSOLIDATED 1407 - Vote by	248	88	35.48	0	0	0	0	0	0	0
CONSOLIDATED 1408 0112	167	0	0.00	0	0	0	0	0	0	0
CONSOLIDATED 1408 - Vote by	167	48	28.74	0	0	0	0	0	0	0
CONSOLIDATED 1409 0113	265	0	0.00	0	0	0	0	0	0	0
CONSOLIDATED 1409 - Vote by	265	105	39.62	0	0	0	0	0	0	0
CONSOLIDATED 1410 0114	283	0	0.00	0	0	0	0	0	0	0
CONSOLIDATED 1410 - Vote by	283	104	36.75	0	0	0	0	0	0	0
CONSOLIDATED 1411 0115	187	0	0.00	0	0	0	0	0	0	0
CONSOLIDATED 1411 - Vote by	187	48	25.67	0	0	0	0	0	0	0
CONSOLIDATED 1412 0116	383	0	0.00	0	0	0	0	0	0	0
CONSOLIDATED 1412 - Vote by	383	123	32.11	0	0	0	0	0	0	0
CONSOLIDATED 1413 0117	326	0	0.00	0	0	0	0	0	0	0
CONSOLIDATED 1413 - Vote by	325	115	35.38	0	0	0	0	0	0	0
CONSOLIDATED 1414 0118	30	0	0.00	0	0	0	0	0	0	0
CONSOLIDATED 1414 - Vote by	30	8	26.67	0	0	0	0	0	0	0
CONSOLIDATED 1415 0119	195	0	0.00	0	0	0	0	0	0	0
CONSOLIDATED 1415 - Vote by	195	52	26.67	0	0	0	0	0	0	0
CONSOLIDATED 1416 0120	10	0	0.00	0	0	0	0	0	0	0
CONSOLIDATED 1416 - Vote by	10	1	10.00	0	0	0	0	0	0	0
CONSOLIDATED 1417 0121	6	0	0.00	0	0	0	0	0	0	0
CONSOLIDATED 1417 - Vote by	6	2	33.33	0	0	0	0	0	0	0
CONSOLIDATED 1418 0122	41	0	0.00	0	0	0	0	0	0	0
CONSOLIDATED 1418 - Vote by	41	15	36.59	0	0	0	0	0	0	0

500012		GREEN PRES PREF - GREEN												
	Registration	Ballots Cast	Turnout (%)	JILL STEIN	DARRYL CHERNEY	WILLIAM KREML	KENT MESPLAY	SEDINAM MOYOWASIFSA-CURRY						
Vote by Mail Totals	48523	16074	33.13	4	1	0	0	1						
Grand Totals	48523	19761	40.73	6	1	0	0	1						
21st CONGRESSIONAL	48523	19761	40.73	6	1	0	0	1						
14th SENATE	48523	19761	40.73	6	1	0	0	1						
32nd ASSEMBLY	48523	19761	40.73	6	1	0	0	1						
1st Distict of Equalization	48523	19761	40.73	6	1	0	0	1						
1st SUPE DISTRICT	8103	3014	37.20	0	0	0	0	0						
2nd SUPE DISTRICT	7392	2511	33.97	3	0	0	0	0						
3rd SUPE DISTRICT	10742	4802	44.70	0	1	0	0	0						
4th SUPE DISTRICT	10272	3868	37.66	2	0	0	0	1						
5th SUPE DISTRICT	12014	5566	46.33	1	0	0	0	0						
KINGS COUNTY	48523	19761	40.73	6	1	0	0	1						
AVENAL	1785	517	28.96	0	0	0	0	0						
CORCORAN	4180	1466	35.07	3	0	0	0	0						
HANFORD	22624	9436	41.71	3	0	0	0	1						
LEMOORE	9473	3616	38.17	0	1	0	0	0						
UNINCORPORATED	10461	4726	45.18	0	0	0	0	0						

June 7, 2016

KIN_20160607_E

				LIBERTARIAN PRES PREF - LIBERTARIAN														
600013																		
				REGISTRATION	BALLOTS CAST	TURNOUT (%)	GARY JOHNSON	MARC FELDMAN	RHETT WHITE FEATHER SMITH	JOY WAYMIRE	STEVE KERBEL	JOHN HALE	JOHN MCAFEE	CECIL INCE	AUSTIN PETERSEN	DARRYL W. PERRY	DERRICK M. REID	JACK ROBINSON, JR.
CONSOLIDATED 1513 - Vote by	261	135	51.72				1											
CONSOLIDATED 1514 0154	2	0	0.00				0											
CONSOLIDATED 1514 - Vote by	2	2	100.00				0											
CONSOLIDATED 1515 0155	315	0	0.00				0											
CONSOLIDATED 1515 - Vote by	315	91	28.89				0											
CONSOLIDATED 1516 0156	268	0	0.00				0											
CONSOLIDATED 1516 - Vote by	268	122	45.52				0											
CONSOLIDATED 1517 0157	299	0	0.00				0											
CONSOLIDATED 1517 - Vote by	299	107	35.79				0											
CONSOLIDATED 1518 0158	145	0	0.00				0											
CONSOLIDATED 1518 - Vote by	145	54	37.24				0											
CONSOLIDATED 1519 0159	13	0	0.00				0											
CONSOLIDATED 1519 - Vote by	13	2	15.38				0											
CONSOLIDATED 1520 0160	196	0	0.00				0											
CONSOLIDATED 1520 - Vote by	196	99	50.51				0											
CONSOLIDATED 1521 0161	122	0	0.00				0											
CONSOLIDATED 1521 - Vote by	122	76	62.30				1											
CONSOLIDATED 1522 0162	9	0	0.00				0											
CONSOLIDATED 1522 - Vote by	9	6	66.67				0											
CONSOLIDATED 1523 0163	39	0	0.00				0											
CONSOLIDATED 1523 - Vote by	39	29	74.36				0											
CONSOLIDATED 1524 0164	245	0	0.00				0											
CONSOLIDATED 1524 - Vote by	245	154	62.86				0											
CONSOLIDATED 1525 0165	174	0	0.00				0											
CONSOLIDATED 1525 - Vote by	174	97	55.75				0											
CONSOLIDATED 1526 0166	29	0	0.00				0											
CONSOLIDATED 1526 - Vote by	29	15	51.72				0											
CONSOLIDATED 1527 0167	17	0	0.00				0											
CONSOLIDATED 1527 - Vote by	17	14	82.35				0											
CONSOLIDATED 1528 0168	0	0	0.00				0											
CONSOLIDATED 1528 - Vote by	0	0	0.00				0											
CONSOLIDATED 1529 0169	15	0	0.00				0											
CONSOLIDATED 1529 - Vote by	15	4	26.67				0											
CONSOLIDATED 1530 0170	146	0	0.00				0											
CONSOLIDATED 1530 - Vote by	146	69	47.26				0											
CONSOLIDATED 1531 0171	1	0	0.00				0											
CONSOLIDATED 1531 - Vote by	1	0	0.00				0											
CONSOLIDATED 1532 0172	182	0	0.00				0											
CONSOLIDATED 1532 - Vote by	182	76	41.76				0											
CONSOLIDATED 1533 0173	26	0	0.00				0											
CONSOLIDATED 1533 - Vote by	26	2	7.69				0											
CONSOLIDATED 1534 0174	94	0	0.00				0											
CONSOLIDATED 1534 - Vote by	94	54	57.45				0											
CONSOLIDATED 1535 0175	130	0	0.00				0											
CONSOLIDATED 1535 - Vote by	130	44	33.85				0											
CONSOLIDATED 1536 0176	48	0	0.00				0											
CONSOLIDATED 1536 - Vote by	48	24	50.00				0											
CONSOLIDATED 1537 0177	217	0	0.00				0											
CONSOLIDATED 1537 - Vote by	217	117	53.92				0											
CONSOLIDATED 1538 0178	65	0	0.00				0											
CONSOLIDATED 1538 - Vote by	65	36	55.38				0											
CONSOLIDATED 1539 0179	114	0	0.00				0											
CONSOLIDATED 1539 - Vote by	114	68	59.65				0											
CONSOLIDATED 1540 0180	223	0	0.00				0											
CONSOLIDATED 1540 - Vote by	223	113	50.67				0											
CONSOLIDATED 1541 0181	43	0	0.00				0											
CONSOLIDATED 1541 - Vote by	43	17	39.53				0											
CONSOLIDATED 1542 0182	12	0	0.00				0											
CONSOLIDATED 1542 - Vote by	12	9	75.00				0											
Precinct Totals	48523	3687	7.60				5			2				1				1

KINGS COUNTY Statement of Vote
KIN_20160607_E

LIBERTARIAN PRES PREF - LIBERTARIAN															
600013	Registration	Ballots Cast	Turnout (%)	GARY JOHNSON	MARC FELDMAN	RHETT WHITE FEATHER SMITH	JOY WAYMIRE	STEVE KERBEL	JOHN HALE	JOHN MCAFEE	CECIL INCE	AUSTIN PETERSEN	DARRYL W. PERRY	DERRICK M. REID	JACK ROBINSON, JR.
Vote by Mail Totals	48523	16074	33.13	21	0	1	4	0	1	5	0	8	4	0	1
Grand Totals	48523	19761	40.73	26	0	3	4	0	1	6	1	9	4	0	2
21st CONGRESSIONAL	48523	19761	40.73	26	0	3	4	0	1	6	1	9	4	0	2
14th SENATE	48523	19761	40.73	26	0	3	4	0	1	6	1	9	4	0	2
32nd ASSEMBLY	48523	19761	40.73	26	0	3	4	0	1	6	1	9	4	0	2
1st Distict of Equalization	48523	19761	40.73	26	0	3	4	0	1	6	1	9	4	0	2
1st SUPE DISTRICT	8103	3014	37.20	5	0	0	2	0	0	1	0	1	0	0	1
2nd SUPE DISTRICT	7392	2511	33.97	3	0	0	0	0	0	0	1	0	0	0	0
3rd SUPE DISTRICT	10742	4802	44.70	4	0	0	1	0	1	0	0	3	1	0	0
4th SUPE DISTRICT	10272	3868	37.66	5	0	2	1	0	0	1	0	1	1	0	0
5th SUPE DISTRICT	12014	5566	46.33	9	0	1	0	0	0	4	0	4	1	0	1
KINGS COUNTY	48523	19761	40.73	26	0	3	4	0	1	6	1	9	4	0	2
AVENAL	1785	517	28.96	0	0	0	0	0	0	0	1	0	0	0	0
CORCORAN	4180	1466	35.07	2	0	0	0	0	0	0	0	0	1	0	0
HANFORD	22624	9436	41.71	14	0	2	2	0	0	4	0	2	2	0	1
LEMOORE	9473	3616	38.17	6	0	0	1	0	1	1	0	2	1	0	1
UNINCORPORATED	10461	4726	45.18	4	0	1	1	0	0	1	0	5	0	0	0

June 7,2016

KIN_20160607_E

700014		PEACE AND FREEDOM PRES PREF - PEACE AND FREEDOM										
	Registration	Ballots Cast	Turnout (%)	GLORIA ESTELA LA RIVA	LYNN S. KAHN	MONICA MOOREHEAD						
CONSOLIDATED 101 0001	805	101	12.55	0	0	0						
CONSOLIDATED 101 - Vote by M	805	195	24.22	0	0	0						
CONSOLIDATED 102 0002	1265	136	10.75	0	0	0						
CONSOLIDATED 102 - Vote by M	1265	264	20.87	0	0	0						
CONSOLIDATED 103 0003	2077	276	13.29	0	0	0						
CONSOLIDATED 103 - Vote by M	2077	567	27.30	0	0	0						
CONSOLIDATED 104 0004	566	74	13.07	0	0	0						
CONSOLIDATED 104 - Vote by M	566	154	27.21	0	0	0						
CONSOLIDATED 105 0005	337	45	13.35	0	0	0						
CONSOLIDATED 105 - Vote by M	337	106	31.45	0	0	0						
CONSOLIDATED 106 0006	973	105	10.79	0	0	0						
CONSOLIDATED 106 - Vote by M	973	273	28.06	0	0	0						
CONSOLIDATED 107 0007	760	77	10.13	0	0	0						
CONSOLIDATED 107 - Vote by M	760	161	21.18	0	0	0						
CONSOLIDATED 108 0008	311	42	13.50	0	0	0						
CONSOLIDATED 108 - Vote by M	311	64	20.58	0	0	0						
CONSOLIDATED 201 0009	706	73	10.34	0	0	0						
CONSOLIDATED 201 - Vote by M	706	132	18.70	0	0	0						
CONSOLIDATED 202 0010	828	91	10.99	0	0	0						
CONSOLIDATED 202 - Vote by M	828	236	28.50	2	0	0						
CONSOLIDATED 203 0011	1629	110	6.75	0	0	0						
CONSOLIDATED 203 - Vote by M	1629	422	25.91	0	0	0						
CONSOLIDATED 204 0012	1023	113	11.05	0	0	0						
CONSOLIDATED 204 - Vote by M	1023	199	19.45	0	0	0						
CONSOLIDATED 205 0013	762	69	9.06	0	0	0						
CONSOLIDATED 205 - Vote by M	762	136	17.85	0	0	0						
CONSOLIDATED 301 0014	929	123	13.24	0	0	0						
CONSOLIDATED 301 - Vote by M	929	347	37.35	0	0	0						
CONSOLIDATED 302 0015	1266	134	10.59	0	0	0						
CONSOLIDATED 302 - Vote by M	1266	414	32.70	0	0	0						
CONSOLIDATED 303 0016	1100	140	12.73	0	0	0						
CONSOLIDATED 303 - Vote by M	1100	297	27.00	0	0	0						
CONSOLIDATED 304 0017	803	83	10.34	0	0	0						
CONSOLIDATED 304 - Vote by M	803	281	34.99	0	0	0						
CONSOLIDATED 305 0018	464	47	10.13	0	0	0						
CONSOLIDATED 305 - Vote by M	464	129	27.80	0	0	0						
CONSOLIDATED 306 0019	624	63	10.10	0	0	0						
CONSOLIDATED 306 - Vote by M	624	182	29.17	0	0	0						
CONSOLIDATED 307 0020	1297	180	13.88	0	0	0						
CONSOLIDATED 307 - Vote by M	1297	343	26.45	0	0	0						
CONSOLIDATED 308 0021	542	49	9.04	0	0	0						
CONSOLIDATED 308 - Vote by M	542	118	21.77	0	0	0						
CONSOLIDATED 309 0022	715	156	21.82	0	0	0						
CONSOLIDATED 309 - Vote by M	715	222	31.05	0	0	0						
CONSOLIDATED 401 0023	997	70	7.02	0	0	0						
CONSOLIDATED 401 - Vote by M	997	348	34.90	0	0	0						
CONSOLIDATED 402 0024	1364	180	13.20	0	0	0						
CONSOLIDATED 402 - Vote by M	1364	457	33.50	0	0	0						
CONSOLIDATED 403 0025	667	77	11.54	0	0	0						
CONSOLIDATED 403 - Vote by M	667	177	26.54	0	0	0						
CONSOLIDATED 404 0026	434	25	5.76	0	0	0						
CONSOLIDATED 404 - Vote by M	434	74	17.05	1	0	0						
CONSOLIDATED 405 0027	1640	121	7.38	0	0	0						
CONSOLIDATED 405 - Vote by M	1640	376	22.93	0	0	0						
CONSOLIDATED 406 0028	542	44	8.12	0	0	0						
CONSOLIDATED 406 - Vote by M	542	143	26.38	0	0	0						
CONSOLIDATED 407 0029	751	98	13.05	0	0	0						
CONSOLIDATED 407 - Vote by M	751	185	24.63	0	0	0						
CONSOLIDATED 501 0030	539	75	13.91	0	0	0						
CONSOLIDATED 501 - Vote by M	539	272	50.46	0	0	0						
CONSOLIDATED 502 0031	1000	130	13.00	0	0	0						

700014		PEACE AND FREEDOM PRES PREF - PEACE AND FREEDOM											
	Registration	Ballots Cast	Turnout (%)	GLORIA ESTELA LA RIVA	LYNN S. KAHN	MONICA MOOREHEAD							
CONSOLIDATED 1220 - 0062	17	0	0.00	0	0	0							
CONSOLIDATED 1220 - Vote by	17	6	35.29	0	0	0							
CONSOLIDATED 1221 - 0063	3	0	0.00	0	0	0							
CONSOLIDATED 1221 - Vote by	3	1	33.33	0	0	0							
CONSOLIDATED 1222 - 0064	21	0	0.00	0	0	0							
CONSOLIDATED 1222 - Vote by	21	5	23.81	0	0	0							
CONSOLIDATED 1223 - 0065	3	0	0.00	0	0	0							
CONSOLIDATED 1223 - Vote by	3	1	33.33	0	0	0							
CONSOLIDATED 1224 - 0066	0	0	0.00	0	0	0							
CONSOLIDATED 1224 - Vote by	0	0	0.00	0	0	0							
CONSOLIDATED 1225 - 0067	54	0	0.00	0	0	0							
CONSOLIDATED 1225 - Vote by	54	18	33.33	0	0	0							
CONSOLIDATED 1226 - 0068	37	0	0.00	0	0	0							
CONSOLIDATED 1226 - Vote by	37	20	54.05	0	0	0							
CONSOLIDATED 1227 - 0069	4	0	0.00	0	0	0							
CONSOLIDATED 1227 - Vote by	4	2	50.00	0	0	0							
CONSOLIDATED 1228 - 0070	108	0	0.00	0	0	0							
CONSOLIDATED 1228 - Vote by	108	60	46.30	0	0	0							
CONSOLIDATED 1229 - 0071	4	0	0.00	0	0	0							
CONSOLIDATED 1229 - Vote by	4	4	100.00	0	0	0							
CONSOLIDATED 1230 - 0072	0	0	0.00	0	0	0							
CONSOLIDATED 1230 - Vote by	0	0	0.00	0	0	0							
CONSOLIDATED 1231 - 0073	201	0	0.00	0	0	0							
CONSOLIDATED 1231 - Vote by	201	68	33.83	0	0	0							
CONSOLIDATED 1232 - 0074	16	0	0.00	0	0	0							
CONSOLIDATED 1232 - Vote by	16	16	100.00	0	0	0							
CONSOLIDATED 1233 - 0075	0	0	0.00	0	0	0							
CONSOLIDATED 1233 - Vote by	0	0	0.00	0	0	0							
CONSOLIDATED 1234 - 0076	103	0	0.00	0	0	0							
CONSOLIDATED 1234 - Vote by	103	49	47.57	0	0	0							
CONSOLIDATED 1235 - 0077	27	0	0.00	0	0	0							
CONSOLIDATED 1235 - Vote by	27	17	62.96	0	0	0							
CONSOLIDATED 1301 - 0078	190	0	0.00	0	0	0							
CONSOLIDATED 1301 - Vote by	190	99	52.11	0	0	0							
CONSOLIDATED 1302 - 0079	299	0	0.00	0	0	0							
CONSOLIDATED 1302 - Vote by	299	139	46.49	0	0	0							
CONSOLIDATED 1303 - 0080	82	0	0.00	0	0	0							
CONSOLIDATED 1303 - Vote by	82	48	58.54	0	0	0							
CONSOLIDATED 1304 - 0081	6	0	0.00	0	0	0							
CONSOLIDATED 1304 - Vote by	6	3	50.00	0	0	0							
CONSOLIDATED 1305 - 0082	217	0	0.00	0	0	0							
CONSOLIDATED 1305 - Vote by	217	127	58.53	0	0	0							
CONSOLIDATED 1306 - 0083	212	0	0.00	0	0	0							
CONSOLIDATED 1306 - Vote by	212	122	57.55	0	0	0							
CONSOLIDATED 1307 - 0084	211	0	0.00	0	0	0							
CONSOLIDATED 1307 - Vote by	211	130	61.61	0	0	0							
CONSOLIDATED 1308 - 0085	267	0	0.00	0	0	0							
CONSOLIDATED 1308 - Vote by	267	159	59.55	0	0	0							
CONSOLIDATED 1309 - 0086	70	0	0.00	0	0	0							
CONSOLIDATED 1309 - Vote by	70	46	65.71	0	0	0							
CONSOLIDATED 1310 - 0087	32	0	0.00	0	0	0							
CONSOLIDATED 1310 - Vote by	32	18	56.25	0	0	0							
CONSOLIDATED 1311 - 0088	293	0	0.00	0	0	0							
CONSOLIDATED 1311 - Vote by	293	112	38.23	0	0	0							
CONSOLIDATED 1312 - 0089	230	0	0.00	0	0	0							
CONSOLIDATED 1312 - Vote by	230	97	42.17	0	0	0							
CONSOLIDATED 1313 - 0090	28	0	0.00	0	0	0							
CONSOLIDATED 1313 - Vote by	28	17	60.71	0	0	0							
CONSOLIDATED 1314 - 0091	4	0	0.00	0	0	0							
CONSOLIDATED 1314 - Vote by	4	2	50.00	0	0	0							
CONSOLIDATED 1315 - 0092	187	0	0.00	0	0	0							

June 7, 2016

KIN_20160607_E

700014		PEACE AND FREEDOM PRES PREF - PEACE AND FREEDOM											
	Registration	Ballots Cast	Turnout (%)	GLORIA ESTELA LA RIVA	LYNN S. KAHN	MONICA MOOREHEAD							137
CONSOLIDATED 1419 0123	205	0	0.00	0	0	0							
CONSOLIDATED 1419 - Vote by	205	109	53.17	0	0	0							
CONSOLIDATED 1420 0124	153	0	0.00	0	0	0							
CONSOLIDATED 1420 - Vote by	153	83	54.25	0	0	0							
CONSOLIDATED 1421 0125	12	0	0.00	0	0	0							
CONSOLIDATED 1421 - Vote by	12	10	83.33	0	0	0							
CONSOLIDATED 1422 0126	87	0	0.00	0	0	0							
CONSOLIDATED 1422 - Vote by	87	28	32.18	0	0	0							
CONSOLIDATED 1423 0127	35	0	0.00	0	0	0							
CONSOLIDATED 1423 - Vote by	35	7	20.00	0	0	0							
CONSOLIDATED 1424 0128	25	0	0.00	0	0	0							
CONSOLIDATED 1424 - Vote by	25	6	24.00	0	0	0							
CONSOLIDATED 1425 0129	13	0	0.00	0	0	0							
CONSOLIDATED 1425 - Vote by	13	4	30.77	0	0	0							
CONSOLIDATED 1426 0130	54	0	0.00	0	0	0							
CONSOLIDATED 1426 - Vote by	54	26	48.15	0	0	0							
CONSOLIDATED 1427 0131	103	0	0.00	0	0	0							
CONSOLIDATED 1427 - Vote by	103	53	51.46	0	0	0							
CONSOLIDATED 1428 0132	72	0	0.00	0	0	0							
CONSOLIDATED 1428 - Vote by	72	45	62.50	0	0	0							
CONSOLIDATED 1429 0133	54	0	0.00	0	0	0							
CONSOLIDATED 1429 - Vote by	54	29	53.70	0	0	0							
CONSOLIDATED 1430 0134	7	0	0.00	0	0	0							
CONSOLIDATED 1430 - Vote by	7	3	42.86	0	0	0							
CONSOLIDATED 1431 0135	18	0	0.00	0	0	0							
CONSOLIDATED 1431 - Vote by	18	8	44.44	0	0	0							
CONSOLIDATED 1432 0136	39	0	0.00	0	0	0							
CONSOLIDATED 1432 - Vote by	39	20	51.28	0	0	0							
CONSOLIDATED 1433 0137	17	0	0.00	0	0	0							
CONSOLIDATED 1433 - Vote by	17	8	47.06	0	0	0							
CONSOLIDATED 1434 0138	130	0	0.00	0	0	0							
CONSOLIDATED 1434 - Vote by	130	87	66.92	0	0	0							
CONSOLIDATED 1435 0139	55	0	0.00	0	0	0							
CONSOLIDATED 1435 - Vote by	55	41	74.55	0	0	0							
CONSOLIDATED 1436 0140	4	0	0.00	0	0	0							
CONSOLIDATED 1436 - Vote by	4	4	100.00	0	0	0							
CONSOLIDATED 1501 0141	19	0	0.00	0	0	0							
CONSOLIDATED 1501 - Vote by	19	9	47.37	0	0	0							
CONSOLIDATED 1502 0142	144	0	0.00	0	0	0							
CONSOLIDATED 1502 - Vote by	144	83	57.64	0	0	0							
CONSOLIDATED 1503 0143	163	0	0.00	0	0	0							
CONSOLIDATED 1503 - Vote by	163	87	53.37	0	0	0							
CONSOLIDATED 1504 0144	282	0	0.00	0	0	0							
CONSOLIDATED 1504 - Vote by	282	93	32.98	0	0	0							
CONSOLIDATED 1505 0145	203	0	0.00	0	0	0							
CONSOLIDATED 1505 - Vote by	203	54	26.60	0	0	0							
CONSOLIDATED 1506 0146	10	0	0.00	0	0	0							
CONSOLIDATED 1506 - Vote by	10	7	70.00	0	0	0							
CONSOLIDATED 1507 0147	287	0	0.00	0	0	0							
CONSOLIDATED 1507 - Vote by	287	54	18.82	0	0	0							
CONSOLIDATED 1508 0148	84	0	0.00	0	0	0							
CONSOLIDATED 1508 - Vote by	84	36	42.86	0	0	0							
CONSOLIDATED 1509 0149	182	0	0.00	0	0	0							
CONSOLIDATED 1509 - Vote by	182	29	15.93	1	0	0							
CONSOLIDATED 1510 0150	0	0	0.00	0	0	0							
CONSOLIDATED 1510 - Vote by	0	0	0.00	0	0	0							
CONSOLIDATED 1511 0151	247	0	0.00	0	0	0							
CONSOLIDATED 1511 - Vote by	247	129	52.23	0	0	0							
CONSOLIDATED 1512 0152	78	0	0.00	0	0	0							
CONSOLIDATED 1512 - Vote by	78	34	43.59	0	0	0							
CONSOLIDATED 1513 0153	281	0	0.00	0	0	0							

June 7,2016

KIN_20160607_E

PEACE AND FREEDOM PRES PREF - PEACE AND FREEDOM													
700014	Registration	Ballots Cast	Turnout (%)		GLORIA ESTELA LA RIVA	LYNN S. KAHN	MONICA MOOREHEAD						
Vote by Mail Totals	48523	16074	33.13		5	0	0						
Grand Totals	48523	19761	40.73		5	0	0						
21st CONGRESSIONAL	48523	19761	40.73		5	0	0						
14th SENATE	48523	19761	40.73		6	0	0						
32nd ASSEMBLY	48523	19761	40.73		5	0	0						
1st Distict of Equalization	48523	19761	40.73		5	0	0						
1st SUPE DISTRICT	8103	3014	37.20		0	0	0						
2nd SUPE DISTRICT	7392	2511	33.97		2	0	0						
3rd SUPE DISTRICT	10742	4802	44.70		0	0	0						
4th SUPE DISTRICT	10272	3868	37.66		1	0	0						
5th SUPE DISTRICT	12014	5566	46.33		2	0	0						
KINGS COUNTY	48523	19761	40.73		5	0	0						
AVENAL	1785	517	28.96		0	0	0						
CORCORAN	4180	1466	35.07		2	0	0						
HANFORD	22624	9436	41.71		3	0	0						
LEMOORE	9473	3616	38.17		0	0	0						
UNINCORPORATED	10461	4726	45.18		0	0	0						

June 7, 2016

U.S. SENATOR 2016 - 1

100016	Registration	Ballots Cast	Turnout (%)	GEORGE C. YANG	JERRY J. LAWS	GAIL K. LIGHTFOOT	MIKE BEITIKS	PAMELA ELIZONDO	SCOTT A. VINEBERG	STEVE STOKES	DUF SUNDHEIM	LING LING SHI	LORETTA L. SANCHEZ	PHIL WYMAN	JARRELL WILLIAMSON
CONSOLIDATED 101 0001	805	101	12.55	5	2	1	0	0	0	0	1	0	14	14	1
CONSOLIDATED 101 - Vote by M	805	195	24.22	15	3	3	0	2	0	5	28	0	20	29	1
CONSOLIDATED 102 0002	1265	136	10.75	4	3	4	0	2	0	14	14	0	30	9	2
CONSOLIDATED 102 - Vote by M	1265	264	20.87	6	6	2	0	1	0	12	22	1	70	20	5
CONSOLIDATED 103 0003	2077	276	13.29	17	11	9	0	1	1	3	40	2	38	34	9
CONSOLIDATED 103 - Vote by M	2077	567	27.30	18	9	13	3	3	0	12	64	2	99	94	7
CONSOLIDATED 104 0004	566	74	13.07	0	2	1	0	0	0	1	7	0	7	15	2
CONSOLIDATED 104 - Vote by M	566	154	27.21	5	2	4	0	0	0	5	20	0	25	24	1
CONSOLIDATED 105 0005	337	45	13.35	0	1	0	0	0	0	2	9	0	5	8	0
CONSOLIDATED 105 - Vote by M	337	106	31.45	3	4	1	0	1	0	0	20	1	16	18	0
CONSOLIDATED 106 0006	973	105	10.79	5	5	0	0	1	0	3	9	0	17	19	1
CONSOLIDATED 106 - Vote by M	973	273	28.06	12	3	5	1	2	0	3	34	0	35	56	2
CONSOLIDATED 107 0007	760	77	10.13	5	0	2	0	0	0	4	6	0	14	9	1
CONSOLIDATED 107 - Vote by M	760	161	21.18	3	4	2	0	0	0	4	19	2	17	33	2
CONSOLIDATED 108 0008	311	42	13.50	1	1	0	0	1	0	0	4	0	10	4	1
CONSOLIDATED 108 - Vote by M	311	64	20.58	0	0	0	0	0	0	0	6	1	29	5	0
CONSOLIDATED 201 0009	706	73	10.34	4	0	1	0	0	0	1	9	0	41	8	0
CONSOLIDATED 201 - Vote by M	706	132	18.70	6	0	2	0	3	0	0	9	0	25	11	0
CONSOLIDATED 202 0010	828	91	10.99	4	0	1	1	0	1	2	13	0	25	11	0
CONSOLIDATED 202 - Vote by M	828	236	28.50	3	2	2	1	1	0	5	23	0	79	30	1
CONSOLIDATED 203 0011	1629	110	6.75	4	7	0	0	0	0	2	3	2	42	7	2
CONSOLIDATED 203 - Vote by M	1629	422	25.91	4	5	3	4	2	0	10	15	1	217	19	2
CONSOLIDATED 204 0012	1023	113	11.05	2	3	2	0	3	0	5	5	1	35	8	0
CONSOLIDATED 204 - Vote by M	1023	199	19.45	1	1	3	0	3	1	1	9	0	78	17	1
CONSOLIDATED 205 0013	762	69	9.06	2	1	0	0	5	0	1	3	1	25	1	0
CONSOLIDATED 205 - Vote by M	762	136	17.85	1	1	1	1	0	1	4	1	1	61	5	0
CONSOLIDATED 301 0014	929	123	13.24	7	2	0	2	3	0	4	15	4	44	51	5
CONSOLIDATED 301 - Vote by M	929	347	37.35	12	11	5	0	0	1	7	47	4	44	51	5
CONSOLIDATED 302 0015	1266	134	10.58	9	5	3	0	1	0	1	19	1	13	22	2
CONSOLIDATED 302 - Vote by M	1266	414	32.70	17	9	9	0	3	0	2	77	0	52	73	4
CONSOLIDATED 303 0016	1100	140	12.73	8	3	7	1	1	0	0	16	0	17	19	0
CONSOLIDATED 303 - Vote by M	1100	297	27.00	12	8	7	1	2	0	4	43	1	64	41	2
CONSOLIDATED 304 0017	803	83	10.34	4	5	2	4	2	0	0	10	0	16	5	0
CONSOLIDATED 304 - Vote by M	803	281	34.99	10	7	2	0	0	0	4	45	0	31	44	3
CONSOLIDATED 305 0018	464	47	10.13	3	1	2	0	0	0	1	2	1	14	4	1
CONSOLIDATED 305 - Vote by M	464	129	27.80	0	4	4	1	0	0	1	16	1	25	19	3
CONSOLIDATED 306 0019	624	63	10.10	0	2	1	0	1	1	0	15	0	12	10	0
CONSOLIDATED 306 - Vote by M	624	182	29.17	3	2	2	0	0	0	3	16	0	34	22	1
CONSOLIDATED 307 0020	1297	180	13.88	11	7	7	0	1	0	4	21	1	27	20	2
CONSOLIDATED 307 - Vote by M	1297	343	26.45	17	5	6	2	3	0	7	41	0	58	61	8
CONSOLIDATED 308 0021	542	49	9.04	6	4	1	0	0	1	0	0	0	13	2	1
CONSOLIDATED 308 - Vote by M	542	118	21.77	3	3	2	1	0	0	4	7	1	22	14	2
CONSOLIDATED 309 0022	715	156	21.82	4	6	0	0	0	1	1	26	0	13	38	5
CONSOLIDATED 309 - Vote by M	715	222	31.05	4	7	1	0	0	0	2	33	0	22	58	1
CONSOLIDATED 401 0023	997	70	7.02	3	1	2	0	0	0	0	9	1	15	12	3
CONSOLIDATED 401 - Vote by M	997	348	34.90	4	4	4	0	3	0	7	51	0	46	62	7
CONSOLIDATED 402 0024	1364	180	13.20	8	6	3	2	2	0	6	28	0	20	26	1
CONSOLIDATED 402 - Vote by M	1364	457	33.50	23	15	1	0	3	1	7	59	1	59	80	0
CONSOLIDATED 403 0025	667	77	11.54	4	1	0	0	0	1	2	17	0	8	6	1
CONSOLIDATED 403 - Vote by M	667	177	26.54	1	3	2	0	0	2	5	21	0	37	22	1
CONSOLIDATED 404 0026	434	25	5.76	0	0	0	0	0	0	1	0	0	7	4	0
CONSOLIDATED 404 - Vote by M	434	74	17.05	0	2	2	0	3	0	4	1	0	23	3	0
CONSOLIDATED 405 0027	1640	121	7.38	2	2	1	0	4	0	2	8	0	30	5	0
CONSOLIDATED 405 - Vote by M	1640	376	22.93	2	4	3	2	7	0	7	24	1	116	22	2
CONSOLIDATED 406 0028	542	44	8.12	0	0	1	0	1	0	1	1	1	20	5	0
CONSOLIDATED 406 - Vote by M	542	143	26.38	1	1	2	0	2	0	6	4	1	49	12	0
CONSOLIDATED 407 0029	751	98	13.05	2	4	0	0	1	0	3	5	0	28	6	2
CONSOLIDATED 407 - Vote by M	751	185	24.63	4	6	3	1	1	0	3	25	0	51	28	1
CONSOLIDATED 501 0030	539	75	13.91	3	3	0	0	0	0	0	11	1	12	14	0
CONSOLIDATED 501 - Vote by M	539	272	50.46	10	3	3	1	1	0	2	48	0	22	63	3
CONSOLIDATED 502 0031	1000	130	13.00	3	3	1	0	0	0	3	18	0	24	12	3

100016		U.S. SENATOR 2016 - 1													
	Registration	Ballots Cast	Turnout (%)	GEORGE C. YANG	JERRY J. LAWS	GAIL K. LIGHTFOOT	MIKE BETIKS	PAMELA ELIZONDO	SCOTT A. VINEBERG	STEVE STOKES	DUF SUNDHEIM	LING LING SHI	LORETTA L. SANCHEZ	PHIL WYMAN	JARRELL WILLIAMSON
CONSOLIDATED 502 - Vote by M	1009	398	39.80	18	9	5	2	1	1	2	61	1	50	73	7
CONSOLIDATED 503 0032	1827	249	13.63	15	2	2	1	3	0	9	45	1	25	31	3
CONSOLIDATED 503 - Vote by M	1827	744	40.72	22	17	9	1	2	2	5	115	3	89	122	14
CONSOLIDATED 504 0033	1249	135	10.81	6	5	4	0	0	0	4	24	0	21	16	1
CONSOLIDATED 504 - Vote by M	1249	448	35.87	9	7	4	2	1	1	7	63	4	65	75	3
CONSOLIDATED 505 0034	2250	196	8.71	11	5	5	1	3	1	8	10	0	42	28	0
CONSOLIDATED 505 - Vote by M	2250	668	29.69	12	14	7	3	6	1	22	73	1	133	80	3
CONSOLIDATED 1101 0035	290	0	0.00	0	0	0	0	0	0	0	0	0	0	0	0
CONSOLIDATED 1101 - Vote by	290	118	40.69	6	8	0	2	1	0	3	14	0	18	19	0
CONSOLIDATED 1102 0036	7	0	0.00	0	0	0	0	0	0	0	0	0	0	0	0
CONSOLIDATED 1102 - Vote by	7	3	42.86	0	0	0	0	0	0	0	0	0	2	0	0
CONSOLIDATED 1103 0037	124	0	0.00	0	0	0	0	0	0	0	0	0	0	0	0
CONSOLIDATED 1103 - Vote by	124	70	56.45	2	0	0	0	0	2	8	0	0	14	13	0
CONSOLIDATED 1104 0038	16	0	0.00	0	0	0	0	0	0	0	0	0	0	0	0
CONSOLIDATED 1104 - Vote by	16	9	56.25	0	3	0	0	0	0	2	0	0	0	1	0
CONSOLIDATED 1105 0039	287	0	0.00	0	0	0	0	0	0	0	0	0	0	0	0
CONSOLIDATED 1105 - Vote by	287	52	18.12	0	4	0	1	1	1	3	1	1	7	5	1
CONSOLIDATED 1106 0040	103	0	0.00	0	0	0	0	0	0	0	0	0	0	0	0
CONSOLIDATED 1106 - Vote by	103	20	19.42	0	0	0	0	0	0	4	1	0	1	2	0
CONSOLIDATED 1107 0041	60	0	0.00	0	0	0	0	0	0	0	0	0	0	0	0
CONSOLIDATED 1107 - Vote by	60	38	63.33	1	0	0	0	0	0	9	0	0	2	12	0
CONSOLIDATED 1108 0042	122	0	0.00	0	0	0	0	0	0	0	0	0	0	0	0
CONSOLIDATED 1108 - Vote by	122	64	52.46	1	1	0	0	0	0	1	11	0	12	13	0
CONSOLIDATED 1201 0043	2	0	0.00	0	0	0	0	0	0	0	0	0	0	0	0
CONSOLIDATED 1201 - Vote by	2	0	0.00	0	0	0	0	0	0	0	0	0	0	0	0
CONSOLIDATED 1202 0044	2	0	0.00	0	0	0	0	0	0	0	0	0	0	0	0
CONSOLIDATED 1202 - Vote by	2	0	0.00	0	0	0	0	0	0	0	0	0	0	0	0
CONSOLIDATED 1203 0045	0	0	0.00	0	0	0	0	0	0	0	0	0	0	0	0
CONSOLIDATED 1203 - Vote by	0	0	0.00	0	0	0	0	0	0	0	0	0	0	0	0
CONSOLIDATED 1204 0046	217	0	0.00	0	0	0	0	0	0	0	0	0	0	0	0
CONSOLIDATED 1204 - Vote by	217	74	34.10	0	0	2	0	4	0	2	2	0	19	1	0
CONSOLIDATED 1205 0047	5	0	0.00	0	0	0	0	0	0	0	0	0	0	0	0
CONSOLIDATED 1205 - Vote by	5	0	0.00	0	0	0	0	0	0	0	0	0	0	0	0
CONSOLIDATED 1206 0048	72	0	0.00	0	0	0	0	0	0	0	0	0	0	0	0
CONSOLIDATED 1206 - Vote by	72	29	40.28	5	0	0	0	0	0	1	4	0	6	0	0
CONSOLIDATED 1207 0049	177	0	0.00	0	0	0	0	0	0	0	0	0	0	0	0
CONSOLIDATED 1207 - Vote by	177	29	16.38	0	0	0	1	1	0	0	0	0	8	2	0
CONSOLIDATED 1208 0050	172	0	0.00	0	0	0	0	0	0	0	0	0	0	0	0
CONSOLIDATED 1208 - Vote by	172	34	19.77	0	0	2	0	1	0	1	0	0	11	3	3
CONSOLIDATED 1209 0051	192	0	0.00	0	0	0	0	0	0	0	0	0	0	0	0
CONSOLIDATED 1209 - Vote by	192	97	50.52	3	0	0	1	1	0	1	18	0	6	17	1
CONSOLIDATED 1210 0052	32	0	0.00	0	0	0	0	0	0	0	0	0	0	0	0
CONSOLIDATED 1210 - Vote by	32	19	59.38	0	0	0	0	0	0	4	0	0	0	9	0
CONSOLIDATED 1211 0053	6	0	0.00	0	0	0	0	0	0	0	0	0	0	0	0
CONSOLIDATED 1211 - Vote by	6	4	66.67	0	0	0	0	0	0	1	0	0	3	0	0
CONSOLIDATED 1212 0054	5	0	0.00	0	0	0	0	0	0	0	0	0	0	0	0
CONSOLIDATED 1212 - Vote by	5	0	0.00	0	0	0	0	0	0	0	0	0	0	0	0
CONSOLIDATED 1213 0055	202	0	0.00	0	0	0	0	0	0	0	0	0	0	0	0
CONSOLIDATED 1213 - Vote by	202	81	40.10	0	1	0	0	0	0	1	14	0	21	14	1
CONSOLIDATED 1214 0056	187	0	0.00	0	0	0	0	0	0	0	0	0	0	0	0
CONSOLIDATED 1214 - Vote by	187	60	32.09	0	0	3	0	1	0	1	2	1	33	3	0
CONSOLIDATED 1215 0057	139	0	0.00	0	0	0	0	0	0	0	0	0	0	0	0
CONSOLIDATED 1215 - Vote by	139	53	38.13	2	0	3	0	0	0	2	4	0	14	6	1
CONSOLIDATED 1216 0058	185	0	0.00	0	0	0	0	0	0	0	0	0	0	0	0
CONSOLIDATED 1216 - Vote by	185	98	52.97	2	0	0	0	0	2	13	0	0	21	15	2
CONSOLIDATED 1217 0059	82	0	0.00	0	0	0	0	0	0	0	0	0	0	0	0
CONSOLIDATED 1217 - Vote by	82	35	42.68	1	0	0	0	0	0	3	0	0	9	7	1
CONSOLIDATED 1218 0060	69	0	0.00	0	0	0	0	0	0	0	0	0	0	0	0
CONSOLIDATED 1218 - Vote by	69	37	53.62	1	1	0	0	1	0	2	3	0	11	2	0
CONSOLIDATED 1219 0061	100	0	0.00	0	0	0	0	0	0	0	0	0	0	0	0
CONSOLIDATED 1219 - Vote by	100	23	23.00	0	1	0	0	0	1	1	0	0	10	3	0

				U.S. SENATOR 2016 - 1											
100016															
	Registration	Ballots Cast	Turnout (%)	GEORGE C. YANG	JERRY J. LAWS	GAIL K. LIGHTFOOT	MIKE BEITIKS	PAMELA ELIZONDO	SCOTT A. VINEBERG	STEVE STOKES	DUF SUNDHEIM	LING LING SHI	LORETTA L. SANCHEZ	PHIL WYMAN	JARRELL WILLIAMSON
CONSOLIDATED 1315 - Vote by	187	55	29.41	2	0	0	0	1	0	0	0	0	0	12	2
CONSOLIDATED 1316 0093	38	0	0.00	0	0	0	0	0	0	0	0	0	0	0	0
CONSOLIDATED 1316 - Vote by	38	17	44.74	0	0	0	0	0	0	0	5	0	1	0	0
CONSOLIDATED 1317 0094	38	0	0.00	0	0	0	0	0	0	0	0	0	0	0	0
CONSOLIDATED 1317 - Vote by	38	23	60.53	1	1	0	0	0	0	0	0	0	0	13	0
CONSOLIDATED 1318 0095	235	0	0.00	0	0	0	0	0	0	0	0	0	0	0	0
CONSOLIDATED 1318 - Vote by	235	120	51.06	3	3	2	1	0	0	0	2	0	8	32	0
CONSOLIDATED 1319 0096	4	0	0.00	0	0	0	0	0	0	0	0	0	0	0	0
CONSOLIDATED 1319 - Vote by	4	4	100.00	0	0	0	0	0	0	0	2	0	2	0	0
CONSOLIDATED 1320 0097	20	0	0.00	0	0	0	0	0	0	0	0	0	0	0	0
CONSOLIDATED 1320 - Vote by	20	14	70.00	2	0	0	0	0	0	0	2	0	1	5	0
CONSOLIDATED 1321 0098	5	0	0.00	0	0	0	0	0	0	0	0	0	0	0	0
CONSOLIDATED 1321 - Vote by	5	3	60.00	0	0	0	0	0	0	0	3	0	0	0	0
CONSOLIDATED 1322 0099	73	0	0.00	0	0	0	0	0	0	0	0	0	0	0	0
CONSOLIDATED 1322 - Vote by	73	43	58.90	4	4	0	0	1	1	1	7	3	5	5	0
CONSOLIDATED 1323 0100	12	0	0.00	0	0	0	0	0	0	0	0	0	0	0	0
CONSOLIDATED 1323 - Vote by	12	7	58.33	0	1	0	0	0	0	0	1	0	2	0	0
CONSOLIDATED 1324 0101	56	0	0.00	0	0	0	0	0	0	0	0	0	0	0	0
CONSOLIDATED 1324 - Vote by	56	21	37.50	0	1	0	0	0	0	0	0	0	2	0	0
CONSOLIDATED 1325 0102	19	0	0.00	0	0	0	0	0	0	0	0	0	0	0	0
CONSOLIDATED 1325 - Vote by	19	10	52.63	0	0	0	0	0	0	0	2	0	3	0	0
CONSOLIDATED 1326 0103	142	0	0.00	0	0	0	0	0	0	0	0	0	0	0	0
CONSOLIDATED 1326 - Vote by	142	47	33.10	3	1	0	0	0	0	4	7	3	3	10	1
CONSOLIDATED 1327 0104	32	0	0.00	0	0	0	0	0	0	0	0	0	0	0	0
CONSOLIDATED 1327 - Vote by	32	11	34.38	1	0	0	0	0	0	0	1	0	2	0	0
CONSOLIDATED 1401 0105	22	0	0.00	0	0	0	0	0	0	0	0	0	0	0	0
CONSOLIDATED 1401 - Vote by	22	4	18.18	0	0	0	0	0	0	0	2	0	2	0	0
CONSOLIDATED 1402 0106	72	0	0.00	0	0	0	0	0	0	0	0	0	0	0	0
CONSOLIDATED 1402 - Vote by	72	33	45.83	3	1	1	0	0	2	1	0	4	4	4	1
CONSOLIDATED 1403 0107	174	0	0.00	0	0	0	0	0	0	0	0	0	0	0	0
CONSOLIDATED 1403 - Vote by	174	53	30.46	4	8	0	0	0	0	1	2	0	26	1	0
CONSOLIDATED 1404 0108	51	0	0.00	0	0	0	0	0	0	0	0	0	0	0	0
CONSOLIDATED 1404 - Vote by	51	15	29.41	1	0	0	0	0	0	0	0	0	7	0	1
CONSOLIDATED 1405 0109	53	0	0.00	0	0	0	0	0	0	0	0	0	0	0	0
CONSOLIDATED 1405 - Vote by	53	22	41.51	0	0	2	1	0	0	0	0	0	2	1	1
CONSOLIDATED 1406 0110	282	0	0.00	0	0	0	0	0	0	0	0	0	0	0	0
CONSOLIDATED 1406 - Vote by	282	86	30.50	0	2	1	0	1	5	6	1	20	5	2	2
CONSOLIDATED 1407 0111	248	0	0.00	0	0	0	0	0	0	0	0	0	0	0	0
CONSOLIDATED 1407 - Vote by	248	88	35.48	2	0	3	0	0	4	5	0	28	10	6	6
CONSOLIDATED 1408 0112	167	0	0.00	0	0	0	0	0	0	0	0	0	0	0	0
CONSOLIDATED 1408 - Vote by	167	48	28.74	1	3	0	0	0	2	3	1	12	2	2	2
CONSOLIDATED 1409 0113	265	0	0.00	0	0	0	0	0	0	0	0	0	0	0	0
CONSOLIDATED 1409 - Vote by	265	105	39.62	1	1	5	1	1	3	4	4	35	9	2	2
CONSOLIDATED 1410 0114	283	0	0.00	0	0	0	0	0	0	0	0	0	0	0	0
CONSOLIDATED 1410 - Vote by	283	104	36.75	2	1	1	0	0	3	12	0	25	8	1	1
CONSOLIDATED 1411 0115	187	0	0.00	0	0	0	0	0	0	0	0	0	0	0	0
CONSOLIDATED 1411 - Vote by	187	48	25.67	0	0	1	1	0	1	4	0	10	8	1	1
CONSOLIDATED 1412 0116	383	0	0.00	0	0	0	0	0	0	0	0	0	0	0	0
CONSOLIDATED 1412 - Vote by	383	123	32.11	1	1	1	0	2	5	3	0	54	4	3	3
CONSOLIDATED 1413 0117	325	0	0.00	0	0	0	0	0	0	0	0	0	0	0	0
CONSOLIDATED 1413 - Vote by	325	115	35.38	6	2	1	0	1	4	8	0	25	7	1	1
CONSOLIDATED 1414 0118	30	0	0.00	0	0	0	0	0	0	0	0	0	0	0	0
CONSOLIDATED 1414 - Vote by	30	8	26.67	0	0	0	0	0	0	0	0	2	0	2	0
CONSOLIDATED 1415 0119	195	0	0.00	0	0	0	0	0	0	0	0	0	0	0	0
CONSOLIDATED 1415 - Vote by	195	52	26.67	0	2	1	1	1	2	3	0	14	3	1	1
CONSOLIDATED 1416 0120	10	0	0.00	0	0	0	0	0	0	0	0	0	0	0	0
CONSOLIDATED 1416 - Vote by	10	1	10.00	0	0	0	0	0	0	0	0	0	0	0	0
CONSOLIDATED 1417 0121	6	0	0.00	0	0	0	0	0	0	0	0	0	0	0	0
CONSOLIDATED 1417 - Vote by	6	2	33.33	0	0	0	0	0	0	0	0	0	0	0	0
CONSOLIDATED 1418 0122	41	0	0.00	0	0	0	0	0	0	0	0	0	0	0	0
CONSOLIDATED 1418 - Vote by	41	15	36.59	0	0	0	0	0	0	2	4	0	3	1	0

June 7, 2016

U.S. SENATOR 2016 - 1

100016	Registration	Ballots Cast	Turnout (%)	GEORGE C. YANG	JERRY J. LAWS	GAIL K. LIGHTFOOT	MIKE BEITIKS	PAMELA ELIZONDO	SCOTT A. VINEBERG	STEVE STOKES	DUF SUNDHEIM	LING LING SHI	LORETTA L. SANCHEZ	PHIL WYMAN	JARRELL WILLIAMSON
CONSOLIDATED 1513 - Vote by	261	135	51.72	4	3	8	0	0	0	4	18	0	11	22	4
CONSOLIDATED 1514 0154	2	0	0.00	0	0	0	0	0	0	0	0	0	0	0	0
CONSOLIDATED 1514 - Vote by	2	2	100.00	0	0	0	0	0	0	0	0	0	0	0	0
CONSOLIDATED 1515 0155	315	0	0.00	0	0	0	0	0	0	0	0	0	0	0	0
CONSOLIDATED 1515 - Vote by	315	91	28.89	0	0	2	0	1	1	2	6	0	26	2	0
CONSOLIDATED 1516 0156	268	0	0.00	0	0	0	0	0	0	0	0	0	0	0	0
CONSOLIDATED 1516 - Vote by	268	122	45.52	6	5	2	0	0	0	7	10	0	31	13	0
CONSOLIDATED 1517 0157	299	0	0.00	0	0	0	0	0	0	0	0	0	0	0	0
CONSOLIDATED 1517 - Vote by	299	107	35.79	3	1	0	1	1	0	4	11	0	25	7	1
CONSOLIDATED 1518 0158	145	0	0.00	0	0	0	0	0	0	0	0	0	0	0	0
CONSOLIDATED 1518 - Vote by	145	54	37.24	1	1	0	1	0	0	0	8	0	9	10	0
CONSOLIDATED 1519 0159	13	0	0.00	0	0	0	0	0	0	0	0	0	0	0	0
CONSOLIDATED 1519 - Vote by	13	2	15.38	0	0	0	0	0	0	0	0	0	0	1	0
CONSOLIDATED 1520 0160	196	0	0.00	0	0	0	0	0	0	0	0	0	0	0	0
CONSOLIDATED 1520 - Vote by	196	99	50.51	5	1	1	0	0	0	0	14	0	13	26	4
CONSOLIDATED 1521 0161	122	0	0.00	0	0	0	0	0	0	0	0	0	0	0	0
CONSOLIDATED 1521 - Vote by	122	76	62.30	2	1	2	1	0	0	0	15	0	6	20	0
CONSOLIDATED 1522 0162	9	0	0.00	0	0	0	0	0	0	0	0	0	0	0	0
CONSOLIDATED 1522 - Vote by	9	6	66.67	0	0	0	0	0	0	0	4	0	0	2	0
CONSOLIDATED 1523 0163	39	0	0.00	0	0	0	0	0	0	0	0	0	0	0	0
CONSOLIDATED 1523 - Vote by	39	29	74.36	1	0	1	0	0	0	0	11	0	0	9	1
CONSOLIDATED 1524 0164	245	0	0.00	0	0	0	0	0	0	0	0	0	0	0	0
CONSOLIDATED 1524 - Vote by	245	154	62.86	1	7	1	0	3	0	1	35	0	17	41	0
CONSOLIDATED 1525 0165	174	0	0.00	0	0	0	0	0	0	0	0	0	0	0	0
CONSOLIDATED 1525 - Vote by	174	97	55.75	6	0	0	0	0	0	1	28	0	7	19	0
CONSOLIDATED 1526 0166	29	0	0.00	0	0	0	0	0	0	0	0	0	0	0	0
CONSOLIDATED 1526 - Vote by	29	15	51.72	0	0	0	0	0	0	0	7	0	0	5	0
CONSOLIDATED 1527 0167	17	0	0.00	0	0	0	0	0	0	0	0	0	0	0	0
CONSOLIDATED 1527 - Vote by	17	14	82.35	1	0	0	0	0	0	0	0	0	3	6	0
CONSOLIDATED 1528 0168	0	0	0.00	0	0	0	0	0	0	0	0	0	0	0	0
CONSOLIDATED 1528 - Vote by	0	0	0.00	0	0	0	0	0	0	0	0	0	0	0	0
CONSOLIDATED 1529 0169	15	0	0.00	0	0	0	0	0	0	0	0	0	0	0	0
CONSOLIDATED 1529 - Vote by	15	4	26.67	0	0	0	0	0	0	1	0	0	1	0	0
CONSOLIDATED 1530 0170	146	0	0.00	0	0	0	0	0	0	0	0	0	0	0	0
CONSOLIDATED 1530 - Vote by	146	69	47.26	2	3	6	0	1	0	1	5	0	13	7	2
CONSOLIDATED 1531 0171	1	0	0.00	0	0	0	0	0	0	0	0	0	0	0	0
CONSOLIDATED 1531 - Vote by	1	0	0.00	0	0	0	0	0	0	0	0	0	0	0	0
CONSOLIDATED 1532 0172	182	0	0.00	0	0	0	0	0	0	0	0	0	0	0	0
CONSOLIDATED 1532 - Vote by	182	76	41.76	3	6	0	0	0	0	0	8	0	14	9	1
CONSOLIDATED 1533 0173	26	0	0.00	0	0	0	0	0	0	0	0	0	0	0	0
CONSOLIDATED 1533 - Vote by	26	2	7.69	0	0	0	0	0	0	0	0	0	0	0	0
CONSOLIDATED 1534 0174	94	0	0.00	0	0	0	0	0	0	0	0	0	0	0	0
CONSOLIDATED 1534 - Vote by	94	54	57.45	2	0	0	0	1	0	0	5	0	7	15	1
CONSOLIDATED 1535 0175	130	0	0.00	0	0	0	0	0	0	0	0	0	0	0	0
CONSOLIDATED 1535 - Vote by	130	44	33.85	2	0	1	0	1	0	0	12	0	7	4	2
CONSOLIDATED 1536 0176	48	0	0.00	0	0	0	0	0	0	0	0	0	0	0	0
CONSOLIDATED 1536 - Vote by	48	24	50.00	0	2	0	0	0	0	2	1	0	8	0	0
CONSOLIDATED 1537 0177	217	0	0.00	0	0	0	0	0	0	0	0	0	0	0	0
CONSOLIDATED 1537 - Vote by	217	117	53.92	0	0	2	1	1	0	6	5	0	10	36	4
CONSOLIDATED 1538 0178	65	0	0.00	0	0	0	0	0	0	0	0	0	0	0	0
CONSOLIDATED 1538 - Vote by	65	36	55.38	1	0	0	0	0	0	0	7	0	8	6	0
CONSOLIDATED 1539 0179	114	0	0.00	0	0	0	0	0	0	0	0	0	0	0	0
CONSOLIDATED 1539 - Vote by	114	58	50.88	0	0	0	1	0	0	1	14	0	4	28	0
CONSOLIDATED 1540 0180	223	0	0.00	0	0	0	0	0	0	0	0	0	0	0	0
CONSOLIDATED 1540 - Vote by	223	113	50.67	3	0	0	0	0	0	1	21	0	14	18	0
CONSOLIDATED 1541 0181	43	0	0.00	0	0	0	0	0	0	0	0	0	0	0	0
CONSOLIDATED 1541 - Vote by	43	17	39.53	0	0	1	0	0	0	0	1	0	5	3	1
CONSOLIDATED 1542 0182	12	0	0.00	0	0	0	0	0	0	0	0	0	0	0	0
CONSOLIDATED 1542 - Vote by	12	9	75.00	1	0	0	0	0	0	0	2	0	1	0	0
Precinct Totals	48523	3687	7.60	162	103	63	11	37	6	82	430	14	693	439	45

KINGS COUNTY Statement of Vote
KIN_20160607_E

		U.S. SENATOR 2016 - 1														
100016																
		Registration	Ballots Cast	Turnout (%)	GEORGE C. YANG	JERRY J. LAWS	GAIL K. LIGHTFOOT	MIKE BEITIKS	PAMELA ELIZONDO	SCOTT A. VINEBERG	STEVE STOKES	DUF SUNDHEIM	LING LING SHI	LORETTA L. SANCHEZ	PHIL WYMAN	JARRELL WILLIAMSON
Vote by Mail Totals		48523	16074	33.13	441	302	213	51	107	19	332	2004	40	3059	2451	169
Grand Totals		48523	19761	40.73	603	405	276	62	144	25	414	2434	54	3752	2890	214
21st CONGRESSIONAL		48523	19761	40.73	603	405	276	62	144	25	414	2434	54	3752	2890	214
14th SENATE		48523	19761	40.73	603	405	276	62	144	25	414	2434	54	3752	2890	214
32nd ASSEMBLY		48523	19761	40.73	603	405	276	62	144	25	414	2434	54	3752	2890	214
1st Distict of Equalization		48523	19761	40.73	603	405	276	62	144	25	414	2434	54	3752	2890	214
1st SUPE DISTRICT		8103	3014	37.20	109	88	51	6	17	2	71	362	11	502	456	36
2nd SUPE DISTRICT		7392	2511	33.97	56	27	26	10	28	4	66	176	7	872	230	18
3rd SUPE DISTRICT		10742	4802	44.70	178	128	77	14	26	4	70	698	17	690	831	53
4th SUPE DISTRICT		10272	3868	37.66	96	73	44	11	36	5	97	419	7	845	473	43
5th SUPE DISTRICT		12014	5566	46.33	164	109	78	21	37	10	110	779	12	843	900	64
KINGS COUNTY		48523	19761	40.73	603	405	276	62	144	25	414	2434	54	3752	2890	214
AVENAL		1785	517	28.96	6	6	6	1	11	2	19	20	3	199	31	1
CORCORAN		4180	1466	35.07	31	17	15	7	9	2	38	103	4	556	133	10
HANFORD		22624	9436	41.71	291	195	144	33	73	16	200	1176	26	1656	1263	110
LEMOORE		9473	3616	38.17	149	90	64	10	24	3	84	418	14	607	532	48
UNINCORPORATED		10461	4726	45.18	126	97	47	11	27	2	73	717	7	734	931	47

June 7, 2016

U.S. SENATOR 2016 - 1

100016

	Registration	Ballots Cast	Turnout (%)	THOMAS G. DEL BECCARO	RON UNZ	GREG CONLON	JASON KRAUS	DON KRAMPE	MARK MATTHEW HERD	VON HOUGO	JASON HANANIA	KAMALA D. HARRIS	GAR MYERS	PAUL MERRITT	MASSIE MUNROE
CONSOLIDATED 101 0001	805	101	12.55	3	2	4	1	0	0	0	0	6	0	0	0
CONSOLIDATED 101 - Vote by M	805	195	24.22	9	1	11	0	1	0	2	24	11	0	0	0
CONSOLIDATED 102 0002	1265	136	10.75	0	0	4	0	0	0	2	34	0	0	0	0
CONSOLIDATED 102 - Vote by M	1265	264	20.87	1	0	5	0	4	0	4	0	0	0	1	3
CONSOLIDATED 103 0003	2077	276	13.29	10	1	7	0	2	2	2	33	69	0	0	2
CONSOLIDATED 103 - Vote by M	2077	567	27.30	24	6	18	0	2	2	2	7	7	0	0	2
CONSOLIDATED 104 0004	566	74	13.07	4	0	2	0	0	0	0	1	15	0	0	0
CONSOLIDATED 104 - Vote by M	566	154	27.21	4	2	3	2	2	1	1	10	5	0	0	0
CONSOLIDATED 105 0005	337	45	13.35	1	1	1	0	0	0	0	10	5	0	0	0
CONSOLIDATED 105 - Vote by M	337	106	31.45	3	0	4	0	1	0	2	13	0	0	0	0
CONSOLIDATED 106 0006	973	105	10.79	5	0	1	1	0	0	1	37	5	0	0	0
CONSOLIDATED 106 - Vote by M	973	273	28.06	13	1	7	2	0	0	1	5	0	0	1	1
CONSOLIDATED 107 0007	760	77	10.13	2	0	1	0	0	0	0	16	0	0	0	0
CONSOLIDATED 107 - Vote by M	760	161	21.18	5	0	6	2	3	0	2	9	0	0	0	0
CONSOLIDATED 108 0008	311	42	13.50	0	0	0	0	0	0	0	12	1	0	0	0
CONSOLIDATED 108 - Vote by M	311	64	20.58	0	0	0	0	0	0	1	4	0	0	0	1
CONSOLIDATED 201 0009	706	73	10.34	0	1	0	0	2	1	2	20	5	0	1	0
CONSOLIDATED 201 - Vote by M	706	132	18.70	0	1	0	0	2	2	0	5	0	0	0	0
CONSOLIDATED 202 0010	828	91	10.99	1	0	2	0	2	1	1	23	0	0	0	2
CONSOLIDATED 202 - Vote by M	828	236	28.50	4	0	4	0	6	1	0	10	0	0	0	1
CONSOLIDATED 203 0011	1629	110	6.75	1	0	1	0	0	1	0	36	9	0	0	3
CONSOLIDATED 203 - Vote by M	1629	422	25.91	4	0	5	1	1	1	2	9	0	0	0	0
CONSOLIDATED 204 0012	1023	113	11.05	1	1	0	0	0	0	0	21	0	0	0	3
CONSOLIDATED 204 - Vote by M	1023	199	19.45	5	3	2	0	0	0	0	10	0	0	0	1
CONSOLIDATED 205 0013	762	69	9.06	0	0	0	0	0	0	0	20	19	0	0	2
CONSOLIDATED 205 - Vote by M	762	136	17.85	0	0	0	0	0	0	4	19	1	0	0	0
CONSOLIDATED 301 0014	929	123	13.24	6	0	2	0	0	0	0	53	0	0	1	1
CONSOLIDATED 301 - Vote by M	929	347	37.35	12	1	9	0	0	1	4	11	0	0	0	0
CONSOLIDATED 302 0015	1266	134	10.58	4	0	2	0	2	0	0	61	0	0	0	2
CONSOLIDATED 302 - Vote by M	1266	414	32.70	12	0	12	0	3	0	4	13	0	0	0	0
CONSOLIDATED 303 0016	1100	140	12.73	8	0	5	0	2	0	0	34	1	0	0	1
CONSOLIDATED 303 - Vote by M	1100	297	27.00	9	2	8	0	4	0	0	8	0	0	1	0
CONSOLIDATED 304 0017	803	83	10.34	3	0	1	0	0	0	1	36	0	0	1	0
CONSOLIDATED 304 - Vote by M	803	281	34.99	18	4	9	0	2	0	0	7	0	0	0	0
CONSOLIDATED 305 0018	464	47	10.13	3	1	0	0	0	0	0	18	0	0	0	0
CONSOLIDATED 305 - Vote by M	464	129	27.80	8	0	2	1	0	0	2	3	0	0	0	0
CONSOLIDATED 306 0019	624	63	10.10	0	0	1	0	0	0	0	32	0	0	0	1
CONSOLIDATED 306 - Vote by M	624	182	29.17	14	2	1	0	1	0	3	17	0	0	0	0
CONSOLIDATED 307 0020	1297	180	13.88	4	1	3	0	1	0	3	42	4	0	0	0
CONSOLIDATED 307 - Vote by M	1297	343	26.45	5	2	6	0	1	0	1	0	0	0	0	0
CONSOLIDATED 308 0021	542	49	9.04	0	0	2	0	0	0	0	12	0	0	0	0
CONSOLIDATED 308 - Vote by M	542	118	21.77	3	1	1	1	1	0	2	10	0	0	0	0
CONSOLIDATED 309 0022	715	156	21.82	14	4	3	1	1	1	1	15	0	0	0	1
CONSOLIDATED 309 - Vote by M	715	222	31.05	19	2	5	0	1	0	0	6	0	0	0	0
CONSOLIDATED 401 0023	997	70	7.02	1	0	3	0	0	0	0	32	1	0	0	3
CONSOLIDATED 401 - Vote by M	997	348	34.90	12	5	11	0	2	1	1	13	0	0	0	0
CONSOLIDATED 402 0024	1364	180	13.20	8	0	9	0	2	3	0	48	0	0	2	2
CONSOLIDATED 402 - Vote by M	1364	457	33.50	19	3	16	0	7	1	4	11	1	1	1	0
CONSOLIDATED 403 0025	667	77	11.54	3	1	1	0	1	0	0	23	0	0	0	2
CONSOLIDATED 403 - Vote by M	667	177	26.54	4	1	6	0	3	0	1	2	0	0	1	0
CONSOLIDATED 404 0026	434	25	5.76	0	0	1	0	0	0	0	6	0	0	0	1
CONSOLIDATED 404 - Vote by M	434	74	17.05	0	0	0	0	0	0	1	9	0	0	0	1
CONSOLIDATED 405 0027	1640	121	7.38	4	1	1	0	0	1	1	45	1	0	0	2
CONSOLIDATED 405 - Vote by M	1640	376	22.93	4	1	13	0	0	6	0	1	0	0	0	0
CONSOLIDATED 406 0028	542	44	8.12	0	0	0	0	0	0	0	14	0	0	0	0
CONSOLIDATED 406 - Vote by M	542	143	26.38	2	2	2	0	1	1	1	9	0	0	0	1
CONSOLIDATED 407 0029	751	98	13.05	1	0	2	1	2	0	0	18	0	0	0	3
CONSOLIDATED 407 - Vote by M	751	185	24.63	1	0	0	0	0	0	0	6	0	0	0	0
CONSOLIDATED 501 0030	539	75	13.91	4	0	3	0	0	0	0	36	0	0	0	0
CONSOLIDATED 501 - Vote by M	539	272	50.46	15	0	8	0	0	0	3	15	0	0	3	0
CONSOLIDATED 502 0031	1000	130	13.00	4	0	4	0	2	1	1	0	0	0	0	1

June 7, 2016

U.S. SENATOR 2016 - 1

100016

	Registration	Ballots Cast	Turnout (%)	THOMAS G. DEL BECCARO	RON UNZ	GREG CONLON	JASON KRAUS	DON KRAMPE	MARK MATTHEW HERD	VON HOUGO	JASON HANANIA	KAMALA D. HARRIS	GAR MYERS	PAUL MERRITT	MASSIE MUNROE
CONSOLIDATED 502 - Vote by M	1000	398	39.80	31	1	20	0	4	0	0	0	33	1	2	0
CONSOLIDATED 503 0032	1827	249	13.63	13	2	3	0	0	0	0	0	39	0	0	1
CONSOLIDATED 503 - Vote by M	1827	744	40.72	37	8	26	0	0	3	3	102	0	0	0	0
CONSOLIDATED 504 0033	1249	135	10.81	5	5	5	0	1	1	1	9	0	0	0	0
CONSOLIDATED 504 - Vote by M	1249	448	35.87	16	3	10	4	5	0	1	53	0	0	0	0
CONSOLIDATED 505 0034	2250	196	8.71	2	0	5	0	0	0	0	17	0	0	0	0
CONSOLIDATED 505 - Vote by M	2250	668	29.69	13	1	12	3	3	1	3	78	0	0	1	3
CONSOLIDATED 1101 0035	290	0	0.00	0	0	0	0	0	0	0	0	0	0	0	0
CONSOLIDATED 1101 - Vote by	290	118	40.69	1	2	1	0	0	0	1	16	0	0	0	0
CONSOLIDATED 1102 0036	7	0	0.00	0	0	0	0	0	0	0	0	0	0	0	0
CONSOLIDATED 1102 - Vote by	7	3	42.86	0	0	0	0	0	0	0	0	0	0	0	0
CONSOLIDATED 1103 0037	124	0	0.00	0	0	0	0	0	0	0	0	0	0	0	0
CONSOLIDATED 1103 - Vote by	124	70	56.45	3	0	3	0	0	0	0	9	0	0	0	0
CONSOLIDATED 1104 0038	16	0	0.00	0	0	0	0	0	0	0	0	0	0	0	0
CONSOLIDATED 1104 - Vote by	16	9	56.25	0	0	0	0	0	0	0	3	0	0	0	0
CONSOLIDATED 1105 0039	287	0	0.00	0	0	0	0	0	0	0	0	0	0	0	0
CONSOLIDATED 1105 - Vote by	287	52	18.12	1	0	2	2	0	0	0	7	0	0	1	3
CONSOLIDATED 1106 0040	103	0	0.00	0	0	0	0	0	0	0	0	0	0	0	0
CONSOLIDATED 1106 - Vote by	103	20	19.42	1	0	1	0	1	0	0	1	0	0	0	0
CONSOLIDATED 1107 0041	60	0	0.00	0	0	0	0	0	0	0	0	0	0	0	0
CONSOLIDATED 1107 - Vote by	60	38	63.33	7	1	0	0	0	0	0	0	0	0	0	0
CONSOLIDATED 1108 0042	122	0	0.00	0	0	0	0	0	0	0	0	0	0	0	0
CONSOLIDATED 1108 - Vote by	122	64	52.46	6	0	2	2	2	0	1	7	0	0	0	0
CONSOLIDATED 1201 0043	2	0	0.00	0	0	0	0	0	0	0	0	0	0	0	0
CONSOLIDATED 1201 - Vote by	2	0	0.00	0	0	0	0	0	0	0	0	0	0	0	0
CONSOLIDATED 1202 0044	2	0	0.00	0	0	0	0	0	0	0	0	0	0	0	0
CONSOLIDATED 1202 - Vote by	2	0	0.00	0	0	0	0	0	0	0	0	0	0	0	0
CONSOLIDATED 1203 0045	0	0	0.00	0	0	0	0	0	0	0	0	0	0	0	0
CONSOLIDATED 1203 - Vote by	0	0	0.00	0	0	0	0	0	0	0	0	0	0	0	0
CONSOLIDATED 1204 0046	217	0	0.00	0	0	0	0	0	0	0	0	0	0	0	0
CONSOLIDATED 1204 - Vote by	217	74	34.10	9	0	0	0	0	0	4	6	0	0	2	1
CONSOLIDATED 1205 0047	5	0	0.00	0	0	0	0	0	0	0	0	0	0	0	0
CONSOLIDATED 1205 - Vote by	5	0	0.00	0	0	0	0	0	0	0	0	0	0	0	0
CONSOLIDATED 1206 0048	72	0	0.00	0	0	0	0	0	0	0	0	0	0	0	0
CONSOLIDATED 1206 - Vote by	72	29	40.28	3	0	5	0	0	0	0	2	0	0	0	0
CONSOLIDATED 1207 0049	177	0	0.00	0	0	0	0	0	0	0	0	0	0	0	0
CONSOLIDATED 1207 - Vote by	177	29	16.38	0	0	0	0	0	0	0	6	0	0	0	0
CONSOLIDATED 1208 0050	172	0	0.00	0	0	0	0	0	0	0	0	0	0	0	0
CONSOLIDATED 1208 - Vote by	172	34	19.77	0	0	0	0	0	0	0	3	0	0	0	0
CONSOLIDATED 1209 0051	192	0	0.00	0	0	0	0	0	0	0	0	0	0	0	1
CONSOLIDATED 1209 - Vote by	192	97	50.52	2	0	3	2	2	0	0	6	0	0	0	0
CONSOLIDATED 1210 0052	32	0	0.00	0	0	0	0	0	0	0	0	0	0	0	0
CONSOLIDATED 1210 - Vote by	32	19	59.38	0	0	3	0	0	0	0	0	0	0	0	0
CONSOLIDATED 1211 0053	6	0	0.00	0	0	0	0	0	0	0	0	0	0	0	0
CONSOLIDATED 1211 - Vote by	6	4	66.67	0	0	0	0	0	0	0	0	0	0	0	0
CONSOLIDATED 1212 0054	5	0	0.00	0	0	0	0	0	0	0	0	0	0	0	0
CONSOLIDATED 1212 - Vote by	5	0	0.00	0	0	0	0	0	0	0	0	0	0	0	0
CONSOLIDATED 1213 0055	202	0	0.00	0	0	0	0	0	0	0	0	0	0	0	0
CONSOLIDATED 1213 - Vote by	202	61	40.10	3	0	2	0	0	0	1	6	0	2	0	0
CONSOLIDATED 1214 0056	187	0	0.00	0	0	0	0	0	0	0	0	0	0	0	0
CONSOLIDATED 1214 - Vote by	187	60	32.09	0	0	0	0	0	0	2	0	0	0	0	0
CONSOLIDATED 1215 0057	139	0	0.00	0	0	0	0	0	0	0	0	0	0	0	1
CONSOLIDATED 1215 - Vote by	139	53	38.13	0	0	0	0	0	0	0	3	0	0	0	0
CONSOLIDATED 1216 0058	185	0	0.00	0	0	0	0	0	0	0	0	0	0	0	0
CONSOLIDATED 1216 - Vote by	185	98	52.97	4	1	0	0	0	2	1	10	0	0	1	0
CONSOLIDATED 1217 0059	82	0	0.00	0	0	0	0	0	0	0	0	0	0	0	0
CONSOLIDATED 1217 - Vote by	82	35	42.68	1	0	1	0	0	0	1	5	0	0	0	0
CONSOLIDATED 1218 0060	69	0	0.00	0	0	0	0	0	0	0	0	0	0	0	0
CONSOLIDATED 1218 - Vote by	69	37	53.62	0	0	2	0	0	0	0	2	0	0	0	0
CONSOLIDATED 1219 0061	100	0	0.00	0	0	0	0	0	0	0	0	0	0	0	0
CONSOLIDATED 1219 - Vote by	100	23	23.00	2	0	0	1	0	0	0	1	0	0	0	0

				U.S. SENATOR 2016 - 1											
100016				THOMAS G. DEL BECCARO	RON UNZ	GREG CONLON	JASON KRAUS	DON KRAMPE	MARK MATTHEW HERD	VON HOUGO	JASON HANANIA	KAMALA D. HARRIS	GAR MYERS	PAUL MERRITT	MASSIE MUNROE
	Registration	Ballots Cast	Turnout (%)												
CONSOLIDATED 1513 - Vote by	261	135	51.72	1	0	0	0	0	0	0	0	0	0	0	0
CONSOLIDATED 1514 0154	2	0	0.00	0	0	0	0	0	0	0	0	0	0	0	0
CONSOLIDATED 1514 - Vote by	2	2	100.00	0	0	0	0	0	0	0	0	0	0	0	0
CONSOLIDATED 1515 0155	315	0	0.00	0	0	0	0	0	0	0	0	0	0	0	0
CONSOLIDATED 1515 - Vote by	315	91	28.89	2	0	0	0	0	0	0	0	0	0	0	0
CONSOLIDATED 1516 0156	268	0	0.00	0	0	0	0	0	0	0	0	0	0	0	0
CONSOLIDATED 1516 - Vote by	268	122	45.52	0	0	0	1	0	0	1	1	1	1	0	0
CONSOLIDATED 1517 0157	299	0	0.00	0	0	0	0	0	0	0	0	0	0	0	0
CONSOLIDATED 1517 - Vote by	299	107	35.79	0	0	2	2	0	0	1	0	0	0	0	0
CONSOLIDATED 1518 0158	145	0	0.00	0	0	0	0	0	0	0	0	0	0	0	0
CONSOLIDATED 1518 - Vote by	145	54	37.24	1	0	8	1	0	0	1	0	0	0	0	0
CONSOLIDATED 1519 0159	13	0	0.00	0	0	0	0	0	0	0	0	0	0	0	0
CONSOLIDATED 1519 - Vote by	13	2	15.38	0	0	0	0	0	0	0	0	0	0	0	0
CONSOLIDATED 1520 0160	196	0	0.00	0	0	0	0	0	0	0	0	0	0	0	0
CONSOLIDATED 1520 - Vote by	196	99	50.51	0	0	3	0	0	0	0	1	5	0	0	0
CONSOLIDATED 1521 0161	122	0	0.00	0	0	0	0	0	0	0	0	0	0	0	0
CONSOLIDATED 1521 - Vote by	122	76	62.30	2	0	0	0	0	0	0	0	0	0	0	0
CONSOLIDATED 1522 0162	9	0	0.00	0	0	0	0	0	0	0	0	0	0	0	0
CONSOLIDATED 1522 - Vote by	9	6	66.67	0	0	0	0	0	0	0	0	0	0	0	0
CONSOLIDATED 1523 0163	39	0	0.00	0	0	0	0	0	0	0	0	0	0	0	0
CONSOLIDATED 1523 - Vote by	39	29	74.36	0	0	0	0	0	0	0	0	1	0	0	0
CONSOLIDATED 1524 0164	245	0	0.00	0	0	0	0	0	0	0	0	0	0	0	0
CONSOLIDATED 1524 - Vote by	245	154	62.86	11	0	4	0	0	0	2	0	2	0	0	0
CONSOLIDATED 1525 0165	174	0	0.00	0	0	0	0	0	0	0	0	0	0	0	0
CONSOLIDATED 1525 - Vote by	174	97	55.75	9	0	0	0	0	0	0	0	7	0	0	0
CONSOLIDATED 1526 0166	29	0	0.00	0	0	0	0	0	0	0	0	0	0	0	0
CONSOLIDATED 1526 - Vote by	29	15	51.72	0	0	0	0	0	0	0	0	1	0	0	0
CONSOLIDATED 1527 0167	17	0	0.00	0	0	0	0	0	0	0	0	0	0	0	0
CONSOLIDATED 1527 - Vote by	17	14	82.35	1	0	0	0	0	0	0	0	2	0	0	0
CONSOLIDATED 1528 0168	0	0	0.00	0	0	0	0	0	0	0	0	0	0	0	0
CONSOLIDATED 1528 - Vote by	0	0	0.00	0	0	0	0	0	0	0	0	0	0	0	0
CONSOLIDATED 1529 0169	15	0	0.00	0	0	0	0	0	0	0	0	0	0	0	0
CONSOLIDATED 1529 - Vote by	15	4	26.67	0	0	0	0	0	0	0	0	0	0	0	0
CONSOLIDATED 1530 0170	146	0	0.00	0	0	0	0	0	0	0	0	0	0	0	0
CONSOLIDATED 1530 - Vote by	146	69	47.26	4	0	1	0	0	0	0	0	3	0	0	1
CONSOLIDATED 1531 0171	1	0	0.00	0	0	0	0	0	0	0	0	0	0	0	0
CONSOLIDATED 1531 - Vote by	1	0	0.00	0	0	0	0	0	0	0	0	0	0	0	0
CONSOLIDATED 1532 0172	182	0	0.00	0	0	0	0	0	0	0	0	0	0	0	0
CONSOLIDATED 1532 - Vote by	182	76	41.76	0	1	0	0	0	0	5	1	10	0	0	0
CONSOLIDATED 1533 0173	26	0	0.00	0	0	0	0	0	0	0	0	0	0	0	0
CONSOLIDATED 1533 - Vote by	26	2	7.69	0	0	0	0	0	0	0	0	0	2	0	0
CONSOLIDATED 1534 0174	94	0	0.00	0	0	0	0	0	0	0	0	0	0	0	0
CONSOLIDATED 1534 - Vote by	94	54	57.45	3	0	1	0	0	0	0	0	5	0	0	0
CONSOLIDATED 1535 0175	130	0	0.00	0	0	0	0	0	0	0	0	0	0	0	0
CONSOLIDATED 1535 - Vote by	130	44	33.85	0	0	0	0	0	0	0	0	2	0	0	0
CONSOLIDATED 1536 0176	48	0	0.00	0	0	0	0	0	0	0	0	0	0	0	0
CONSOLIDATED 1536 - Vote by	48	24	50.00	0	0	0	0	0	0	0	0	1	0	0	0
CONSOLIDATED 1537 0177	217	0	0.00	0	0	0	0	0	0	0	0	0	0	0	0
CONSOLIDATED 1537 - Vote by	217	117	53.92	5	1	1	1	1	1	1	1	7	0	0	1
CONSOLIDATED 1538 0178	65	0	0.00	0	0	0	0	0	0	0	0	0	0	0	0
CONSOLIDATED 1538 - Vote by	65	36	55.38	3	2	1	0	0	0	0	0	0	0	0	0
CONSOLIDATED 1539 0179	114	0	0.00	0	0	0	0	0	0	0	0	0	0	0	0
CONSOLIDATED 1539 - Vote by	114	68	59.65	5	0	2	0	0	0	0	0	3	0	0	0
CONSOLIDATED 1540 0180	223	0	0.00	0	0	0	0	0	0	0	0	0	0	0	0
CONSOLIDATED 1540 - Vote by	223	113	50.67	4	0	1	1	0	0	1	0	10	0	0	3
CONSOLIDATED 1541 0181	43	0	0.00	0	0	0	0	0	0	0	0	0	0	0	0
CONSOLIDATED 1541 - Vote by	43	17	39.53	0	0	0	0	0	0	0	0	0	0	0	0
CONSOLIDATED 1542 0182	12	0	0.00	0	0	0	0	0	0	0	0	0	0	0	0
CONSOLIDATED 1542 - Vote by	12	9	75.00	0	0	0	0	0	0	0	0	1	0	0	0
Precinct Totals	48523	3687	7.60	116	15	79	6	23	10	17	3	361	3	5	10

KINGS COUNTY Statement of Vote
KIN_20160607_E

U.S. SENATOR 2016 - 1															
100016	Registration	Ballots Cast	Turnout (%)	THOMAS G. DEL BECCARO	RON UNZ	GREG CONLON	JASON KRAUS	DON KRAMPE	MARK MATTHEW HERD	VON HOUGO	JASON HANANIA	KAMALA D. HARRIS	GAR MYERS	PAUL MERRITT	MASSIE MUNROE
Vote by Mail Totals	48523	16074	33.13	562	80	382	37	110	29	101	23	1729	7	24	62
Grand Totals	48523	19761	40.73	678	95	461	43	133	39	118	26	2090	10	29	72
21st CONGRESSIONAL	48523	19761	40.73	678	95	461	43	133	39	118	26	2090	10	29	72
14th SENATE	48523	19761	40.73	678	95	461	43	133	39	118	26	2090	10	29	72
32nd ASSEMBLY	48523	19761	40.73	678	95	461	43	133	39	118	26	2090	10	29	72
1st Distict of Equalization	48523	19761	40.73	678	95	461	43	133	39	118	26	2090	10	29	72
1st SUPE DISTRICT	8103	3014	37.20	103	17	81	10	19	5	19	6	349	1	4	11
2nd SUPE DISTRICT	7392	2511	33.97	52	6	35	4	16	7	18	3	232	2	4	17
3rd SUPE DISTRICT	10742	4802	44.70	218	24	108	7	29	8	31	3	513	2	6	7
4th SUPE DISTRICT	10272	3868	37.66	91	24	104	7	32	5	22	3	391	3	6	20
5th SUPE DISTRICT	12014	5566	46.33	214	24	133	15	37	14	28	11	605	2	9	17
KINGS COUNTY	48523	19761	40.73	678	95	461	43	133	39	118	26	2090	10	29	72
AVENAL	1785	517	28.96	6	4	2	0	0	0	4	0	60	0	0	6
CORCORAN	4180	1466	35.07	21	2	17	4	14	7	9	3	131	2	2	8
HANFORD	22624	9436	41.71	327	49	243	15	63	17	54	15	1129	7	17	30
LEMOORE	9473	3616	38.17	112	23	86	9	22	6	27	4	414	0	4	9
UNINCORPORATED	10461	4726	45.18	212	17	113	16	34	9	24	4	356	1	6	19

June 7, 2016

KIN_20160607_E

				U.S. SENATOR 2016 - 1											
100016	Registration	Ballots Cast	Turnout (%)	ELEANOR GARCÍA	TIM GILDERSLEEVE	CLIVE GREY	DON J. GRUNDMANN	PRESIDENT CRISTINA GRAPPO	HERBERT G. PETERS	TOM PALZER	JOHN THOMPSON PARKER	KAREN ROSEBERRY	EMORY RODGERS		
CONSOLIDATED 101 0001	805	101	12.55	0	0	1	0	0	1	0	0	12	1	0	0
CONSOLIDATED 101 - Vote by M	805	195	24.22	1	0	0	0	0	0	0	0	2	2	0	0
CONSOLIDATED 102 0002	1265	136	10.75	2	0	0	0	1	0	3	2	9	2	0	0
CONSOLIDATED 102 - Vote by M	1265	264	20.87	1	0	0	0	1	0	3	7	10	7	0	0
CONSOLIDATED 103 0003	2077	276	13.29	2	0	0	0	0	1	1	3	10	2	0	0
CONSOLIDATED 103 - Vote by M	2077	567	27.30	4	0	0	0	1	1	6	5	38	4	0	0
CONSOLIDATED 104 0004	566	74	13.07	1	0	0	0	0	0	1	2	6	1	0	0
CONSOLIDATED 104 - Vote by M	566	154	27.21	0	0	0	0	0	0	0	0	9	5	0	0
CONSOLIDATED 105 0005	337	45	13.35	1	0	0	0	0	0	1	1	1	0	0	0
CONSOLIDATED 105 - Vote by M	337	106	31.45	0	0	0	0	0	0	0	1	12	2	0	0
CONSOLIDATED 106 0006	973	105	10.79	1	0	0	0	0	0	0	2	6	1	0	0
CONSOLIDATED 106 - Vote by M	973	273	28.06	0	0	0	0	4	0	0	3	9	1	0	0
CONSOLIDATED 107 0007	760	77	10.13	0	0	0	0	0	0	0	2	3	2	0	0
CONSOLIDATED 107 - Vote by M	760	161	21.18	0	1	1	0	0	0	1	2	6	4	0	0
CONSOLIDATED 108 0008	311	42	13.50	0	0	0	0	0	0	2	0	1	0	0	0
CONSOLIDATED 108 - Vote by M	311	64	20.58	0	0	0	0	2	0	0	0	0	2	0	0
CONSOLIDATED 201 0009	706	73	10.34	0	0	0	0	1	2	0	0	4	0	0	0
CONSOLIDATED 201 - Vote by M	706	132	18.70	0	0	1	0	1	1	1	2	2	2	0	0
CONSOLIDATED 202 0010	828	91	10.99	0	0	0	0	0	0	0	3	2	0	0	0
CONSOLIDATED 202 - Vote by M	828	236	28.50	1	2	0	0	0	0	1	1	7	2	0	0
CONSOLIDATED 203 0011	1629	110	6.75	1	0	2	0	0	0	0	1	4	2	0	0
CONSOLIDATED 203 - Vote by M	1629	422	25.91	2	0	0	0	1	0	0	8	1	8	0	0
CONSOLIDATED 204 0012	1023	113	11.05	0	0	0	0	0	0	0	4	9	2	0	0
CONSOLIDATED 204 - Vote by M	1023	199	19.45	1	0	0	0	1	0	1	3	6	2	0	0
CONSOLIDATED 205 0013	762	69	9.06	0	0	0	0	0	0	0	2	2	1	0	0
CONSOLIDATED 205 - Vote by M	762	136	17.85	2	0	0	0	0	2	0	2	3	1	0	0
CONSOLIDATED 301 0014	929	123	13.24	0	0	0	0	0	1	0	1	8	2	0	0
CONSOLIDATED 301 - Vote by M	929	347	37.35	3	0	1	1	0	1	2	0	12	4	0	0
CONSOLIDATED 302 0015	1266	134	10.58	0	1	0	0	0	0	0	2	9	2	0	0
CONSOLIDATED 302 - Vote by M	1266	414	32.70	0	0	1	0	0	0	1	2	21	5	0	0
CONSOLIDATED 303 0016	1100	140	12.73	0	0	0	2	0	0	3	4	10	3	0	0
CONSOLIDATED 303 - Vote by M	1100	297	27.00	2	0	0	0	2	0	2	2	12	1	0	0
CONSOLIDATED 304 0017	803	83	10.34	0	0	0	0	0	0	0	0	2	1	0	0
CONSOLIDATED 304 - Vote by M	803	281	34.99	1	0	1	0	0	0	6	1	17	2	0	0
CONSOLIDATED 305 0018	464	47	10.13	0	0	0	0	0	0	0	1	1	0	0	0
CONSOLIDATED 305 - Vote by M	464	129	27.80	0	0	1	0	1	0	0	1	3	1	0	0
CONSOLIDATED 306 0019	624	63	10.10	1	0	0	0	0	0	2	1	3	2	0	0
CONSOLIDATED 306 - Vote by M	624	182	29.17	0	1	0	0	1	0	2	3	12	0	0	0
CONSOLIDATED 307 0020	1297	160	13.88	0	0	0	0	0	0	2	5	13	6	0	0
CONSOLIDATED 307 - Vote by M	1297	343	26.45	1	0	0	0	0	0	0	5	20	2	0	0
CONSOLIDATED 308 0021	542	49	9.04	0	0	0	0	0	0	0	1	0	2	0	0
CONSOLIDATED 308 - Vote by M	542	118	21.77	1	0	2	0	1	0	3	1	13	1	0	0
CONSOLIDATED 309 0022	715	156	21.82	0	0	0	0	0	0	4	2	4	0	0	0
CONSOLIDATED 309 - Vote by M	715	222	31.05	0	0	1	0	0	0	3	2	8	1	0	0
CONSOLIDATED 401 0023	997	70	7.02	0	0	0	0	0	0	1	1	5	1	0	0
CONSOLIDATED 401 - Vote by M	997	348	34.90	0	0	0	0	1	1	10	5	25	4	0	0
CONSOLIDATED 402 0024	1364	180	13.20	0	0	0	0	0	0	0	3	9	0	0	0
CONSOLIDATED 402 - Vote by M	1364	457	33.50	4	0	1	1	1	2	2	6	20	11	0	0
CONSOLIDATED 403 0025	667	77	11.54	0	0	0	0	0	0	1	0	5	1	0	0
CONSOLIDATED 403 - Vote by M	667	177	26.54	0	0	3	0	1	0	1	4	10	5	0	0
CONSOLIDATED 404 0026	434	25	5.76	0	0	0	0	0	0	0	1	0	2	0	0
CONSOLIDATED 404 - Vote by M	434	74	17.05	2	0	0	0	0	0	0	1	4	1	0	0
CONSOLIDATED 405 0027	1640	121	7.38	2	0	0	1	1	0	1	5	8	3	0	0
CONSOLIDATED 405 - Vote by M	1640	376	22.93	7	1	1	0	0	1	5	14	12	7	0	0
CONSOLIDATED 406 0028	542	44	8.12	2	0	0	0	0	0	0	0	0	3	0	0
CONSOLIDATED 406 - Vote by M	542	143	26.38	1	1	0	0	2	0	4	6	1	0	0	0
CONSOLIDATED 407 0029	751	98	13.05	0	0	0	0	0	0	1	2	5	1	0	0
CONSOLIDATED 407 - Vote by M	751	185	24.63	2	0	0	0	0	0	1	2	9	1	0	0
CONSOLIDATED 501 0030	539	75	13.91	0	0	0	0	1	0	0	0	4	1	0	0
CONSOLIDATED 501 - Vote by M	539	272	50.46	0	0	0	0	0	1	2	2	6	2	0	0
CONSOLIDATED 502 0031	1000	130	13.00	0	0	0	2	0	1	1	0	5	1	0	0

June 7, 2016

KIN_20160607_E

100016				U.S. SENATOR 2016 - 1											
	Registration	Ballots Cast	Turnout (%)	ELEANOR GARCÍA	TIM GILDERSLEEVE	CLIVE GREY	DON J. GRUNDMANN	PRESIDENT CRISTINA GRAPPO	HERBERT G. PETERS	TOM PALZER	JOHN THOMPSON PARKER	KAREN ROSEBERRY	EMORY RODGERS		
CONSOLIDATED 1513 - Vote by	261	135	51.72	0	0	1	0	0	0	2	1	12	0	0	0
CONSOLIDATED 1514 0154	2	0	0.00	0	0	0	0	0	0	0	0	0	0	0	0
CONSOLIDATED 1514 - Vote by	2	2	100.00	0	0	0	0	0	0	0	0	0	0	0	0
CONSOLIDATED 1515 0155	315	0	0.00	0	0	0	0	0	0	0	0	0	0	0	0
CONSOLIDATED 1515 - Vote by	315	91	28.89	1	1	0	0	0	0	0	0	0	1	1	0
CONSOLIDATED 1516 0156	268	0	0.00	0	0	0	0	0	0	0	0	0	0	0	0
CONSOLIDATED 1516 - Vote by	268	122	45.52	2	0	2	0	1	0	0	1	4	1	1	0
CONSOLIDATED 1517 0157	299	0	0.00	0	0	0	0	0	0	0	0	0	0	0	0
CONSOLIDATED 1517 - Vote by	299	107	35.79	0	0	0	0	2	1	0	3	2	4	0	0
CONSOLIDATED 1518 0158	145	0	0.00	0	0	0	0	0	0	0	0	0	0	0	0
CONSOLIDATED 1518 - Vote by	145	54	37.24	0	0	0	0	0	0	2	2	1	2	0	0
CONSOLIDATED 1519 0159	13	0	0.00	0	0	0	0	0	0	0	0	0	0	0	0
CONSOLIDATED 1519 - Vote by	13	2	15.38	0	0	0	0	0	0	0	0	0	1	0	0
CONSOLIDATED 1520 0160	196	0	0.00	0	0	0	0	0	0	0	0	0	0	0	0
CONSOLIDATED 1520 - Vote by	196	98	50.51	0	0	0	0	0	0	0	2	1	0	0	0
CONSOLIDATED 1521 0161	122	0	0.00	0	0	0	0	0	0	0	0	0	0	0	0
CONSOLIDATED 1521 - Vote by	122	76	62.30	0	0	0	0	0	0	0	2	3	0	0	0
CONSOLIDATED 1522 0162	9	0	0.00	0	0	0	0	0	0	0	0	0	0	0	0
CONSOLIDATED 1522 - Vote by	9	6	66.67	0	0	0	0	0	0	0	0	0	0	0	0
CONSOLIDATED 1523 0163	39	0	0.00	0	0	0	0	0	0	0	0	0	0	0	0
CONSOLIDATED 1523 - Vote by	39	29	74.36	0	0	0	0	0	0	1	0	0	0	0	0
CONSOLIDATED 1524 0164	245	0	0.00	0	0	0	0	0	0	0	0	0	0	0	0
CONSOLIDATED 1524 - Vote by	245	154	62.86	0	0	0	2	0	0	3	2	2	0	0	0
CONSOLIDATED 1525 0165	174	0	0.00	0	0	0	0	0	0	0	0	0	0	0	0
CONSOLIDATED 1525 - Vote by	174	97	55.75	0	0	0	0	0	0	1	0	4	0	0	0
CONSOLIDATED 1526 0166	29	0	0.00	0	0	0	0	0	0	0	0	0	0	0	0
CONSOLIDATED 1526 - Vote by	29	15	51.72	0	0	0	0	0	0	1	0	1	0	0	0
CONSOLIDATED 1527 0167	17	0	0.00	0	0	0	0	0	0	0	0	0	0	0	0
CONSOLIDATED 1527 - Vote by	17	14	82.35	0	0	0	0	0	0	0	0	0	0	0	0
CONSOLIDATED 1528 0168	0	0	0.00	0	0	0	0	0	0	0	0	0	0	0	0
CONSOLIDATED 1528 - Vote by	0	0	0.00	0	0	0	0	0	0	0	0	0	0	0	0
CONSOLIDATED 1529 0169	15	0	0.00	0	0	0	0	0	0	0	0	0	0	0	0
CONSOLIDATED 1529 - Vote by	15	4	26.67	0	0	0	0	0	0	0	0	0	0	0	0
CONSOLIDATED 1530 0170	146	0	0.00	0	0	0	0	0	0	0	0	0	0	0	0
CONSOLIDATED 1530 - Vote by	146	69	47.26	0	0	1	0	0	0	0	0	0	0	0	0
CONSOLIDATED 1531 0171	1	0	0.00	0	0	0	0	0	0	0	0	0	0	0	0
CONSOLIDATED 1531 - Vote by	1	0	0.00	0	0	0	0	0	0	0	0	0	0	0	0
CONSOLIDATED 1532 0172	182	0	0.00	0	0	0	0	0	0	0	0	0	0	0	0
CONSOLIDATED 1532 - Vote by	182	76	41.76	0	0	0	0	0	0	0	2	5	0	0	0
CONSOLIDATED 1533 0173	26	0	0.00	0	0	0	0	0	0	0	0	0	0	0	0
CONSOLIDATED 1533 - Vote by	26	2	7.69	0	0	0	0	0	0	0	0	0	0	0	0
CONSOLIDATED 1534 0174	94	0	0.00	0	0	0	0	0	0	0	0	0	0	0	0
CONSOLIDATED 1534 - Vote by	94	54	57.45	0	0	0	0	0	0	2	1	1	1	0	0
CONSOLIDATED 1535 0175	130	0	0.00	0	0	0	0	0	0	0	0	0	0	0	0
CONSOLIDATED 1535 - Vote by	130	44	33.85	0	1	0	0	0	0	2	5	5	0	0	0
CONSOLIDATED 1536 0176	48	0	0.00	0	0	0	0	0	0	0	0	0	0	0	0
CONSOLIDATED 1536 - Vote by	48	24	50.00	0	0	0	0	0	0	0	0	1	1	0	0
CONSOLIDATED 1537 0177	217	0	0.00	0	0	0	0	0	0	0	0	0	0	0	0
CONSOLIDATED 1537 - Vote by	217	117	53.92	0	0	1	0	0	0	0	1	7	0	0	0
CONSOLIDATED 1538 0178	65	0	0.00	0	0	0	0	0	0	2	1	0	0	0	0
CONSOLIDATED 1538 - Vote by	65	36	55.38	0	0	0	0	0	0	1	0	0	0	0	0
CONSOLIDATED 1539 0179	114	0	0.00	0	0	0	0	0	0	0	0	0	0	0	0
CONSOLIDATED 1539 - Vote by	114	68	59.65	1	0	0	0	0	0	1	1	3	0	0	0
CONSOLIDATED 1540 0180	223	0	0.00	0	0	0	0	0	0	0	0	0	0	0	0
CONSOLIDATED 1540 - Vote by	223	113	50.67	0	0	0	0	0	0	0	5	0	0	0	0
CONSOLIDATED 1541 0181	43	0	0.00	0	0	0	0	0	0	0	0	0	0	0	0
CONSOLIDATED 1541 - Vote by	43	17	39.53	1	1	0	0	0	0	0	2	0	0	0	0
CONSOLIDATED 1542 0182	12	0	0.00	0	0	0	0	0	0	0	0	0	0	0	0
CONSOLIDATED 1542 - Vote by	12	9	75.00	0	0	0	0	0	0	0	0	0	0	0	0
Precinct Totals	48523	3687	7.60	16	1	4	5	5	6	32	60	180	48	0	0

KINGS COUNTY Statement of Vote
KIN_20160607_E

U.S. SENATOR 2016 - 1															
100016	Registration	Ballots Cast	Turnout (%)	ELEANOR GARCÍA	TIM GILDERSLEEVE	CLIVE GREY	DON J. GRUNDMANN	PRESIDENT CRISTINA GRAPPO	HERBERT G. PETERS	TOM PALZER	JOHN THOMPSON PARKER	KAREN ROSEBERRY	EMORY RODGERS		
Vote by Mail Totals	48523	16074	33.13	73	19	33	8	41	21	138	180	679	191	0	0
Grand Totals	48523	19761	40.73	89	20	37	13	46	27	170	240	859	240	0	0
21st CONGRESSIONAL	48523	19761	40.73	89	20	37	13	46	27	170	240	859	240	0	0
14th SENATE	48523	19761	40.73	89	20	37	13	46	27	170	240	859	240	0	0
32nd ASSEMBLY	48523	19761	40.73	89	20	37	13	46	27	170	240	859	240	0	0
1st Distict of Equalization	48523	19761	40.73	89	20	37	13	46	27	170	240	859	240	0	0
1st SUPE DISTRICT	8103	3014	37.20	16	1	2	0	10	3	26	37	161	40	0	0
2nd SUPE DISTRICT	7392	2511	33.97	14	3	6	1	5	6	8	32	72	36	0	0
3rd SUPE DISTRICT	10742	4802	44.70	11	3	6	3	7	5	44	45	227	43	0	0
4th SUPE DISTRICT	10272	3868	37.66	33	3	10	4	12	8	44	70	174	58	0	0
5th SUPE DISTRICT	12014	5566	46.33	15	10	9	5	12	5	48	56	225	63	0	0
KINGS COUNTY	48523	19761	40.73	89	20	37	13	46	27	170	240	859	240	0	0
AVENAL	1785	517	28.96	3	0	0	0	1	2	1	11	20	6	0	0
CORCORAN	4180	1466	35.07	5	2	5	0	3	3	2	18	37	16	0	0
HANFORD	22624	9436	41.71	45	11	19	9	21	15	81	117	439	128	0	0
LEMOORE	9473	3616	38.17	18	1	3	0	12	4	38	50	213	46	0	0
UNINCORPORATED	10461	4726	45.18	18	6	10	4	8	3	46	44	150	44	0	0

June 7,2016

KIN_20160607_E

100017		CONGRESS DISTRICT 21ST										
	Registration	Ballots Cast	Turnout (%)	DAVID VALADAO	EMILIO JESUS HUERTA	DANIEL PARRA						
CONSOLIDATED 101 0001	805	101	12.55	74	8	11						
CONSOLIDATED 101 - Vote by M	805	195	24.22	155	11	28						
CONSOLIDATED 102 0002	1265	136	10.75	67	24	36						
CONSOLIDATED 102 - Vote by M	1265	264	20.87	134	57	64						
CONSOLIDATED 103 0003	2077	276	13.29	187	24	53						
CONSOLIDATED 103 - Vote by M	2077	567	27.30	398	53	107						
CONSOLIDATED 104 0004	566	74	13.07	50	5	11						
CONSOLIDATED 104 - Vote by M	566	154	27.21	105	12	30						
CONSOLIDATED 105 0005	337	45	13.35	26	3	15						
CONSOLIDATED 105 - Vote by M	337	106	31.45	79	12	10						
CONSOLIDATED 106 0006	973	105	10.79	81	5	16						
CONSOLIDATED 106 - Vote by M	973	273	28.06	193	16	49						
CONSOLIDATED 107 0007	760	77	10.13	49	11	13						
CONSOLIDATED 107 - Vote by M	760	161	21.18	125	10	24						
CONSOLIDATED 108 0008	311	42	13.50	22	10	10						
CONSOLIDATED 108 - Vote by M	311	64	20.58	24	18	21						
CONSOLIDATED 201 0009	706	73	10.34	32	18	20						
CONSOLIDATED 201 - Vote by M	706	132	18.70	50	45	32						
CONSOLIDATED 202 0010	828	91	10.99	51	18	19						
CONSOLIDATED 202 - Vote by M	828	236	28.50	119	63	45						
CONSOLIDATED 203 0011	1629	110	6.75	46	26	32						
CONSOLIDATED 203 - Vote by M	1629	422	25.91	117	180	107						
CONSOLIDATED 204 0012	1023	113	11.05	48	34	26						
CONSOLIDATED 204 - Vote by M	1023	199	19.45	89	52	57						
CONSOLIDATED 205 0013	762	69	9.06	17	20	26						
CONSOLIDATED 205 - Vote by M	762	136	17.85	38	50	37						
CONSOLIDATED 301 0014	929	123	13.24	69	11	37						
CONSOLIDATED 301 - Vote by M	929	347	37.35	235	28	63						
CONSOLIDATED 302 0015	1266	134	10.58	107	8	15						
CONSOLIDATED 302 - Vote by M	1266	414	32.70	327	23	52						
CONSOLIDATED 303 0016	1100	140	12.73	99	7	27						
CONSOLIDATED 303 - Vote by M	1100	297	27.00	201	29	57						
CONSOLIDATED 304 0017	803	83	10.34	54	10	18						
CONSOLIDATED 304 - Vote by M	803	281	34.99	215	11	46						
CONSOLIDATED 305 0018	464	47	10.13	28	4	11						
CONSOLIDATED 305 - Vote by M	464	129	27.80	92	10	21						
CONSOLIDATED 306 0019	624	63	10.10	50	6	6						
CONSOLIDATED 306 - Vote by M	624	182	29.17	122	17	32						
CONSOLIDATED 307 0020	1297	180	13.88	125	17	31						
CONSOLIDATED 307 - Vote by M	1297	343	26.45	250	24	59						
CONSOLIDATED 308 0021	542	49	9.04	26	8	14						
CONSOLIDATED 308 - Vote by M	542	118	21.77	77	14	23						
CONSOLIDATED 309 0022	715	158	21.82	139	2	9						
CONSOLIDATED 309 - Vote by M	715	222	31.05	196	4	12						
CONSOLIDATED 401 0023	997	70	7.02	51	8	9						
CONSOLIDATED 401 - Vote by M	997	348	34.90	252	24	61						
CONSOLIDATED 402 0024	1364	180	13.20	132	16	23						
CONSOLIDATED 402 - Vote by M	1364	457	33.50	340	40	63						
CONSOLIDATED 403 0025	667	77	11.54	56	6	13						
CONSOLIDATED 403 - Vote by M	667	177	26.54	109	22	37						
CONSOLIDATED 404 0026	434	25	5.76	12	4	7						
CONSOLIDATED 404 - Vote by M	434	74	17.05	29	17	28						
CONSOLIDATED 405 0027	1640	121	7.38	58	31	26						
CONSOLIDATED 405 - Vote by M	1640	376	22.93	178	74	109						
CONSOLIDATED 406 0028	542	44	8.12	15	15	12						
CONSOLIDATED 406 - Vote by M	542	143	26.38	55	40	44						
CONSOLIDATED 407 0029	751	98	13.05	57	15	21						
CONSOLIDATED 407 - Vote by M	751	185	24.63	122	23	35						
CONSOLIDATED 501 0030	539	75	13.91	56	7	10						
CONSOLIDATED 501 - Vote by M	539	272	50.46	220	15	28						
CONSOLIDATED 502 0031	1000	130	13.00	96	6	26						

100017	CONGRESS DISTRICT 21ST											
	Registration	Ballots Cast	Turnout (%)	DAVID VALADAO	EMILIO JESUS HUERTA	DANIEL PARRA						
Vote by Mail Totals	48523	16074	33.13	10861	1835	2866						
Grand Totals	48523	19761	40.73	13243	2263	3593						
21st CONGRESSIONAL	48523	19761	40.73	13243	2263	3593						
14th SENATE	48523	19761	40.73	13243	2263	3593						
32nd ASSEMBLY	48523	19761	40.73	13243	2263	3593						
1st Distict of Equalization	48523	19761	40.73	13243	2263	3593						
1st SUPE DISTRICT	8103	3014	37.20	2034	299	569						
2nd SUPE DISTRICT	7392	2511	33.97	1159	681	576						
3rd SUPE DISTRICT	10742	4802	44.70	3610	329	694						
4th SUPE DISTRICT	10272	3668	37.66	2394	523	827						
5th SUPE DISTRICT	12014	5586	46.33	4046	431	927						
KINGS COUNTY	48523	19761	40.73	13243	2263	3593						
AVENAL	1785	517	28.96	192	156	146						
CORCORAN	4180	1466	35.07	656	435	319						
HANFORD	22624	9436	41.71	6361	935	1836						
LEMOORE	9473	3616	38.17	2458	356	666						
UNINCORPORATED	10461	4726	45.18	3576	381	626						

June 7,2016

KIN_20160607_E

300019		REPUBLICAN COUNTY CENTRAL COMMITTEE 1ST SUP REP												
	Registration	Ballots Cast	Turnout (%)	ADAM FERNANDES	LOIS WYNNE	CHARLES MEYER	HOLLY MENDES	RYAN RAMPONI						
CONSOLIDATED 101 0001	805	101	12.55	17	21	22	25	19						
CONSOLIDATED 101 - Vote by M	805	195	24.22	33	34	47	34	38						
CONSOLIDATED 102 0002	1265	136	10.75	16	20	20	17	18						
CONSOLIDATED 102 - Vote by M	1265	264	20.87	27	31	47	27	28						
CONSOLIDATED 103 0003	2077	276	13.29	55	60	72	55	50						
CONSOLIDATED 103 - Vote by M	2077	567	27.30	115	128	142	127	125						
CONSOLIDATED 104 0004	566	74	13.07	12	20	14	9	9						
CONSOLIDATED 104 - Vote by M	566	154	27.21	29	34	30	33	30						
CONSOLIDATED 105 0005	337	45	13.35	6	14	5	9	14						
CONSOLIDATED 105 - Vote by M	337	106	31.45	25	32	29	33	31						
CONSOLIDATED 106 0006	973	105	10.79	24	30	31	28	23						
CONSOLIDATED 106 - Vote by M	973	273	28.06	60	80	73	68	61						
CONSOLIDATED 107 0007	780	77	10.13	11	14	19	13	9						
CONSOLIDATED 107 - Vote by M	780	161	21.18	24	28	54	22	27						
CONSOLIDATED 108 0008	311	42	13.50	8	8	10	8	7						
CONSOLIDATED 108 - Vote by M	311	64	20.58	5	6	7	7	5						
CONSOLIDATED 1101 0035	290	0	0.00	0	0	0	0	0						
CONSOLIDATED 1101 - Vote by	290	118	40.69	27	26	28	24	20						
CONSOLIDATED 1102 0036	7	0	0.00	0	0	0	0	0						
CONSOLIDATED 1102 - Vote by	7	3	42.86	0	0	1	0	0						
CONSOLIDATED 1103 0037	124	0	0.00	0	0	0	0	0						
CONSOLIDATED 1103 - Vote by	124	70	56.45	10	18	20	11	9						
CONSOLIDATED 1104 0038	16	0	0.00	0	0	0	0	0						
CONSOLIDATED 1104 - Vote by	16	9	56.25	3	5	4	1	2						
CONSOLIDATED 1105 0039	287	0	0.00	0	0	0	0	0						
CONSOLIDATED 1105 - Vote by	287	52	18.12	5	2	12	7	6						
CONSOLIDATED 1106 0040	103	0	0.00	0	0	0	0	0						
CONSOLIDATED 1106 - Vote by	103	20	19.42	4	1	3	5	3						
CONSOLIDATED 1107 0041	60	0	0.00	0	0	0	0	0						
CONSOLIDATED 1107 - Vote by	60	38	63.33	8	10	23	5	5						
CONSOLIDATED 1108 0042	122	0	0.00	0	0	0	0	0						
CONSOLIDATED 1108 - Vote by	122	64	52.46	11	17	17	8	8						
Precinct Totals	8103	856	10.56	149	187	193	164	149						
Vote by Mail Totals	8103	2158	26.63	386	452	537	412	398						
Grand Totals	8103	3014	37.20	535	639	730	576	547						
21st CONGRESSIONAL	8103	3014	37.20	535	639	730	576	547						
14th SENATE	8103	3014	37.20	535	639	730	576	547						
32nd ASSEMBLY	8103	3014	37.20	535	639	730	576	547						
1st Distict of Equalization	8103	3014	37.20	535	639	730	576	547						
1st SUPE DISTRICT	8103	3014	37.20	535	639	730	576	547						
KINGS COUNTY	8103	3014	37.20	535	639	730	576	547						
LEMOORE	6313	2414	38.24	446	530	560	489	466						
UNINCORPORATED	1790	600	33.52	89	109	170	87	81						

REPUBLICAN COUNTY CENTRAL COMMITTEE 3RD SUP REP															
300020	Registration	Ballots Cast	Turnout (%)	CODY BRADLEY	DOUG VERBOON	JERRY P. SOJFER	JAMES SCHAUB	SEBASTIAN SILVEIRA	DAVID LOUIS SILVEIRA	ANTONIA SILVEIRA	LEE WISECARVER	DARRIN MONTEIRO	KATHERINE ANDES	JOHN W. GORDON	SHARON O. GORDON
CONSOLIDATED 1322 - Vote by	73	43	58.90	5	20	4	5	6	8	5	15	5	4	5	3
CONSOLIDATED 1323 0100	12	0	0.00	0	0	0	0	0	0	0	0	0	0	0	0
CONSOLIDATED 1323 - Vote by	12	7	58.33	2	2	1	2	1	1	2	3	1	1	0	1
CONSOLIDATED 1324 0101	56	0	0.00	0	0	0	0	0	0	0	0	0	0	0	0
CONSOLIDATED 1324 - Vote by	56	21	37.50	3	6	3	2	3	3	4	5	2	3	3	5
CONSOLIDATED 1325 0102	19	0	0.00	0	0	0	0	0	0	0	0	0	0	0	0
CONSOLIDATED 1325 - Vote by	19	10	52.63	2	0	0	0	2	2	2	2	0	0	0	1
CONSOLIDATED 1326 0103	142	0	0.00	0	0	0	0	0	0	0	0	0	0	0	0
CONSOLIDATED 1326 - Vote by	142	47	33.10	11	14	3	9	10	7	8	14	8	1	9	4
CONSOLIDATED 1327 0104	32	0	0.00	0	0	0	0	0	0	0	0	0	0	0	0
CONSOLIDATED 1327 - Vote by	32	11	34.38	0	3	1	0	1	0	0	1	0	1	1	1
Precinct Totals	10742	975	9.08	162	365	70	131	130	152	136	272	127	98	126	111
Vote by Mail Totals	10742	3827	35.63	686	1642	277	590	644	680	571	1249	555	370	424	376
Grand Totals	10742	4802	44.70	848	2007	347	721	774	832	707	1521	682	468	550	487
21st CONGRESSIONAL	10742	4802	44.70	848	2007	347	721	774	832	707	1521	682	468	550	487
14th SENATE	10742	4802	44.70	848	2007	347	721	774	832	707	1521	682	468	550	487
32nd ASSEMBLY	10742	4802	44.70	848	2007	347	721	774	832	707	1521	682	468	550	487
1st Distict of Equalization	10742	4802	44.70	848	2007	347	721	774	832	707	1521	682	468	550	487
3rd SUPE DISTRICT	10742	4802	44.70	848	2007	347	721	774	832	707	1521	682	468	550	487
KINGS COUNTY	10742	4802	44.70	848	2007	347	721	774	832	707	1521	682	468	550	487
HANFORD	5051	2233	44.21	364	889	153	322	329	345	307	664	299	200	187	206
LEMOORE	3160	1202	38.04	183	374	103	169	135	149	142	303	126	124	202	149
UNINCORPORATED	2531	1367	54.01	301	744	91	230	310	338	258	554	257	144	161	132

June 7, 2016

KIN_20160607_E

REPUBLICAN COUNTY CENTRAL COMMITTEE 4TH SUP REP

300021	Registration	Ballots Cast	Turnout (%)	KEITH FAGUNDES	RENEA FAGUNDES	RUSSELL WAYMIRE	GLENDA DWYER	VERNON COSTA	JUSTIN MENDES	KRIS B. PEDERSEN
CONSOLIDATED 401 0023	997	701	7.02	19	2	14	7	9	13	13
CONSOLIDATED 401 - Vote by M	997	348	34.90	100	18	35	25	72	103	67
CONSOLIDATED 402 0024	1364	180	13.20	63	13	26	11	38	32	33
CONSOLIDATED 402 - Vote by M	1364	457	33.50	154	23	79	38	124	116	95
CONSOLIDATED 403 0025	667	77	11.54	21	2	10	5	11	13	15
CONSOLIDATED 403 - Vote by M	667	177	26.54	47	2	24	16	31	37	26
CONSOLIDATED 404 0026	434	25	5.76	2	1	0	1	1	1	1
CONSOLIDATED 404 - Vote by M	434	74	17.05	14	6	3	2	12	13	8
CONSOLIDATED 405 0027	1640	121	7.38	15	4	7	6	8	11	9
CONSOLIDATED 405 - Vote by M	1640	376	22.93	57	10	15	10	51	49	36
CONSOLIDATED 406 0028	542	44	8.12	8	3	0	0	2	3	3
CONSOLIDATED 406 - Vote by M	542	143	26.38	17	4	5	3	10	8	11
CONSOLIDATED 407 0029	751	98	13.05	12	4	4	2	8	8	8
CONSOLIDATED 407 - Vote by M	751	185	24.63	43	10	24	12	34	36	35
CONSOLIDATED 1401 0105	22	0	0.00	0	0	0	0	0	0	0
CONSOLIDATED 1401 - Vote by	22	4	18.18	2	0	0	0	0	0	0
CONSOLIDATED 1402 0106	72	0	0.00	0	0	0	0	0	0	0
CONSOLIDATED 1402 - Vote by	72	33	45.83	6	2	5	4	6	9	3
CONSOLIDATED 1403 0107	174	0	0.00	0	0	0	0	0	0	0
CONSOLIDATED 1403 - Vote by	174	53	30.46	2	0	2	1	2	5	1
CONSOLIDATED 1404 0108	51	0	0.00	0	0	0	0	0	0	0
CONSOLIDATED 1404 - Vote by	51	15	29.41	1	0	0	0	1	0	0
CONSOLIDATED 1405 0109	53	0	0.00	0	0	0	0	0	0	0
CONSOLIDATED 1405 - Vote by	53	22	41.51	6	1	2	0	1	1	3
CONSOLIDATED 1406 0110	282	0	0.00	0	0	0	0	0	0	0
CONSOLIDATED 1406 - Vote by	282	86	30.50	13	3	6	3	10	17	10
CONSOLIDATED 1407 0111	248	0	0.00	0	0	0	0	0	0	0
CONSOLIDATED 1407 - Vote by	248	88	35.48	11	2	5	1	8	16	9
CONSOLIDATED 1408 0112	167	0	0.00	0	0	0	0	0	0	0
CONSOLIDATED 1408 - Vote by	167	48	28.74	15	2	5	0	13	13	13
CONSOLIDATED 1409 0113	265	0	0.00	0	0	0	0	0	0	0
CONSOLIDATED 1409 - Vote by	265	105	39.62	15	5	13	12	9	22	5
CONSOLIDATED 1410 0114	283	0	0.00	0	0	0	0	0	0	0
CONSOLIDATED 1410 - Vote by	283	104	36.75	16	2	6	4	17	22	17
CONSOLIDATED 1411 0115	187	0	0.00	0	0	0	0	0	0	0
CONSOLIDATED 1411 - Vote by	187	48	25.67	15	3	4	5	8	7	6
CONSOLIDATED 1412 0116	383	0	0.00	0	0	0	0	0	0	0
CONSOLIDATED 1412 - Vote by	383	123	32.11	12	2	3	1	9	13	10
CONSOLIDATED 1413 0117	325	0	0.00	0	0	0	0	0	0	0
CONSOLIDATED 1413 - Vote by	325	115	35.38	21	8	16	7	19	18	18
CONSOLIDATED 1414 0118	30	0	0.00	0	0	0	0	0	0	0
CONSOLIDATED 1414 - Vote by	30	8	26.67	0	0	0	0	0	0	0
CONSOLIDATED 1415 0119	195	0	0.00	0	0	0	0	0	0	0
CONSOLIDATED 1415 - Vote by	195	52	26.67	4	1	4	3	8	7	5
CONSOLIDATED 1416 0120	10	0	0.00	0	0	0	0	0	0	0
CONSOLIDATED 1416 - Vote by	10	1	10.00	1	0	0	0	0	0	0
CONSOLIDATED 1417 0121	6	0	0.00	0	0	0	0	0	0	0
CONSOLIDATED 1417 - Vote by	6	2	33.33	1	0	0	0	0	0	0
CONSOLIDATED 1418 0122	41	0	0.00	0	0	0	0	0	0	0
CONSOLIDATED 1418 - Vote by	41	15	36.59	3	1	0	0	4	3	2
CONSOLIDATED 1419 0123	205	0	0.00	0	0	0	0	0	0	0
CONSOLIDATED 1419 - Vote by	205	109	53.17	52	22	30	5	43	44	29
CONSOLIDATED 1420 0124	153	0	0.00	0	0	0	0	0	0	0
CONSOLIDATED 1420 - Vote by	153	83	54.25	32	10	30	4	29	19	17
CONSOLIDATED 1421 0125	12	0	0.00	0	0	0	0	0	0	0
CONSOLIDATED 1421 - Vote by	12	10	83.33	4	0	3	0	2	1	1
CONSOLIDATED 1422 0126	87	0	0.00	0	0	0	0	0	0	0
CONSOLIDATED 1422 - Vote by	87	28	32.18	4	0	1	3	0	2	0
CONSOLIDATED 1423 0127	35	0	0.00	0	0	0	0	0	0	0
CONSOLIDATED 1423 - Vote by	35	7	20.00	0	0	0	0	1	3	0
CONSOLIDATED 1424 0128	25	0	0.00	0	0	0	0	0	0	0

300021		REPUBLICAN COUNTY CENTRAL COMMITTEE 4TH SUP REP												
	Registration	Ballots Cast	Turnout (%)	KEITH FAGUNDES	RENEA FAGUNDES	RUSSELL WAYMIRE	GLENDA DWYER	VERNON COSTA	JUSTIN MENDES	KRIS B. PEDERSEN				
CONSOLIDATED 1424 - Vote by	25	6	24.00	3	0	0	1	2	2	1				
CONSOLIDATED 1425 0129	13	0	0.00	0	0	0	0	0	0	0				
CONSOLIDATED 1425 - Vote by	13	4	30.77	1	0	1	0	2	1	2				
CONSOLIDATED 1426 0130	54	0	0.00	0	0	0	0	0	0	0				
CONSOLIDATED 1426 - Vote by	54	26	48.15	18	4	4	1	11	9	8				
CONSOLIDATED 1427 0131	103	0	0.00	0	0	0	0	0	0	0				
CONSOLIDATED 1427 - Vote by	103	53	51.46	24	3	5	1	23	15	16				
CONSOLIDATED 1428 0132	72	0	0.00	0	0	0	0	0	0	0				
CONSOLIDATED 1428 - Vote by	72	46	62.50	23	6	13	0	19	12	15				
CONSOLIDATED 1429 0133	54	0	0.00	0	0	0	0	0	0	0				
CONSOLIDATED 1429 - Vote by	54	29	53.70	7	0	5	2	7	5	7				
CONSOLIDATED 1430 0134	7	0	0.00	0	0	0	0	0	0	0				
CONSOLIDATED 1430 - Vote by	7	3	42.86	2	2	0	0	2	2	0				
CONSOLIDATED 1431 0135	18	0	0.00	0	0	0	0	0	0	0				
CONSOLIDATED 1431 - Vote by	18	8	44.44	1	0	4	2	5	0	1				
CONSOLIDATED 1432 0136	39	0	0.00	0	0	0	0	0	0	0				
CONSOLIDATED 1432 - Vote by	39	20	51.28	11	5	4	2	7	7	7				
CONSOLIDATED 1433 0137	17	0	0.00	0	0	0	0	0	0	0				
CONSOLIDATED 1433 - Vote by	17	8	47.06	1	0	3	0	3	2	1				
CONSOLIDATED 1434 0138	130	0	0.00	0	0	0	0	0	0	0				
CONSOLIDATED 1434 - Vote by	130	87	66.92	32	7	11	3	19	20	28				
CONSOLIDATED 1435 0139	55	0	0.00	0	0	0	0	0	0	0				
CONSOLIDATED 1435 - Vote by	55	41	74.55	10	3	6	0	11	4	10				
CONSOLIDATED 1436 0140	4	0	0.00	0	0	0	0	0	0	0				
CONSOLIDATED 1436 - Vote by	4	4	100.00	0	0	0	0	0	0	0				
Precinct Totals	10272	615	5.99	140	29	61	32	77	81	82				
Vote by Mail Totals	10272	3253	31.67	801	163	376	171	635	663	523				
Grand Totals	10272	3868	37.66	941	192	437	203	712	744	605				
21st CONGRESSIONAL	10272	3868	37.66	941	192	437	203	712	744	605				
14th SENATE	10272	3868	37.66	941	192	437	203	712	744	605				
32nd ASSEMBLY	10272	3868	37.66	941	192	437	203	712	744	605				
1st Distict of Equalization	10272	3868	37.66	941	192	437	203	712	744	605				
4th SUPE DISTRICT	10272	3868	37.66	941	192	437	203	712	744	605				
KINGS COUNTY	10272	3868	37.66	941	192	437	203	712	744	605				
HANFORD	7859	2816	35.83	633	112	284	162	468	538	403				
UNINCORPORATED	2413	1052	43.60	308	80	153	41	244	206	202				

June 7, 2016

KIN_20160607_E

REPUBLICAN COUNTY CENTRAL COMMITTEE 5TH SUP REP

300022	Registration	Ballots Cast	Turnout (%)	MAXINE BENNETT	TYLER BECK	DONALD L. EILAND	HENRY EILAND	PRUDENCE E. EILAND	GREG STRICKLAND	DAN CHIN	EDEANNE HOWES	JERRY PIERCE	JOE L. RIVERA	MICHELLE RIVERA
CONSOLIDATED 1526 - Vote by	29	15	51.72	0	8	0	0	0	6	0	1	13	9	9
CONSOLIDATED 1527 0167	17	0	0.00	0	0	0	0	0	0	0	0	0	0	0
CONSOLIDATED 1527 - Vote by	17	14	82.35	5	1	4	1	4	3	0	5	2	1	1
CONSOLIDATED 1528 0168	0	0	0.00	0	0	0	0	0	0	0	0	0	0	0
CONSOLIDATED 1528 - Vote by	0	0	0.00	0	0	0	0	0	0	0	0	0	0	0
CONSOLIDATED 1529 0169	15	0	0.00	0	0	0	0	0	0	0	0	0	0	0
CONSOLIDATED 1529 - Vote by	15	4	26.67	0	0	0	0	0	0	0	0	0	0	0
CONSOLIDATED 1530 0170	146	0	0.00	0	0	0	0	0	0	0	0	0	0	0
CONSOLIDATED 1530 - Vote by	146	69	47.26	6	6	5	3	3	14	5	7	18	8	4
CONSOLIDATED 1531 0171	1	0	0.00	0	0	0	0	0	0	0	0	0	0	0
CONSOLIDATED 1531 - Vote by	1	0	0.00	0	0	0	0	0	0	0	0	0	0	0
CONSOLIDATED 1532 0172	182	0	0.00	0	0	0	0	0	0	0	0	0	0	0
CONSOLIDATED 1532 - Vote by	182	76	41.76	11	3	8	2	8	10	6	5	18	12	4
CONSOLIDATED 1533 0173	26	0	0.00	0	0	0	0	0	0	0	0	0	0	0
CONSOLIDATED 1533 - Vote by	26	2	7.69	0	0	0	0	0	0	0	0	0	0	0
CONSOLIDATED 1534 0174	94	0	0.00	0	0	0	0	0	0	0	0	0	0	0
CONSOLIDATED 1534 - Vote by	94	54	57.45	10	13	3	3	4	11	8	3	17	6	6
CONSOLIDATED 1535 0175	130	0	0.00	0	0	0	0	0	0	0	0	0	0	0
CONSOLIDATED 1535 - Vote by	130	44	33.85	4	13	3	0	3	12	6	1	18	16	11
CONSOLIDATED 1536 0176	48	0	0.00	0	0	0	0	0	0	0	0	0	0	0
CONSOLIDATED 1536 - Vote by	48	24	50.00	1	0	1	0	0	4	1	0	0	1	1
CONSOLIDATED 1537 0177	217	0	0.00	0	0	0	0	0	0	0	0	0	0	0
CONSOLIDATED 1537 - Vote by	217	117	53.92	12	18	13	7	8	15	4	15	41	28	18
CONSOLIDATED 1538 0178	65	0	0.00	0	0	0	0	0	0	0	0	0	0	0
CONSOLIDATED 1538 - Vote by	65	36	55.38	8	11	3	1	0	5	2	3	15	17	13
CONSOLIDATED 1539 0179	114	0	0.00	0	0	0	0	0	0	0	0	0	0	0
CONSOLIDATED 1539 - Vote by	114	68	59.65	18	17	6	2	5	22	8	16	24	20	15
CONSOLIDATED 1540 0180	223	0	0.00	0	0	0	0	0	0	0	0	0	0	0
CONSOLIDATED 1540 - Vote by	223	113	50.67	21	21	12	3	11	17	9	16	38	28	14
CONSOLIDATED 1541 0181	43	0	0.00	0	0	0	0	0	0	0	0	0	0	0
CONSOLIDATED 1541 - Vote by	43	17	39.53	2	1	1	0	0	4	0	1	4	1	1
CONSOLIDATED 1542 0182	12	0	0.00	0	0	0	0	0	0	0	0	0	0	0
CONSOLIDATED 1542 - Vote by	12	9	75.00	1	2	0	1	0	1	0	0	2	3	1
Precinct Totals	12014	785	6.53	119	75	77	55	59	185	67	74	219	105	54
Vote by Mail Totals	12014	4781	39.80	776	672	433	231	350	1011	364	515	1464	896	540
Grand Totals	12014	5566	46.33	895	747	510	286	409	1196	431	589	1683	1001	594
21st CONGRESSIONAL	12014	5566	46.33	895	747	510	286	409	1196	431	589	1683	1001	594
14th SENATE	12014	5566	46.33	895	747	510	286	409	1196	431	589	1683	1001	594
32nd ASSEMBLY	12014	5566	46.33	895	747	510	286	409	1196	431	589	1683	1001	594
1st Distict of Equalization	12014	5566	46.33	895	747	510	286	409	1196	431	589	1683	1001	594
5th SUPE DISTRICT	12014	5566	46.33	895	747	510	286	409	1196	431	589	1683	1001	594
KINGS COUNTY	12014	5566	46.33	895	747	510	286	409	1196	431	589	1683	1001	594
HANFORD	9710	4387	45.18	691	531	389	236	323	965	350	440	1273	708	403
UNINCORPORATED	2304	1179	51.17	204	216	121	50	86	231	81	149	410	293	191

SUPERVISOR 2ND DISTRICT													
100023	Registration	Ballots Cast	Turnout (%)		RICHARD VALLE	DEBRA KWAST							
CONSOLIDATED 201 0009	706	73	10.34		43	29							
CONSOLIDATED 201 - Vote by M	706	132	18.70		84	36							
CONSOLIDATED 202 0010	828	91	10.99		51	39							
CONSOLIDATED 202 - Vote by M	828	236	28.50		130	96							
CONSOLIDATED 203 0011	1629	110	6.75		69	36							
CONSOLIDATED 203 - Vote by M	1629	422	25.91		318	88							
CONSOLIDATED 204 0012	1023	113	11.05		83	19							
CONSOLIDATED 204 - Vote by M	1023	199	19.45		139	51							
CONSOLIDATED 205 0013	762	69	9.06		54	8							
CONSOLIDATED 205 - Vote by M	762	136	17.85		105	21							
CONSOLIDATED 1201 0043	2	0	0.00		0	0							
CONSOLIDATED 1201 - Vote by	2	0	0.00		0	0							
CONSOLIDATED 1202 0044	2	0	0.00		0	0							
CONSOLIDATED 1202 - Vote by	2	0	0.00		0	0							
CONSOLIDATED 1203 0045	0	0	0.00		0	0							
CONSOLIDATED 1203 - Vote by	0	0	0.00		0	0							
CONSOLIDATED 1204 0046	217	0	0.00		0	0							
CONSOLIDATED 1204 - Vote by	217	74	34.10		51	16							
CONSOLIDATED 1205 0047	5	0	0.00		0	0							
CONSOLIDATED 1205 - Vote by	5	0	0.00		0	0							
CONSOLIDATED 1206 0048	72	0	0.00		0	0							
CONSOLIDATED 1206 - Vote by	72	29	40.28		13	13							
CONSOLIDATED 1207 0049	177	0	0.00		0	0							
CONSOLIDATED 1207 - Vote by	177	29	16.38		17	9							
CONSOLIDATED 1208 0050	172	0	0.00		0	0							
CONSOLIDATED 1208 - Vote by	172	34	19.77		26	5							
CONSOLIDATED 1209 0051	192	0	0.00		0	0							
CONSOLIDATED 1209 - Vote by	192	97	50.52		50	41							
CONSOLIDATED 1210 0052	32	0	0.00		0	0							
CONSOLIDATED 1210 - Vote by	32	19	59.38		4	13							
CONSOLIDATED 1211 0053	6	0	0.00		0	0							
CONSOLIDATED 1211 - Vote by	6	4	66.67		1	3							
CONSOLIDATED 1212 0054	5	0	0.00		0	0							
CONSOLIDATED 1212 - Vote by	5	0	0.00		0	0							
CONSOLIDATED 1213 0055	202	0	0.00		0	0							
CONSOLIDATED 1213 - Vote by	202	81	40.10		37	43							
CONSOLIDATED 1214 0056	187	0	0.00		0	0							
CONSOLIDATED 1214 - Vote by	187	60	32.09		47	12							
CONSOLIDATED 1215 0057	139	0	0.00		0	0							
CONSOLIDATED 1215 - Vote by	139	53	38.13		38	14							
CONSOLIDATED 1216 0058	185	0	0.00		0	0							
CONSOLIDATED 1216 - Vote by	185	98	52.97		49	43							
CONSOLIDATED 1217 0059	82	0	0.00		0	0							
CONSOLIDATED 1217 - Vote by	82	35	42.68		18	16							
CONSOLIDATED 1218 0060	69	0	0.00		0	0							
CONSOLIDATED 1218 - Vote by	69	37	53.62		14	21							
CONSOLIDATED 1219 0061	100	0	0.00		0	0							
CONSOLIDATED 1219 - Vote by	100	23	23.00		8	15							
CONSOLIDATED 1220 0062	17	0	0.00		0	0							
CONSOLIDATED 1220 - Vote by	17	6	35.29		4	2							
CONSOLIDATED 1221 0063	3	0	0.00		0	0							
CONSOLIDATED 1221 - Vote by	3	1	33.33		1	0							
CONSOLIDATED 1222 0064	21	0	0.00		0	0							
CONSOLIDATED 1222 - Vote by	21	5	23.81		3	2							
CONSOLIDATED 1223 0065	3	0	0.00		0	0							
CONSOLIDATED 1223 - Vote by	3	1	33.33		0	0							
CONSOLIDATED 1224 0066	0	0	0.00		0	0							
CONSOLIDATED 1224 - Vote by	0	0	0.00		0	0							
CONSOLIDATED 1225 0067	54	0	0.00		0	0							
CONSOLIDATED 1225 - Vote by	54	18	33.33		5	12							
CONSOLIDATED 1226 0068	37	0	0.00		0	0							

June 7, 2016

KIN_20160607_E

NON-PARTISAN PROPOSITION 50													
140025													
	Registration	Ballots Cast	Turnout (%)		YES	NO							
CONSOLIDATED 101 0001	805	101	12.55		62	27							
CONSOLIDATED 101 - Vote by M	805	195	24.22		127	56							
CONSOLIDATED 102 0002	1265	136	10.75		95	29							
CONSOLIDATED 102 - Vote by M	1265	284	20.87		195	54							
CONSOLIDATED 103 0003	2077	276	13.29		157	101							
CONSOLIDATED 103 - Vote by M	2077	587	27.30		383	168							
CONSOLIDATED 104 0004	566	74	13.07		45	23							
CONSOLIDATED 104 - Vote by M	566	154	27.21		99	44							
CONSOLIDATED 105 0005	337	45	13.35		31	10							
CONSOLIDATED 105 - Vote by M	337	106	31.45		73	27							
CONSOLIDATED 106 0006	973	105	10.79		76	26							
CONSOLIDATED 106 - Vote by M	973	273	28.06		165	89							
CONSOLIDATED 107 0007	760	77	10.13		49	22							
CONSOLIDATED 107 - Vote by M	760	161	21.18		113	40							
CONSOLIDATED 108 0008	311	42	13.50		27	15							
CONSOLIDATED 108 - Vote by M	311	64	20.58		49	15							
CONSOLIDATED 201 0009	706	73	10.34		43	20							
CONSOLIDATED 201 - Vote by M	706	132	18.70		94	29							
CONSOLIDATED 202 0010	828	91	10.99		54	30							
CONSOLIDATED 202 - Vote by M	828	236	28.50		176	49							
CONSOLIDATED 203 0011	1629	110	6.75		71	33							
CONSOLIDATED 203 - Vote by M	1629	422	25.91		308	98							
CONSOLIDATED 204 0012	1023	113	11.05		55	45							
CONSOLIDATED 204 - Vote by M	1023	199	19.45		139	48							
CONSOLIDATED 205 0013	762	89	9.06		43	18							
CONSOLIDATED 205 - Vote by M	762	136	17.85		97	33							
CONSOLIDATED 301 0014	929	123	13.24		76	35							
CONSOLIDATED 301 - Vote by M	929	347	37.35		197	109							
CONSOLIDATED 302 0015	1266	134	10.58		80	39							
CONSOLIDATED 302 - Vote by M	1266	414	32.70		266	129							
CONSOLIDATED 303 0016	1100	140	12.73		91	44							
CONSOLIDATED 303 - Vote by M	1100	297	27.00		190	86							
CONSOLIDATED 304 0017	803	83	10.34		49	25							
CONSOLIDATED 304 - Vote by M	803	281	34.99		177	82							
CONSOLIDATED 305 0018	464	47	10.13		31	9							
CONSOLIDATED 305 - Vote by M	464	129	27.80		85	34							
CONSOLIDATED 306 0019	624	63	10.10		33	28							
CONSOLIDATED 306 - Vote by M	624	182	29.17		126	40							
CONSOLIDATED 307 0020	1297	180	13.88		126	45							
CONSOLIDATED 307 - Vote by M	1297	343	26.45		255	66							
CONSOLIDATED 308 0021	542	49	9.04		37	10							
CONSOLIDATED 308 - Vote by M	542	118	21.77		84	25							
CONSOLIDATED 309 0022	715	156	21.82		84	60							
CONSOLIDATED 309 - Vote by M	715	222	31.05		133	65							
CONSOLIDATED 401 0023	997	70	7.02		45	20							
CONSOLIDATED 401 - Vote by M	997	348	34.90		234	99							
CONSOLIDATED 402 0024	1364	180	13.20		91	72							
CONSOLIDATED 402 - Vote by M	1364	457	33.50		288	137							
CONSOLIDATED 403 0025	667	77	11.54		43	30							
CONSOLIDATED 403 - Vote by M	667	177	26.54		122	42							
CONSOLIDATED 404 0026	434	25	5.76		18	6							
CONSOLIDATED 404 - Vote by M	434	74	17.05		46	25							
CONSOLIDATED 405 0027	1640	121	7.38		76	36							
CONSOLIDATED 405 - Vote by M	1640	376	22.93		267	95							
CONSOLIDATED 406 0028	542	44	8.12		29	15							
CONSOLIDATED 406 - Vote by M	542	143	26.38		96	39							
CONSOLIDATED 407 0029	751	98	13.05		62	28							
CONSOLIDATED 407 - Vote by M	751	185	24.63		115	60							
CONSOLIDATED 501 0030	539	75	13.91		49	17							
CONSOLIDATED 501 - Vote by M	539	272	50.46		161	81							
CONSOLIDATED 502 0031	1000	130	13.00		77	37							

June 7, 2016

KIN_20160607_E

NON-PARTISAN PROPOSITION 50												
140025	Registration	Ballots Cast	Turnout (%)	YES	NO							
CONSOLIDATED 502 - Vote by M	1000	398	39.80	236	134							
CONSOLIDATED 503 0032	1827	249	13.63	143	80							
CONSOLIDATED 503 - Vote by M	1827	744	40.72	450	229							
CONSOLIDATED 504 0033	1249	135	10.81	82	43							
CONSOLIDATED 504 - Vote by M	1249	448	35.87	305	114							
CONSOLIDATED 505 0034	2250	196	8.71	130	58							
CONSOLIDATED 505 - Vote by M	2250	688	29.89	435	175							
CONSOLIDATED 1101 0035	290	0	0.00	0	0							
CONSOLIDATED 1101 - Vote by	290	118	40.69	81	29							
CONSOLIDATED 1102 0036	7	0	0.00	0	0							
CONSOLIDATED 1102 - Vote by	7	3	42.86	1	2							
CONSOLIDATED 1103 0037	124	0	0.00	0	0							
CONSOLIDATED 1103 - Vote by	124	70	56.45	46	17							
CONSOLIDATED 1104 0038	16	0	0.00	0	0							
CONSOLIDATED 1104 - Vote by	16	9	56.25	5	3							
CONSOLIDATED 1105 0039	287	0	0.00	0	0							
CONSOLIDATED 1105 - Vote by	287	52	18.12	38	9							
CONSOLIDATED 1106 0040	103	0	0.00	0	0							
CONSOLIDATED 1106 - Vote by	103	20	19.42	14	4							
CONSOLIDATED 1107 0041	60	0	0.00	0	0							
CONSOLIDATED 1107 - Vote by	60	38	63.33	22	14							
CONSOLIDATED 1108 0042	122	0	0.00	0	0							
CONSOLIDATED 1108 - Vote by	122	64	52.46	40	21							
CONSOLIDATED 1201 0043	2	0	0.00	0	0							
CONSOLIDATED 1201 - Vote by	2	0	0.00	0	0							
CONSOLIDATED 1202 0044	2	0	0.00	0	0							
CONSOLIDATED 1202 - Vote by	2	0	0.00	0	0							
CONSOLIDATED 1203 0045	0	0	0.00	0	0							
CONSOLIDATED 1203 - Vote by	0	0	0.00	0	0							
CONSOLIDATED 1204 0046	217	0	0.00	0	0							
CONSOLIDATED 1204 - Vote by	217	74	34.10	44	24							
CONSOLIDATED 1205 0047	5	0	0.00	0	0							
CONSOLIDATED 1205 - Vote by	5	0	0.00	0	0							
CONSOLIDATED 1206 0048	72	0	0.00	0	0							
CONSOLIDATED 1206 - Vote by	72	29	40.28	20	9							
CONSOLIDATED 1207 0049	177	0	0.00	0	0							
CONSOLIDATED 1207 - Vote by	177	29	16.38	22	4							
CONSOLIDATED 1208 0050	172	0	0.00	0	0							
CONSOLIDATED 1208 - Vote by	172	34	19.77	30	4							
CONSOLIDATED 1209 0051	192	0	0.00	0	0							
CONSOLIDATED 1209 - Vote by	192	97	50.52	46	45							
CONSOLIDATED 1210 0052	32	0	0.00	0	0							
CONSOLIDATED 1210 - Vote by	32	19	59.38	13	4							
CONSOLIDATED 1211 0053	6	0	0.00	0	0							
CONSOLIDATED 1211 - Vote by	6	4	66.67	3	1							
CONSOLIDATED 1212 0054	5	0	0.00	0	0							
CONSOLIDATED 1212 - Vote by	5	0	0.00	0	0							
CONSOLIDATED 1213 0055	202	0	0.00	0	0							
CONSOLIDATED 1213 - Vote by	202	81	40.10	48	30							
CONSOLIDATED 1214 0056	187	0	0.00	0	0							
CONSOLIDATED 1214 - Vote by	187	60	32.09	50	5							
CONSOLIDATED 1215 0057	139	0	0.00	0	0							
CONSOLIDATED 1215 - Vote by	139	53	38.13	39	12							
CONSOLIDATED 1216 0058	185	0	0.00	0	0							
CONSOLIDATED 1216 - Vote by	185	98	52.97	66	18							
CONSOLIDATED 1217 0059	82	0	0.00	0	0							
CONSOLIDATED 1217 - Vote by	82	35	42.88	25	7							
CONSOLIDATED 1218 0060	69	0	0.00	0	0							
CONSOLIDATED 1218 - Vote by	69	37	53.62	22	9							
CONSOLIDATED 1219 0061	100	0	0.00	0	0							
CONSOLIDATED 1219 - Vote by	100	23	23.00	20	3							

KINGS COUNTY Statement of Vote
KIN_20160607_E

NON-PARTISAN MEASURE K - KINGS COUNTY													
140026	Registration	Ballots Cast	Turnout (%)		BONDS YES	BONDS NO							
CONSOLIDATED 101 0001	805	101	12.55		72	24							
CONSOLIDATED 101 - Vote by M	805	195	24.22		129	62							
CONSOLIDATED 102 0002	1265	136	10.75		82	45							
CONSOLIDATED 102 - Vote by M	1265	264	20.87		188	62							
CONSOLIDATED 103 0003	2077	276	13.29		173	85							
CONSOLIDATED 103 - Vote by M	2077	567	27.30		407	152							
CONSOLIDATED 104 0004	566	74	13.07		55	15							
CONSOLIDATED 104 - Vote by M	566	154	27.21		113	34							
CONSOLIDATED 105 0005	337	45	13.35		36	8							
CONSOLIDATED 105 - Vote by M	337	106	31.45		75	27							
CONSOLIDATED 106 0006	973	105	10.79		81	23							
CONSOLIDATED 106 - Vote by M	973	273	28.06		176	86							
CONSOLIDATED 107 0007	760	77	10.13		45	27							
CONSOLIDATED 107 - Vote by M	760	161	21.18		102	55							
CONSOLIDATED 108 0008	311	42	13.50		24	17							
CONSOLIDATED 108 - Vote by M	311	64	20.58		37	27							
CONSOLIDATED 201 0009	706	73	10.34		46	19							
CONSOLIDATED 201 - Vote by M	706	132	18.70		77	49							
CONSOLIDATED 202 0010	828	91	10.99		57	31							
CONSOLIDATED 202 - Vote by M	828	236	28.50		137	91							
CONSOLIDATED 203 0011	1629	110	6.75		65	37							
CONSOLIDATED 203 - Vote by M	1629	422	25.91		279	128							
CONSOLIDATED 204 0012	1023	113	11.05		56	45							
CONSOLIDATED 204 - Vote by M	1023	199	19.45		139	56							
CONSOLIDATED 205 0013	762	69	9.06		39	23							
CONSOLIDATED 205 - Vote by M	762	136	17.85		82	45							
CONSOLIDATED 301 0014	929	123	13.24		73	44							
CONSOLIDATED 301 - Vote by M	929	347	37.35		228	102							
CONSOLIDATED 302 0015	1266	134	10.58		86	42							
CONSOLIDATED 302 - Vote by M	1266	414	32.70		268	136							
CONSOLIDATED 303 0016	1100	140	12.73		90	45							
CONSOLIDATED 303 - Vote by M	1100	297	27.00		184	106							
CONSOLIDATED 304 0017	803	83	10.34		61	20							
CONSOLIDATED 304 - Vote by M	803	281	34.99		214	60							
CONSOLIDATED 305 0018	464	47	10.13		30	12							
CONSOLIDATED 305 - Vote by M	464	129	27.80		79	45							
CONSOLIDATED 306 0019	624	63	10.10		43	20							
CONSOLIDATED 306 - Vote by M	624	182	29.17		118	58							
CONSOLIDATED 307 0020	1297	180	13.89		116	57							
CONSOLIDATED 307 - Vote by M	1297	343	26.45		244	86							
CONSOLIDATED 308 0021	542	49	9.04		33	15							
CONSOLIDATED 308 - Vote by M	542	118	21.77		82	29							
CONSOLIDATED 309 0022	715	156	21.82		79	68							
CONSOLIDATED 309 - Vote by M	715	222	31.05		154	59							
CONSOLIDATED 401 0023	997	70	7.02		43	25							
CONSOLIDATED 401 - Vote by M	997	348	34.90		225	118							
CONSOLIDATED 402 0024	1364	180	13.20		107	60							
CONSOLIDATED 402 - Vote by M	1364	457	33.50		300	136							
CONSOLIDATED 403 0025	667	77	11.54		56	16							
CONSOLIDATED 403 - Vote by M	667	177	26.54		108	62							
CONSOLIDATED 404 0026	434	25	5.76		13	10							
CONSOLIDATED 404 - Vote by M	434	74	17.05		39	33							
CONSOLIDATED 405 0027	1640	121	7.38		72	42							
CONSOLIDATED 405 - Vote by M	1640	376	22.93		223	142							
CONSOLIDATED 406 0028	542	44	8.12		27	17							
CONSOLIDATED 406 - Vote by M	542	143	26.38		92	47							
CONSOLIDATED 407 0029	751	98	13.05		64	27							
CONSOLIDATED 407 - Vote by M	751	185	24.63		114	62							
CONSOLIDATED 501 0030	539	75	13.91		42	31							
CONSOLIDATED 501 - Vote by M	539	272	50.46		185	81							
CONSOLIDATED 502 0031	1000	130	13.00		82	43							

June 7, 2016

KIN_20160607_E

NON-PARTISAN MEASURE P -PIONEER UNION ELEMENTARY													
140029													
	Registration	Ballots Cast	Turnout (%)		BONDS YES	BONDS NO							
CONSOLIDATED 301 0014	929	123	13.24		70	46							
CONSOLIDATED 301 - Vote by M	929	347	37.35		174	148							
CONSOLIDATED 302 0015	1266	134	10.58		66	61							
CONSOLIDATED 302 - Vote by M	1266	414	32.70		195	208							
CONSOLIDATED 305 0018	464	47	10.13		28	15							
CONSOLIDATED 305 - Vote by M	464	129	27.80		74	48							
CONSOLIDATED 501 0030	539	75	13.91		32	41							
CONSOLIDATED 501 - Vote by M	539	272	50.46		127	134							
CONSOLIDATED 502 0031	1000	130	13.00		61	62							
CONSOLIDATED 502 - Vote by M	1000	398	39.80		188	196							
CONSOLIDATED 1301 0078	190	0	0.00		0	0							
CONSOLIDATED 1301 - Vote by	190	99	52.11		40	53							
CONSOLIDATED 1302 0079	299	0	0.00		0	0							
CONSOLIDATED 1302 - Vote by	299	139	46.49		81	55							
CONSOLIDATED 1307 0084	211	0	0.00		0	0							
CONSOLIDATED 1307 - Vote by	211	130	61.61		54	63							
CONSOLIDATED 1308 0085	267	0	0.00		0	0							
CONSOLIDATED 1308 - Vote by	267	159	59.55		79	72							
CONSOLIDATED 1310 0087	32	0	0.00		0	0							
CONSOLIDATED 1310 - Vote by	32	18	56.25		6	11							
CONSOLIDATED 1314 0091	4	0	0.00		0	0							
CONSOLIDATED 1314 - Vote by	4	2	50.00		0	2							
CONSOLIDATED 1325 0102	19	0	0.00		0	0							
CONSOLIDATED 1325 - Vote by	19	10	52.63		4	2							
CONSOLIDATED 1420 0124	153	0	0.00		0	0							
CONSOLIDATED 1420 - Vote by	153	83	54.25		36	47							
CONSOLIDATED 1501 0141	19	0	0.00		0	0							
CONSOLIDATED 1501 - Vote by	19	9	47.37		4	5							
CONSOLIDATED 1527 0167	17	0	0.00		0	0							
CONSOLIDATED 1527 - Vote by	17	14	82.35		6	8							
CONSOLIDATED 1528 0168	0	0	0.00		0	0							
CONSOLIDATED 1528 - Vote by	0	0	0.00		0	0							
Precinct Totals	5409	509	9.41		257	225							
Vote by Mail Totals	5409	2223	41.10		1068	1052							
Grand Totals	5409	2732	50.51		1325	1277							
21st CONGRESSIONAL	5409	2732	50.51		1325	1277							
14th SENATE	5409	2732	50.51		1325	1277							
32nd ASSEMBLY	5409	2732	50.51		1325	1277							
1st District of Equalization	5409	2732	50.51		1325	1277							
3rd SUPE DISTRICT	3681	1761	47.57		871	784							
4th SUPE DISTRICT	153	83	54.25		36	47							
5th SUPE DISTRICT	1575	898	57.02		418	446							
KINGS COUNTY	5409	2732	50.51		1325	1277							
HANFORD	4706	2316	49.21		1140	1072							
UNINCORPORATED	703	416	59.17		185	205							

